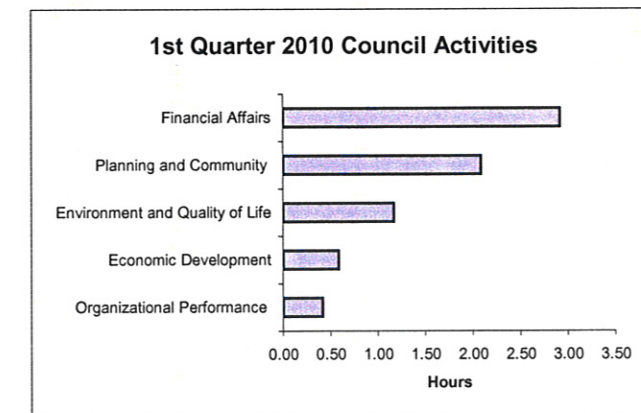
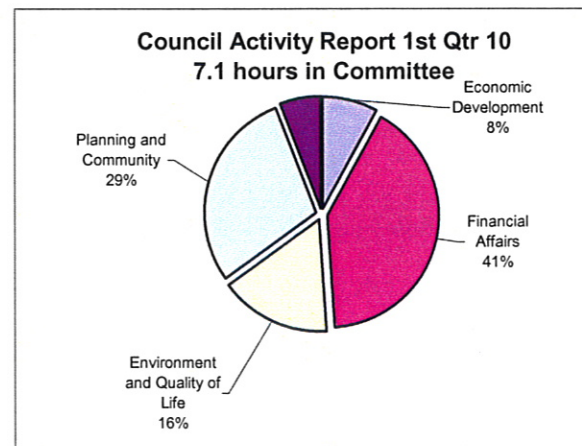


Council Planning Report 1st Quarter 2010 Final

COMMUNITY PERFORMANCE FRAMEWORK	Strategic Values		Strategic Objectives	Council Activity		February Actual		March Actual	
	Sustainability Theme			January Actual	Time (minutes)		Time (minutes)		Time (minutes)
City of Kent, Ohio	External	Financial Health and Economic Development "to be a prosperous and liveable city for all citizens." Economy	Viable Downtown Office, Retail and Industrial Nodes Historic Preservation Tech Research and Manufacturing Existing Business Support / Growth Econ Dev Improves Quality of Life Judicious Tax Abatement Fair Standard of Living	Brimfield JEDD Agreement Changes (1/6) 5	Downtown Declaration of Collective Intent (2/3) 20	Buzz LLC Incubator Tenant (3/3) 10			
				subtotal economic development 5 Unitarian Church West River Sub-Lease (1/6) 15 2010 Capital Appropriations (1/6) 10 City Building Upgrade Request (1/6) 5 subtotal finance 15 Economic and Financial Subtotal 20	subtotal economic development 20 Kent-Sugar Bush Knolls Fire Contract (2/24) 5 2010 City Operating Budget (2/24) 140 AMATS Funding (2/3)(2/24) 15 subtotal finance 160 Economic and Financial Subtotal 180	subtotal economic development 10 subtotal finance 0 Economic and Financial Subtotal 10			
		Natural Resources "to protect and promote the City's natural resources." Environment	Reduce, Reuse, Recycle Purchase Recycled Content Products Quality of Cuyahoga River Protect Drinking Water Sources Alternative Modes of Transportation Energy Conservation Natural Resources and Parks	Environment and Quality of Life Subtotal 0	Ohio EPA Plum Creek Agreement (2/3) 10 Main Street Adopt a Spot (2/3) 15 Environment and Quality of Life Subtotal 25	Water and Wastewater Plant Reports (3/3) 45 Environment and Quality of Life Subtotal 45			
				Environment and Quality of Life Subtotal 0	Environment and Quality of Life Subtotal 25	Environment and Quality of Life Subtotal 45			
		Quality of Life "enhance lifestyle choices through the physical and social environment" Planning Activities and Resources	Control Sprawl Promote Redevelopment Mix of Quality, Affordable Housing Protect Critical Natural Resources	Housing Revolving Loan Fund (1/6) 5	Zoning Text Amendment (2/3) 5	CDBG 5 Year Plan (3/3) 20			
Planning and Community Subtotal 70	Planning and Community Subtotal 25			Planning and Community Subtotal 30					
Communities Within the City "strengthen the quality and enhance the value of neighborhoods." Society, Culture and Community	Awareness, Compliance, Participation Neighborhoods / Community Relations Reduce Discrimination Enhance Physical Safety Community Based Lifelong Learning Human Services and Self Sufficiency	Civil Fines for Code Enforcement (1/6) 20 Community Liaison Position (1/6) 35 City Radio System Upgrade (1/6) 10 Planning and Community Subtotal 70	Esplanade-Erie Street MOU (2/3) 15 Fire Dept. Donation (2/24) 5 Planning and Community Subtotal 25	Regional Fire Service Study Update (3/3) 10 Planning and Community Subtotal 30					
City / University Synergy "to expand collaborative opportunities that enrich the university community experience"									
ORGANIZATIONAL PERFORMANCE FRAMEWORK	Internal	Governmental Performance "to provide the best services at the lowest possible cost." Customer Friendly Culture and Employees Metrics and Results Service Capabilities Planning and Strategy Performance Capacity Council Support Organizational Connectivity Communications	Human resource focus, Mission driven Results focus, Productivity, Data driven Customer focus, Service effectiveness Strategic focus, Market driven Process focus, Improvement driven Council focus, Leadership execution Community/University Collaboration Leadership Direction, Issues framing	City Office Buildings Flag Policy (1/6) 10	Online City Surplus Auction (2/3) 10 Service Admin Roof Repairs (2/3) 5	Organizational Performance Subtotal 0			
				Organizational Performance Subtotal 10	Organizational Performance Subtotal 15	Organizational Performance Subtotal 0			

January thru March	Number of Meetings	Year to date
Regular (Business) Meetings	3	3
Special Council Meetings	0	0
Committee Meetings	4	4
Workshop Meetings	0	0
Public Hearings	2	2
Joint Meetings	0	0
	9	9

Activity Focus Areas	Total Hours of Activity Focus	Percent of Activity Focus
Economic Development	0.58	8%
Financial Affairs	2.92	41%
Organizational Performance	1.17	16%
Planning and Community	2.08	29%
Environment and Quality of Life	0.42	6%
TOTAL	7.2	

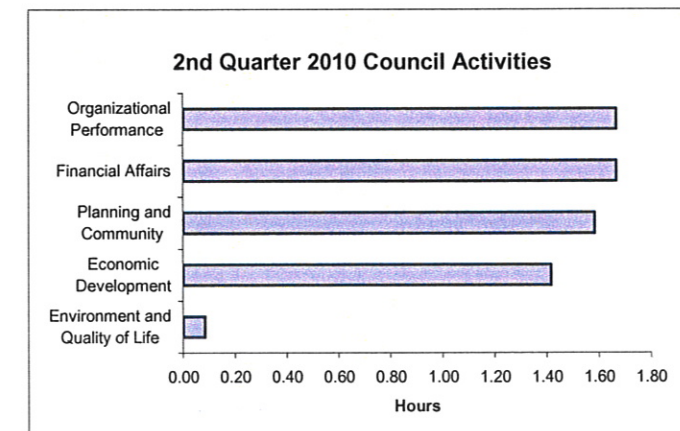
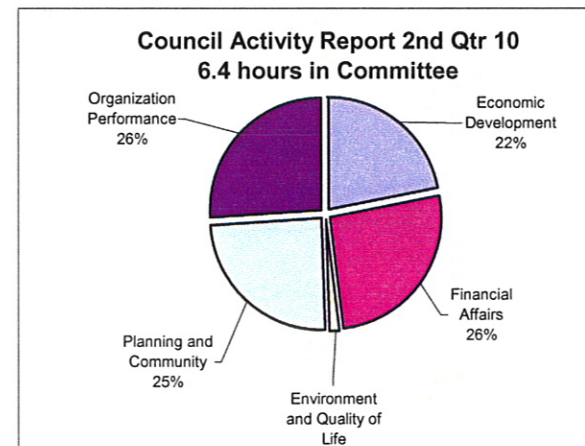


Council Planning Report 2nd Quarter 2010 Final

COMMUNITY PERFORMANCE FRAMEWORK	Strategic Values		Strategic Objectives		Council Activity		May Actual		June Actual	
	Sustainability Theme				April Actual	Time (minutes)		Time (minutes)		Time (minutes)
City of Kent, Ohio	External	Financial Health and Economic Development "to be a prosperous and liveable city for all citizens." Economy	Viable Downtown Office, Retail and Industrial Nodes Historic Preservation Tech Research and Manufacturing Existing Business Support / Growth Econ Dev Improves Quality of Life Judicious Tax Abatement Fair Standard of Living	Façade Loan Program (4/7)	10	City - KSU Land Exchange (5/5)	25	Downtown Redevelopment Update (6/2)	20	
				Revolving Loan Fund Certification (4/7)	5			Celebrate Kent Awards (6/2)	20	
				Clean Ohio Grant Funds (4/7)	5					
				subtotal economic development	20	subtotal economic development	25	subtotal economic development	40	
								City Budget Appropriation Amendment (6/2)	5	
Natural Resources "to protect and promote the City's natural resources." Environment	Reduce, Reuse, Recycle Purchase Recycled Content Products Quality of Cuyahoga River Protect Drinking Water Sources Alternative Modes of Transportation Energy Conservation Natural Resources and Parks									
Quality of Life "enhance lifestyle choices through the physical and social environment" Environment	Control Sprawl Promote Redevelopment Mix of Quality, Affordable Housing Protect Critical Natural Resources									
Community Safety "to be an exceptionally safe City." Planning Activities and Resources	Awareness, Compliance, Participation Neighborhoods / Community Relations Reduce Discrimination Enhance Physical Safety Community Based Lifelong Learning Human Services and Self Sufficiency									
Communities Within the City "strengthen the quality and enhance the value of neighborhoods." Society, Culture and Community	Human resource focus, Mission driven Results focus, Productivity, Data driven Customer focus, Service effectiveness Strategic focus, Market driven Process focus, Improvement driven Council focus, Leadership execution Community/University Collaboration Leadership Direction, Issues framing									
City / University Synergy "to expand collaborative opportunities that enrich the university community experience" Society, Culture and Community	Customer Friendly Culture and Employees Metrics and Results Service Capabilities Planning and Strategy Performance Capacity Council Support Organizational Connectivity Communications									
ORGANIZATIONAL PERFORMANCE FRAMEWORK	Internal	Governmental Performance "to provide the best services at the lowest possible cost." Internal	Human resource focus, Mission driven Results focus, Productivity, Data driven Customer focus, Service effectiveness Strategic focus, Market driven Process focus, Improvement driven Council focus, Leadership execution Community/University Collaboration Leadership Direction, Issues framing	Pending List Report (4/7)	20	Formation of City Audit Committee (5/5)	10			
				Architectural Analysis for Police Station (4/7)	70					
				Organizational Performance Subtotal	90	Organizational Performance Subtotal	10	Organizational Performance Subtotal	0	

April thru June	Number of Meetings	Year to date
Regular (Business) Meetings	3	6
Special Council Meetings	0	0
Committee Meetings	4	7
Workshop Meetings	0	0
Public Hearings	2	3
Joint Meetings	0	0
	9	16

Activity Focus Areas	Total Hours of Activity Focus	Percent of Activity Focus
Economic Development	2.00	15%
Financial Affairs	4.58	34%
Organizational Performance	1.25	9%
Planning and Community	3.67	27%
Environment and Quality of Life	2.08	15%
TOTAL	13.6	

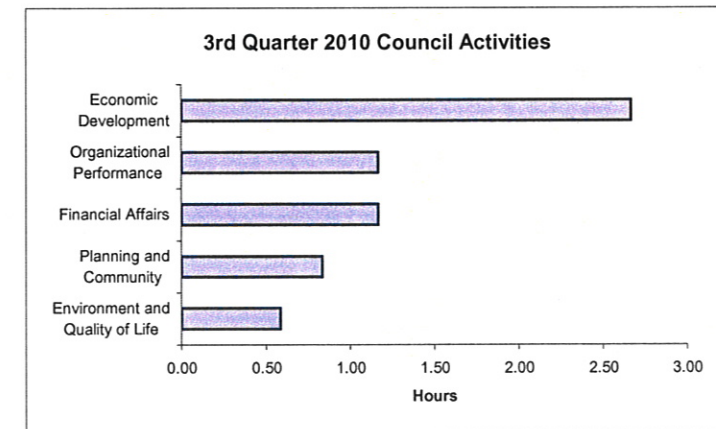
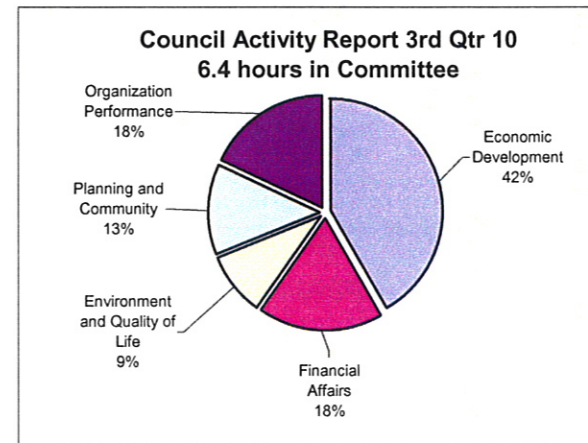


Council Planning Report 3rd Quarter 2010 Final

COMMUNITY PERFORMANCE FRAMEWORK	Strategic Values		Strategic Objectives		Council Activity		August Actual		Sept. Actual			
	Sustainability Theme				July Actual	Time (minutes)		Time (minutes)		Time (minutes)		
City of Kent, Ohio	External	Financial Health and Economic Development "to be a prosperous and liveable city for all citizens."	Economy	Viable Downtown Office, Retail and Industrial Nodes Historic Preservation Tech Research and Manufacturing Existing Business Support / Growth Econ Dev Improves Quality of Life Judicious Tax Abatement Fair Standard of Living	Main Street Kent Update (7/7)	40	Fairmount Property LDA (8/4)	30				
					Star of the West Enterprise Zone Agreement (7/7)	5	TIF with City Schools (8/4)	80				
					subtotal economic development		45	subtotal economic development		115		
					2010 Budget Appropriation Amendment (7/7)	5	2010 Budget Appropriations Amendment (8/4)	5				
					2011 Tax Budget Public Hearing (7/7)	5	subtotal finance		5			
	Economic and Financial Subtotal		55	Economic and Financial Subtotal		120	Economic and Financial Subtotal		55			
	Natural Resources "to protect and promote the City's natural resources."	Environment	Reduce, Reuse, Recycle Purchase Recycled Content Products Quality of Cuyahoga River Protect Drinking Water Sources Alternative Modes of Transportation Energy Conservation Natural Resources and Parks	Environment and Quality of Life Subtotal		0	Environment and Quality of Life Subtotal		0	Environment and Quality of Life Subtotal		35
				Community Safety "to be an exceptionally safe City."	Planning Activities and Resources	Control Sprawl Promote Redevelopment Mix of Quality, Affordable Housing Protect Critical Natural Resources	Cajun Dave's License to Occupy the ROW (7/26)	5			Street and Sidewalk Vendor Discussion (9/1)	10
							Planning and Community Subtotal		20	Planning and Community Subtotal		20
	Communities Within the City "strengthen the quality and enhance the value of neighborhoods."	Society, Culture and Community	Awareness, Compliance, Participation Neighborhoods / Community Relations Reduce Discrimination Enhance Physical Safety Community Based Lifelong Learning Human Services and Self Sufficiency	Planning and Community Subtotal		20	Planning and Community Subtotal		20	Planning and Community Subtotal		10
City / University Synergy "to expand collaborative opportunities that enrich the university community experience"					Planning and Community Subtotal		20	Planning and Community Subtotal		20	Planning and Community Subtotal	
	Internal	Governmental Performance "to provide the best services at the lowest possible cost."	Customer Friendly Culture and Employees Metrics and Results Service Capabilities Planning and Strategy Performance Capacity Council Support Organizational Connectivity Communications		Human resource focus, Mission driven Results focus, Productivity, Data driven Customer focus, Service effectiveness Strategic focus, Market driven Process focus, Improvement driven Council focus, Leadership execution Community/University Collaboration Leadership Direction, Issues framing	League of Woman Voter's Charter Proposal (7/7)	20	Boards and Commissions Interviews (8/4)	10	RITA Update (9/1)	40	
Organizational Performance Subtotal				20		Organizational Performance Subtotal		10	Organizational Performance Subtotal		40	

July thru September	Number of Meetings	Year to date
Regular (Business) Meetings	3	9
Special Council Meetings	0	0
Committee Meetings	4	11
Workshop Meetings	0	0
Public Hearings	1	4
Joint Meetings	0	0
	8	24

Cumulative Council Committee Time Thru The 3rd Quarter of 2010		
Activity Focus Areas	Total Hours of Activity Focus	Percent of Activity Focus
Economic Development	4.67	23%
Financial Affairs	5.75	29%
Organizational Performance	1.83	9%
Planning and Community	4.50	23%
Environment and Quality of Life	3.25	16%
TOTAL	20.0	



Council Planning Report 4th Quarter 2010 Final

COMMUNITY PERFORMANCE FRAMEWORK	Strategic Values		Strategic Objectives		Council Activity		November Actual		December Actual	
	Sustainability Theme				October Actual	Time (minutes)		Time (minutes)		Time (minutes)
City of Kent, Ohio	External	Financial Health and Economic Development "to be a prosperous and liveable city for all citizens." Economy	Viable Downtown Office, Retail and Industrial Nodes Historic Preservation Tech Research and Manufacturing Existing Business Support / Growth Econ Dev Improves Quality of Life Judicious Tax Abatement Fair Standard of Living	Clean Ohio Grant for Ametek (10/6)	5	City and Pizzuti Company LDA (11/3)	5	Acorn Alley Easement Agreement (12/3)	5	
				Main Street Kent Position Change (10/6)	45	EDA Revolving Loan Fund Renewal (11/3)	5	Main Street Kent 5-Year Commitment (12/3)	10	
				subtotal economic development 50		subtotal economic development 10		subtotal economic development 15		
				West Side Fire Levy Replacement (10/6)	10	2010 Budget Appropriation Amendment (11/3)	10	Local Labor Incentive (12/3)	45	
				2010 Budget Appropriation Amendment (10/6)	5	2011 Proposed Operating Budget (11/3)	120	2010 Budget Appropriation Amendment (12/3)	5	
				subtotal finance 25		subtotal finance 130		subtotal finance 50		
				Economic and Financial Subtotal 75		Economic and Financial Subtotal 140		Economic and Financial Subtotal 65		
		Natural Resources "to protect and promote the City's natural resources." Environment	Reduce, Reuse, Recycle Purchase Recycled Content Products Quality of Cuyahoga River Protect Drinking Water Sources Alternative Modes of Transportation Energy Conservation Natural Resources and Parks	NOPEC Energy Grant (10/6)	5			Middle Cuyahoga Watershed Plan (12/3)	30	
				Energy Management Project Update (10/6)	10			ODNR Ash Borer Grant (12/3)	5	
subtotal environment and quality of life 15				subtotal environment and quality of life 0		subtotal environment and quality of life 35				
		Quality of Life "enhance lifestyle choices through the physical and social environment" Environment	Control Sprawl Promote Redevelopment Mix of Quality, Affordable Housing Protect Critical Natural Resources							
		Community Safety "to be an exceptionally safe City." Planning Activities and Resources	Awareness, Compliance, Participation Neighborhoods / Community Relations Reduce Discrimination Enhance Physical Safety Community Based Lifelong Learning Human Services and Self Sufficiency							
		Communities Within the City "strengthen the quality and enhance the value of neighborhoods." Society, Culture and Community	Human resource focus, Mission driven Results focus, Productivity, Data driven Customer focus, Service effectiveness Strategic focus, Market driven Process focus, Improvement driven Council focus, Leadership execution Community/University Collaboration Leadership Direction, Issues framing							
		City / University Synergy "to expand collaborative opportunities that enrich the university community experience" Society, Culture and Community	Customer Friendly Culture and Employees Metrics and Results Service Capabilities Planning and Strategy Performance Capacity Council Support Organizational Connectivity Communications							
		Governmental Performance "to provide the best services at the lowest possible cost." Internal	Human resource focus, Mission driven Results focus, Productivity, Data driven Customer focus, Service effectiveness Strategic focus, Market driven Process focus, Improvement driven Council focus, Leadership execution Community/University Collaboration Leadership Direction, Issues framing	Boards and Commissions Interviews (10/6)	30			City-ODOT Snow Plow Agreement (12/3)	5	
				Materials Distribution to Council Discussion (10/6)	30					
				Police Facility Project Update (10/6)	5					
subtotal organizational performance 65				subtotal organizational performance 0		subtotal organizational performance 5				

October thru December	Number of Meetings	Year to date
Regular (Business) Meetings	3	9
Special Council Meetings	0	0
Committee Meetings	4	11
Workshop Meetings	0	0
Public Hearings	1	4
Joint Meetings	0	0
	8	24

Activity Focus Areas	Total Hours of Activity Focus	Percent of Activity Focus
Economic Development	5.92	21%
Financial Affairs	9.17	32%
Organizational Performance	2.67	9%
Planning and Community	6.07	21%
Environment and Quality of Life	4.42	16%
TOTAL	28.2	

