




# CITY OF KENT, OHIO

---

## DEPARTMENT OF COMMUNITY DEVELOPMENT

DATE: February 22, 2023

TO: Dave Ruller, City Manager

FROM: Bridget Susel, Community Development Director 

RE: DRAFT Climate Action Plan Presentation

---

KERAMIDA, the consulting firm selected to develop the City's Climate Action Plan (CAP), is finalizing its draft of the CAP and will be submitting it in the coming days for City review. The Climate Action Plan identifies possible mitigation initiatives that can assist the City with reducing the community's greenhouse gas emissions (GHG), which were identified in the City's GHG inventory approved by Council in December 2021.

KERAMIDA is expected to submit the completed draft of the CAP in the coming days and I will forward it as soon as I receive it so it can be shared with Council and the public. The draft CAP presents various initiatives that can be utilized to reduce emissions in five broader strategy areas, which includes:

1. Stationary Energy
2. Transportation
3. Waste
4. Agriculture, Forestry, and Other Land Use (AFOLU)
5. Education and Outreach

I am respectfully requesting time at the March 1, 2023 Council Committee meeting for a presentation by Nick McCreary, Senior Sustainability Manager with KERAMIDA, on the draft Climate Action Plan. The presentation on the CAP will not require Council action in March so that Council and the public are provided adequate time to review the draft more thoroughly.

Additional committee discussion and legislative consideration will be scheduled for April so staff can answer any questions Council or the public may have after completing their review of the draft.

If you need any additional information in order to add this item to the agenda, please let me know. Thank you.

Cc: Hope Jones, Law Director  
Amy Wilkens, Clerk of Council  
Patti Long, Assistant to the City Manager



# LAW MEMORANDUM

**To:** David Ruller, City Manager  
**From:** Hope Jones, Law Director  
**Date:** March 1, 2023  
**Item:** 1.1. - Codified Ordinance Book Replacement Pages (Hope Jones)

---

**Summary:**

Mr. Ruller,

I am requesting Committee time on March 1, 2023 to discuss the yearly update to the Codified Ordinances. The replacement pages have been delivered by our publisher but need a Council vote to become law.

Hope

**Prepared by:** Amy Wilkens, Clerk of Council

**Attachments:** None



# CITY OF KENT, OHIO

## DEPARTMENT OF COMMUNITY DEVELOPMENT

**Date:** February 22, 2023

**To:** Dave Ruller, City Manager

**From:** Kathy Petsko, Grants & Neighborhood Programs Coordinator

**Cc:** Bridget Susel, Community Development Director  
Amy Wilkens, Clerk of Council  
Patti Long, Assistant to the City Manager  
PY2023 CDBG Action Plan File

**Re:** PY2023 CDBG Project & Funding Recommendations

The City is preparing its funding request for the PY2023 Community Development Block Grant Program (CDBG). The funding request is submitted to the U.S. Department of Housing and Urban Development (HUD) on an annual basis and must include a list of proposed programs that will be implemented with CDBG funding during the program year. The City has not received notice yet from HUD on its PY2023 allocation, so the following funding recommendations are based on the CDBG funding level the City received for PY2022, which was \$306,220.

A total of seven (7) project proposals were received this year and the proposed level of CDBG funding assistance allocated to projects is \$281,000. In addition to this amount assigned for project funding, the Community Development Department will allocate \$19,000 in support of fair housing services and \$6,220 for eligible administrative costs, bringing the total to \$306,220. Based on a review of the proposals and in consideration of all applicable CDBG regulatory requirements, staff is recommending Council approval of the below projects and amounts at its May meeting. Formal approval in May allows time for a public comment period and a second public hearing to take place prior to authorization.

<b>1. City of Kent, Engineering Department – Walnut Street Reconstruction</b>
---

This activity provides funding to assist with the design and full depth reconstruction of Walnut Street from Harris Street to Dodge Street. The work involves new sidewalks, concrete curbs and gutter, catch basins and storm sewers to improve drainage along the roadway. This is a multi-year project and construction is scheduled for 2023 (Phase 2 – Harris to Dodge).

Funding Requested: \$160,000	<b>PY 2023 Funding Recommended: \$177,300</b>
PY2022 CDBG Funding: \$160,000 (Phase II)	



**2. City of Kent, Police Department – Neighborhood Policing Program**

The Neighborhood Policing Program provides additional patrols and police visibility primarily in low-to-moderate income neighborhoods and housing complexes. The program has a goal of improving communication, trust and understanding between residents and the Police Department. Funding for this activity is counted toward the Public Service 15% funding limitation.

Funding Requested: \$24,000

**PY 2023 Funding Recommended: \$18,000**

PY2022 CDBG Funding: \$18,000

**3. CAC of Portage County – Furnace Inspection/Targeted Replacement Program**

The applicant is requesting funding from the CDBG program to continue its “Kent Furnace Inspection/Targeted Replacement Program” that provides the services of furnace inspections, tune-ups, or the replacement of failing or inefficient furnaces and/or hot water tanks for owner-occupied low-to-moderate income Kent households.

Funding Requested: \$35,000

**PY 2023 Funding Recommended: \$35,000**

PY2022 CDBG Funding: \$35,000

**4. Family & Community Services – Homeless Shelter Services**

The Homeless Shelter Services program provides services at Miller Community House, which is an emergency homeless shelter. Funding helps pay for shelter nights spent by Kent residents including needed case management, counseling and housing placement. Funding for this activity is counted toward the Public Service 15% funding limitation.

Funding Requested: \$15,000

**PY 2023 Funding Recommended: \$15,000**

PY2022 CDBG Funding: \$15,000

**5. Coleman Health Services – Anna Street Apartments**

Coleman Health Services (formerly known as Coleman Professional Services) is requesting CDBG funds to make handicapped accessibility improvements to the parking lot and sidewalk at Coleman’s Anna Street Apartments, a permanent supportive housing facility for individuals with disabilities. The buckling pavement and sidewalk are creating accessibility issues for residents with physical disabilities. The requested CDBG funds would allow Coleman to have the asphalt parking lot repaired and the concrete sidewalks replaced.

Funding Requested: \$17,300

**PY 2023 Funding Recommended: \$30,000**

PY2022 CDBG Funding: \$9,000

**6. Ohio Small Business Development Center – Small Business Counseling**

Funds will be used to provide one-to-one business counseling, as well as business workshops/training, for low- to moderate-income residents of the City of Kent.

Funding Requested: \$5,000  
PY2022 CDBG Funding: \$5,000

**PY 2023 Funding Recommended: \$5,000**

**7. Habitat for Humanity of Portage County – Aging in Place**

Funds will be used to provide critical home repairs to low-to-moderate income homeowners within the City of Kent. Repairs will include accessibility modifications/retrofits and emergency home repairs that cannot be addressed through the City’s other rehabilitation programs.

Funding Requested: \$25,000  
PY2022 CDBG Funding: \$0

**PY 2023 Funding Recommended: \$15,000**

**8. City of Kent, Community Development – Administration**

These funds are used to cover grant administration costs such as the cost of staff, supplies, advertising, postage, copying, travel costs for trainings, and other related costs. Funding for this activity is counted toward the Planning and Administration 20% funding limitation.

Funding Requested: N/A  
PY2022 CDBG Funding: \$6,766

**PY 2023 Funding Recommended: \$6,920**

**9. Fair Housing Consultant– Fair Housing Services**

These funds will be used to cover the cost associated with the provision of fair housing service. The consultant will provide counseling in the areas of housing discrimination and landlord-tenant issues. They’ll investigate fair housing complaints and provide a variety of public education and outreach services in the City. Funding for this activity is counted toward the Planning and Administration 20% funding limitation.

Funding Requested: \$19,000  
PY2022 CDBG Funding: \$19,000

**PY 2023 Funding Recommended: \$19,000**

A spreadsheet summarizing the requested and recommended funding amounts has been attached for review. Copies of all submitted PY2023 CDBG proposals also are available for review at the Community Development Department.

**PY2023 CDBG Allocation (8-1-23 to 7-31-24). HUD Estimated Allocation**

Applicant	Project	CDBG Request	2023 Funding Recommended	Funds Awarded in PY2022
Coleman Health Services	Anna Street Apartments	\$17,300	\$23,000	\$90,000
CAC	Targeted Furnace Replacement	\$35,000	\$35,000	\$35,000
Engineering Department	Walnut St. Phase II	\$160,000	\$170,000	\$160,000
Habitat for Humanity	Neighborhood Revital./Aging in Place	\$25,000	\$15,000	\$0
F&CS	Homeless Shelter Services	\$15,000	\$15,000	\$15,000
Kent Police Department	Neighborhood Policing	\$24,000	\$18,000	\$18,000
Ohio Small Business Dev. Center	Small Business Counseling	\$5,000	\$5,000	\$5,000
Administration	Administration		\$6,220	\$6,720
Fair Hsg Contact Serv.	Fair Housing		\$19,000	\$19,000
<b>TOTAL</b>		<b>\$281,300</b>	<b>\$306,220</b>	
<b>2023 Allocation (estimated):</b>		<b>\$306,220</b>		
Public Service Cap (15%):		\$45,933	\$38,000	\$38,000
Administration Cap (20%):		\$61,244	\$25,220	\$25,720



# 2022

# Annual Report

## **Mission**

Improving Kent City communities by promoting health, preventing disease, and connecting people to public health services.

## **Vision**

Empowered people. Safer environments. Healthier communities.

## **Core Values**

Health Equity, Community, Integrity, Collaboration, Education



# Members of the Board

Emily Mattern- President	Term Expires 12/31/2022
Louise Frederick- Vice President	Term Expires 12/31/2025
Pamela Ferguson	Served Until 12/31/2022
Dr. Evan Howe will serve out the term that expires 12/31/2023	
Michelle Frederick	Term Expires 12/31/2026
Melissa Zullo	Term Expires 12/31/2027
Jack Amrhein	Council Appointment
Joan C. Seidel RN	Health Commissioner

Medical Director- Dr. Angela DeJulius, MD

## Kent City Health Department

Kent Central Gateway Bldg. SW Entrance

2<sup>nd</sup> Floor (Elevator Accessible)

201-G E. Erie St.

Kent, Ohio 44240

330-678-8109

Open Monday-Friday 8am-4pm (Closed Most Holidays)



<http://www.kentohio.org/153/health>



<https://www.facebook.com/KentCityHealthDepartment/>

2022 Annual Report Table of Contents	
Commissioner Message	3
Overview	4
Communicable Disease	5
Immunization	6
Vital Statistics	6
Mosquito Program	7
Rabies Investigation	8
Food Safety	8-9
School Inspection	10
Multiple Use Housing	10
Solid Waste	11
Swimming Pools & Spas	12
Tattoo and Body Piercing	12
Tobacco Control	13
Smoke-Free Workplace	14
HEAL Grant	15



## From the Health Commissioner

Another year of possibility stretches out before us, and we are eager to expand our work in 2023. The Kent City Health Department continues to plan, prepare, and respond to the needs impacting our city, region, state, and nation. We proceed with goal attainment by first looking at what we did and did not accomplish. 2022 was a year where we did not achieve everything we hoped, but we did accomplish some very important work. The very first accomplishment was the national recognition from the Public Health Accreditation Board that we met their performance founded, evidence focused, and stringent standards and were officially accredited! Some doubted we could achieve this coveted status, especially through a pandemic, and being a small health department. We were thrilled that what we knew we worthy and capable of came to fruition. Our celebration was a proud moment highlighting all we accomplished during very challenging times along with the staunch support of our Board members whose vision set the tone for success. Maintaining the excellence accreditation represents drives us forward.



We strive to not only meet but excel in the ten essential services of Public Health. As a department there are certain state and national directives, we must follow for program content. For these we endeavor to be as consistent as possible. For programing where we have latitude, we are seeking the input of Kent City residents. For example, in our medical program, we launched a campaign in 2022 “Kent City Health Department Working 4 U!” The three limbs include, Listening, Connecting, and Serving. We will proceed with additional listening sessions in 2023 as we start to formulate activities rooted in what residents’ share would help them achieve optimal health. Health Equity is a strong consideration for how we look at every program we have and work to put in place. Our Community Health Equity Task Force anticipates working closely with the newly created position in the City of Kent for Community outreach (formal title not yet published).

Through the generous and foresighted members of City Council, we contributed resources as well as our time and expertise to the Portage County Community Health Assessment in 2022. We now look forward to integrating our programs to align with the goals and strategies of the Community Health Improvement Plan in 2023. While there are many needs, the highest priorities are chosen to work on first. These three priority areas are Chronic Disease, Mental Health and Addiction, and Family, Pregnancy, Infant, and Child Health. Our three priority areas parallel the State Improvement Plan and so together many individuals and agencies will act to improve situations locally that will funnel up through the State of Ohio. We are well on our way with grants supporting Healthy Eating and Active Living, Injury Prevention (Falls reduction), and Tobacco Use Reduction. We were very grateful that Kent City Council supported our Tobacco Retail License (TRL) ordinance. This made Kent the 14<sup>th</sup> city in the State to adopt a policy that will first educate retailers and then verify compliance of not selling any tobacco product to underage people. There is a stepwise consequence of fines up to revoking the license to sell any products if persistent sales to minors are documented.

Innovation and early adoption of common-sense approaches to public health concerns is getting to be a hallmark for us as we work together with valued partners. I look forward to all the opportunities 2023 has to offer, but I also hope that the importance of community well-being is evident in all we accomplished in 2022.

*Jean C. Seidel*

# Overview of Operations

The Kent City Health Department (KCHD) provides public health-related services to citizens within the city limits of Kent, Ohio. These services include:

- Monitoring Communicable Diseases
- Providing COVID-19 & FLU vaccines, case investigations, and distributing at home test kits
- Annual Licensing and Inspection of Restaurants, Vending Machines, Public Swimming Pools and Spas, Tattoo and Body Piercing Establishments, Sanitation Vehicles, Schools, Multiple-Use Housing Properties
- Administering the City's Mosquito Control Program
- Investigating Animal Bites for Rabies Exposure
- Investigating Nuisance Complaints
- Assisting Indigent Residents
- Operating an Academic Health Department with Kent State University
- Conducting Community Health Assessments and Community Health Improvement Strategies



## Strategic Plan

The [Strategic Plan](#) is a living document that is designed to establish realistic goals and objectives for the department that are consistent with the vision, mission, and core values of the Kent City Health Department.

## Community Health Assessment (CHA)

The Kent City Health Department has worked alongside Portage County Health District and the Conduent to compile survey data from Portage County residents along with health information from the state health department and local organizations for the [Community Health Assessment](#). The Health Commissioner sits on the CHA steering committee and provides input on plans for updating this data.

## Community Health Improvement Plan (CHIP)

Based on the results of the Community Health Assessment, the Kent City Health Department and Portage County Health District as well as several other organizations work together on the creation and implementation of a CHIP to address gaps and barriers in health. The [Community Health Improvement Plan](#) is a critical component for the development of policies, programs, and health promotion efforts to ultimately achieve positive health outcomes.

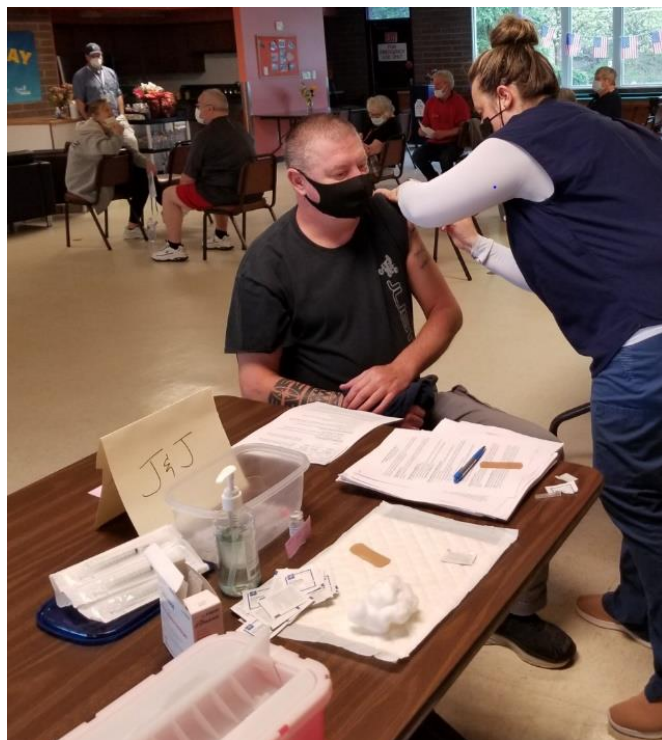


# Communicable Disease

The Kent City Health Department works in conjunction with the [Centers for Disease Control and Prevention](#) and the [Ohio Department of Health](#) to prevent the spread of communicable diseases. Communicable Disease is defined as a disease which may be transmitted directly or indirectly from one individual to another and are required by law to be reported to local Health Departments for the purposes of statistics, treatment follow-up, and prevention of community epidemics. The Kent City Health Department contracts with Carroll County Health District for epidemiology assistance.

## Kent City Annual Reportable Conditions for 2022

The reportable conditions in the Ohio Disease Reporting System (ODRS) that were reported to the Kent City Jurisdiction between January 1, 2022 to December 31, 2022 are provided in the table below. These numbers include confirmed, probable, and suspected cases. Cases that were deemed “not a case” were removed. The top 3 communicable diseases for the city of Kent remain, COVID-19, Chlamydia, and Gonococcal Infections. Thankfully there were fewer COVID-19 cases, but the Omicron and other variants consistently provided cases throughout 2022. There were several outbreaks related to vulnerable populations of age and athletic teams. The decrease in COVID cases can be attributed to increased immunity either through wild virus or via effective immunization. There was also an increase in home testing which relied on individuals to self-report. Compared to 2021 Gonococcal and Chlamydia infections remained stable, although higher than we would like and concerning for underreporting of these infections since individuals can be asymptomatic. Although not in the top 3, it is concerning that Syphilis cases grew from 2021 to 2022. A disease once thought to be very limited and well controlled is showing up more often in Kent as well as the State and the Nation.



## Communicable Disease 2022 Annual Summary

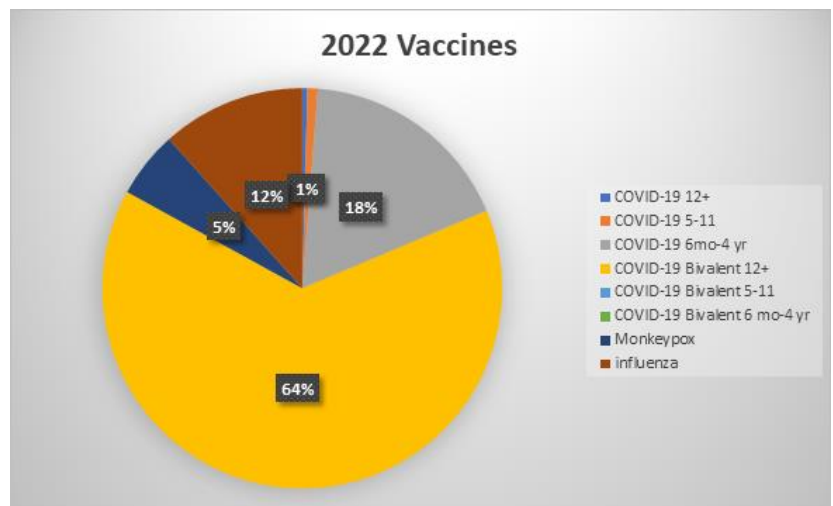

Communicable Diseases	Total
COVID-19	2824
Campylobacteriosis	*
Chlamydia infection	207
CP-CRE	*
E. coli, Shiga Toxin-Producing (O157:H7, Not O157, Unknown Serotype)	*
Haemophilus influenzae (invasive disease)	*
Hepatitis B (including delta) - chronic	*
Hepatitis C - chronic	11
Hepatitis E	*
Gonococcal infection	55
Influenza - ODH Lab Results	*
Influenza-associated hospitalization	*
Legionellosis	*
Lyme Disease	*
Monkeypox	*
Salmonellosis	*
Streptococcal - Group A -invasive	*
Streptococcus pneumoniae - invasive antibiotic resistance unknown or non-resistant	*
Syphilis - unknown duration or late	*
Varicella	*
<b>Total</b>	
* number less than 10 omitted due to privacy concerns	



# Immunization

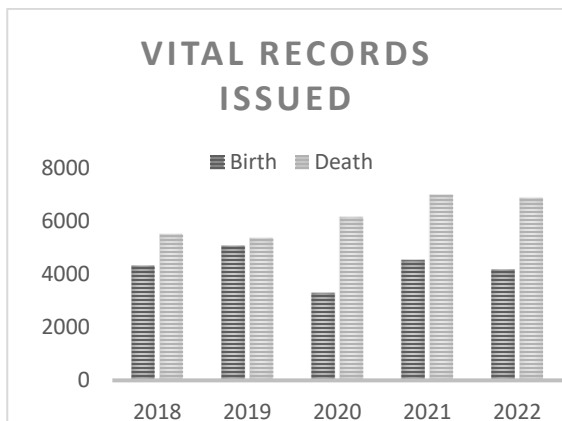
Vaccines continue to be a safe and effective means to prevent certain communicable diseases. While no vaccine is 100% effective, vaccination has been shown to decrease spread, reduce complications and death. Immunization clinics were held in-house by the Kent City Health Department where COVID and Influenza vaccines were offered several times throughout 2022. The COVID-19 Bivalent vaccine was also administered as well as the Monkeypox vaccine. At home visits, and mobile & drive-through clinics were held at scheduled locations in the city of Kent.

- A total of **703** immunizations were given at the Kent City Health Department in 2022 compared to 854 in 2021.
- This is an 18% decrease over 2021.
- There was a decrease in the 12+ due to decrease interest in boosters after receiving the primary series and fewer adults needing the primary series
- Increase in all other categories due to availability of vaccines to those age groups



# Vital Statistics

Filed Ohio birth & death records for all of Portage County dating from 1909 – present can be obtained at the Kent City Health Department. A total of **4160** certified birth certificates were issued during 2022. That is a decrease of 8% from those issued in 2021, possibly due to the **REAL ID Act** full enforcement being extended to 2025. There were **6851** certified death certificates issued throughout the year, a decrease of 2% of the certificates issued compared to 2021. From the total records issued during 2022, **2038** birth certificates and **1128** death certificates are from 2022 paid online orders processed through Permittium VitalDirector. Online ordering is easy to use and is available 24 hours per day, out of convenience more requestors are now using this method.



<https://oh-kent.civicplus.com/218/Vital-Record>





# Mosquito Control Program

## Program Goals

1. To educate the public on practices that will reduce the number of mosquito breeding sites and methods to use to reduce feeding activities of mosquitoes.
2. To monitor mosquito populations in the city of Kent in order to determine problem areas where control measures are needed.
3. To reduce the number of disease-carrying and pest mosquitoes in an environmentally responsible manner.

## Education and Community Outreach

Kent City Health Department provides information on matters such as mosquito repellents, vector-borne disease, proper practices to reduce mosquito breeding and control methods used. In 2022, KCHD responded to 5 mosquito related service requests compared the 2 that were received in 2021 and 8 in 2020.

## Surveillance

Surveillance is routine monitoring of mosquito populations throughout the community by regularly inspecting known breeding locations and monitoring adult female populations using special traps. The male mosquito does not bite and is therefore harmless to animals, including humans. The real “danger” comes into play as the female mosquitoes will extract blood from several warm-blooded sources which often carry diseases that are passed on with every subsequent bite. Weekly mosquito counts at each trapping location are compared previous years data in order to delineate problem areas and determine where control efforts should be concentrated. Within the city of Kent, **486** (677 in 2021; 400 in 2020) mosquito traps were set in 2022, yielding **29,869** (48,994 in 2021; 29,238 in 2020) female mosquitoes. **589** (pools of 50) (898 in 2021, 746 in 2020) of Culex species were sent to the Ohio Department of Health Lab for West Nile Virus (WNV) testing. 5 mosquito samples (pools of 50 female mosquitoes) tested positive for WNV. In 2021, 23 mosquito samples test positive for WNV. In 2020, 2 mosquito samples tested positive for WNV. Due to resource restraints caused pandemic response, ODH lab limited on testing for WNV. This does not mean there was less of a WNV risk in the Kent community as it may only take one bite from an infected mosquito to transmit a disease. Any positive sample is a concern as it indicates the disease is present in the community.

## Larva Control

Mosquito control is most effective in the larval stages since they are concentrated in a smaller area and cannot fly away. Larval control is achieved through source reduction (elimination of standing water) and using safe, effective chemical control methods that minimize their impact on the environment. In 2022, over **388** mosquito breeding sites were inspected and abated. In 2021, over **595** (612 in 2010) mosquito breeding sites were abated. This drop maybe connected to staffing issues with seasonal employees and drier conditions throughout the mosquito breeding season.

## Adult Control

Spraying adult mosquitoes is occasionally necessary to reduce the risk to public health when mosquito populations increase or when mosquito-borne diseases are detected in the area. This program reduces the number of disease carrying and pest mosquitoes by the spraying of residential areas with ultra-low-volume (ULV) mist spray equipment. 4 total ULV spray applications were performed in the city of Kent in 2022 and 10 barrier applications (backpack sprays). During 2022, 162 miles were driven to abate approximately **6,533** of residential areas with ultra-low-volume (ULV) mist spray equipment.



In 2022, the program faced staffing challenges along with surveillance trap/battery maintenance issues which led to less traps being set. Less traps and a drier summer reduced the number of samples. Some measures were lower in 2020 due to the limitations the pandemic presented. Though 2021 was still a pandemic season, the program was able to operate back to pre-pandemic capacities. The constraints from the pandemic response reduced the number of positive pools (in 2020) as ODH was not able to test for WNV and only a few of the pools submitted were tested by the CDC. Ohio Environmental Protection

<b>Performance Measures</b>					
Measure	2018	2018	2020	2021	2022
<b>Adult Mosquito Surveillance Program</b>					
Traps Set	221	341	400	677	486
Counts reported	26,467	36,250	29,238	48,994	29,869
Number of Pools	566	730	746	898	589
Positive WNV Pools	55	18	2	23	5
<b>Larval Control Program</b>					
Breeding Sites Abated	520	572	612	595	388
Service Requests	8	10	8	12	5
<b>Adult Control Program</b>					
ULV Abatement Events	8	12	4	12	14

## Agency Mosquito Control Grant Program

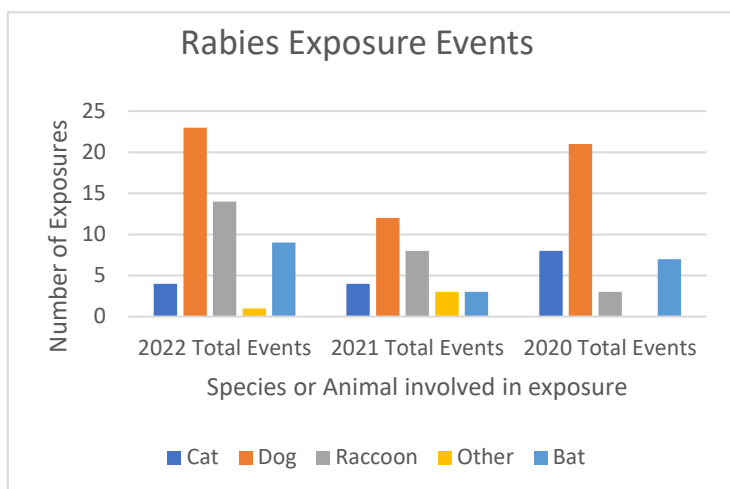
The Ohio Environmental Protection Agency’s (Ohio EPA) Mosquito Control Grant (MCG) Program is a collaborative effort between Ohio EPA and the Ohio Department of Health (ODH). The MCG Program was developed to make funding available to entities responsible for implementing mosquito control measures in support of Ohio’s efforts to reduce the potential for an outbreak of mosquito-borne diseases such as Zika, West Nile, and La Cross Encephalitis. The MCG Program makes grant monies available to any agency of the state if that agency can demonstrate collaboration and obtain sponsorship from its LHD. The KCHD was able to demonstrate collaborations with ODH and was fortunate to received 25k in grant funding to support the 2022 mosquito season. With this money, 10K was spent employing 2 Kent State Students (2 Public Health undergrad concentrations) for 15 weeks. 9k was spent purchasing a new adult control chemical that is water based and less toxic. 3k was spent purchasing larva control chemicals. 2k was spent purchasing Community Outreach items to pass out at special events. 1k was spent to improve surveillance equipment and storage capacities.



# Rabies Investigation

Per Ohio Revised Code, animal bite incidents should be reported within 24 hours to a health commissioner of the local health jurisdiction for investigation to assist in protecting the public from possible rabies exposures. All reports of animal bites or exposures occurring in the city of Kent are investigated. The Kent City Health Department follows up on exposures to prevent possible rabies outbreaks.

Exposure events increased in 2022 for Dogs, Raccoons and Bats. Dogs exposures are similar to previous years, the reason for a lower number in 2021 is unknown. Bat exposures may have increased due to the elimination of the vacant buildings in the area and increased conservation efforts. Raccoon exposure events have increased due to the increased demand for USDA samples.



RABIES EXPOSURE EVENTS IN KENT					
Species or Animals	Bites	Non-Bites	2022 Total Events	2021 Total Events	2020 Total Events
Cat	3	1	4	4	8
Dog	23	0	23	12	21
Raccoon	0	14	14	8	3
Other	0	1	1	3	0
Bat	0	9	9	3	7
<b>Totals</b>	26	25	51	30	39

Kent City Health Department provided 15 of the 97 non-exposure (roadkill or found dead) samples tested from Portage County to the USDA Wildlife Services Enhanced Surveillance program. USDA Wildlife Services collected and tested 628 samples in 2022. There were 4 raccoon rabies positives, all of which have been found in Mahoning County. No rabies related variants were found in Kent.

# Food Safety Program

The mission of the Kent City Health Department Food Safety Program is to protect and improve the health of consumers by assuring foods are safe and are not adulterated, misbranded, or falsely advertised. The Food Safety Program is responsible for licensing and inspecting retail food businesses. These include grocery stores, restaurants, bars, delis, convenience stores, vending machines, food carts, and all food sold at events and festivals. The inspections are a service provided for the public to ensure the safety of Kent food supply for all people who visit or live in the city. Results of these inspections can be found at: [https://www.healthspace.com/clients/ohio/kent/kent\\_web\\_live.nsf](https://www.healthspace.com/clients/ohio/kent/kent_web_live.nsf)

Food inspectors focus on the top five risk factors that most often are responsible for foodborne illness outbreaks which are:

1. Improper hot/cold holding temperatures of potentially hazardous food
2. Improper cooking temperatures of food
3. Dirty and/or contaminated utensils and equipment
4. Poor employee health and hygiene
5. Food from unsafe sources

When food is being prepared by either the public in their home, or by a food facility operator, the presence of one or more of these risk factors dramatically increases the risk of a foodborne illness outbreak. If one of these risk factors is observed in a retail food facility, it constitutes a major violation and must be immediately corrected. Often the correction involves the destruction of food products to minimize the risk of foodborne illness to the public. Kent City Health Department focuses on these risk factors and other risk-based issues when completing inspections.

## Food Safety Overview in the city of Kent during 2022

- ❖ Food Service Operations (FSO) total: **143**
- ❖ Mobile Food Service Operations total: **15**
- ❖ Retail Food Establishments (RFE) total: **47**
- ❖ Vending Operations total: **8**

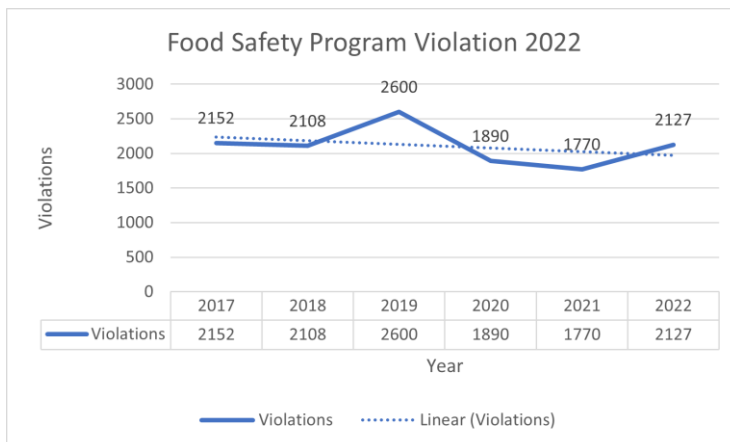
<b>Food Safety Performance Measures</b>					
Measure	2018	2019	2020	2021	2022
<b>Licenses Issued</b>					
<b>FSO</b>	140	140	137	146	143
<b>RFE</b>	44	45	42	47	42
<b>Mobile FSO/RFE</b>	7	11	7	12	15
<b>Vending</b>	23	22	23	12	8

A drop in vending machine licenses is related to KSU vending locations being managed by a new company that has removed all cold food storage locations, resulting in less licenses. Another location converted to a Micro Market. Drop in overall licenses issued may be due to less turnover of new operators.

- **518 inspections conducted:**
  - 237** standard
  - 130** standard/critical control point
  - 9** standard/process review
  - 48** follow-up
  - 33** pre-licensing
  - 30** complaints
  - 31** consultations
- **2127 violations documented:**
  - 498** critical violations- Most cited:
  - 62** date marking issues/3717-1-3.4(G)
  - 22** clean food contact surfaces/3717-1-4.5(A)(1)
  - 56** ODH Managers Certification in Food Protection
- **36 complaints received**
- **Special events attended:**
  - 13** temporary facilities licensed/inspected

<b>Food Safety Performance Measures</b>					
Measure	2018	2019	2020	2021	2022
<b>Food Inspections</b>					
<b>Inspection Count</b>	543	716	525	493	518
<b>Violations</b>	2108	2600	1890	1770	2127
<b>Critical Violations</b>	535	492	417	326	498
<b>Complaints</b>	30	25	29	44	36

The Food Safety program has been working on a Quality Improvement project for enforcement action on delinquent Food Operators. The goal of the project was to increase compliance with the Ohio Food Code through education then enforcement. As a result, more inspections were completed which increased the total number of violations cited. Improper date marking violations continues to lead critical violation issued. This could be connected to the increase in violations regarding a lack of a ODH Certified Managers present at the facility. Decreased complaints rendered could be attributed to guests not finding concerns with sanitation when dining out.



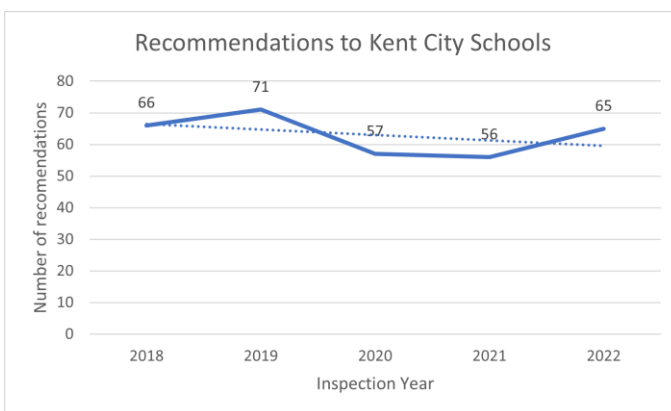
# School Inspection

The Kent City Health Department inspects public and private schools for environmental health and safety concerns. The school inspection program works to improve the health and safety of Kent schools through non-regulatory means. Poor environmental conditions can prevent academic progress by making it harder for students to concentrate, causing or exacerbating illness in students and staff, increasing absences and lost workdays, and diverting school funds to pay for costly repair and remediation projects. **In 2022, the Kent City Health Department completed 7 school inspections and 1 complaint inspection and made 65 recommendations.**

George Joseph, the Superintendent at the Kent City School District, sent a plan for school reopening after the pandemic forced schools to close. Kent City Health Department staff did not provide an official approval of the plan. It was reviewed and feedback was provided to the school district. Multiple phone calls from concerned parents were handled throughout the pandemic regarding safety and health of the students.

School Inspection Program - Performance Measures					
Measure	2018	2019	2020	2021	2022
Inspections	9	9	9	8	8
Recommendations	66	71	57	56	65

Recommendations have been trending down as the district is able to follow through on the feedback provided by Kent City Health Department. Slight increase in 2022 due to roof issues caused when new air conditioning units were installed.



# Multiple-Use Housing Program

The Kent City Health Department annually inspects each of the licensed multiple-use rental properties within the city limits to help protect tenants from unsafe living conditions by enforcing the maintenance standards outlined in the Environmental Health and Housing Maintenance Code. Common violations include missing smoke alarms, missing carbon monoxide alarms, missing fire extinguishers, improper means of egress, solid waste violations, pest infestation, inadequate handrails, improper ventilation, plumbing and electrical problems. Owners that fail to meet the minimum standards outlined in the housing code are required to make timely repairs to bring the properties into compliance. There are a large number of residents that live in rental properties in the city of Kent and the code was originated to improve the environmental health, safety, and sanitation levels of these rental properties.



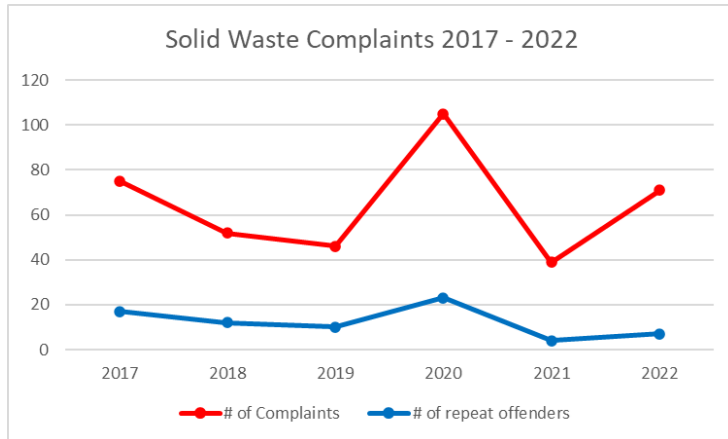
Year	Number of Properties	Number of Bedrooms	Number of Inspections
2018	309	10,763	557
2019	316	11,120	505
2020	316	11,144	383
2021	318	11,146	417
2022	319	11,151	424

Statistical data shows the number of re-inspections decreased significantly throughout the COVID pandemic despite a small increase in properties over the last few years. A return to 'normalcy' should result in additional re-inspections throughout 2023.

# Solid Waste Program

The Kent City Health Department enforces the local solid waste ordinance adopted by Kent City Council. Properties in violation of the solid waste ordinance 521.08 risk potential citations and are given 24 hours to comply or risk additional fines. Solid waste violations may include:

- Excessive trash littering tree lawns, porches, and front yards.
- Discarded trash and furniture that remain along the tree lawn for multiple days before removal.
- Empty solid waste containers sit along the tree lawn for multiple days after pickup.
- Improper storage containers used to store solid waste.



<u>Year</u>	<u>Complaints</u>	<u>Citations</u>
2018	49	17
2019	61	34
2020	111	73
2021	46	35
2022	71	31

2022 saw a significant increase in solid waste complaints while the number of repeat offenders had only increased slightly and decreased when put into the context of historic complaint data. A potential reason for the increase in number of complaints includes the return of most of the off-campus student population after the Covid 19 Pandemic and the resulting gap in familiarity regarding the City of Kent Solid Waste Ordinance.

## Solid Waste Haulers

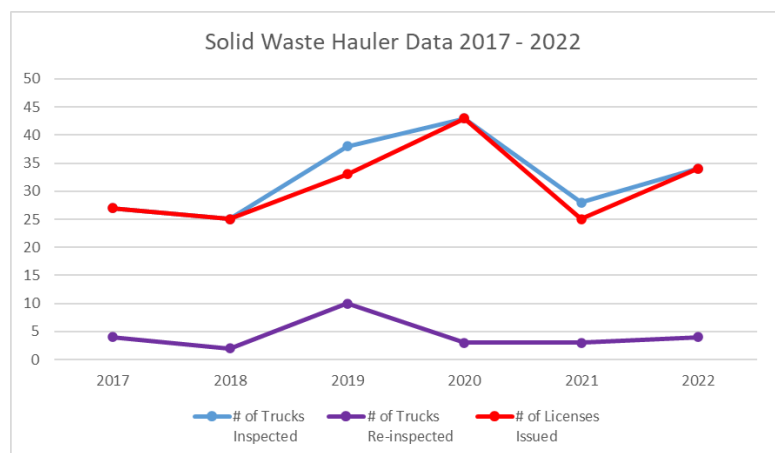
Annual inspections of all solid waste haulers are conducted to ensure that they are not creating a danger to the public's health or the environment. These vehicles are regulated through the codified ordinances of Kent.

## Cart Setout Instructions

Set carts on the street next to the curb and away from vehicles. Place carts out by 6 am on your collection day.

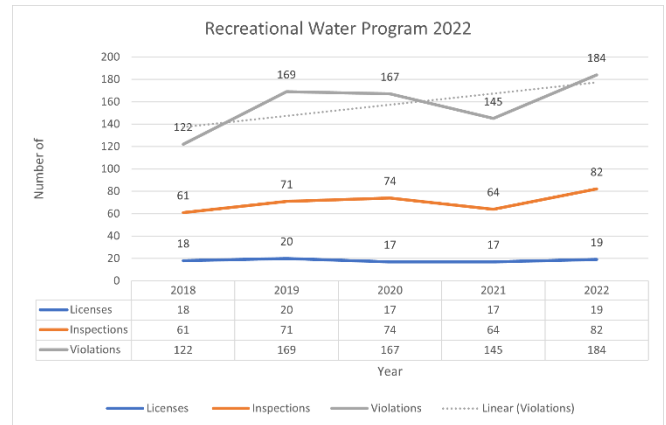


During 2022 the Kent City Health Department inspected **34** solid waste trucks; of those, **4** underwent a required re- inspection. A total of **34** solid waste haulers were licensed in 2022.



# Recreational Water Program

Public swimming pools, spas and special use pools are regulated under the authority of Chapter 3749 of the Ohio Revised Code (ORC) and Chapter 3701-31 of the Ohio Administrative Code (OAC). The public swimming pool rules were created to establish minimum standards, applicable throughout Ohio, for the design, installation, operation, and maintenance of these facilities in order to protect the bathing public from injury, minimize the potential for disease transmission, and provide a safe and healthy aquatic recreational environment. These rules do not pertain to private residential pools. Swimming pools can be the source of many diseases, such as Giardia, Cryptosporidium, and E. coli and injuries such as slips, falls, and accidental entrapment. The purpose of the Kent City Health Department Recreational Water inspection program is to assure that all public swimming pools and spas are maintained in a safe and healthful condition.



**In 2022, the Kent City Health Department issued a total of 19 (17 facilities) Swimming Pool and Spa licenses in the city of Kent. There was a total of 82 (35 Standard, 20 Inventory, 26 Follow-up, 1 Consultation, 0 Complaint) inspections of the licensed facilities with 184 violations cited.**

Recreational Water Program -Performance Measures					
Measure	2018	2019	2020	2021	2022
Licenses Issued	18	20	17	17	19
Inspections	61	71	74	64	82
Violations	122	169	167	145	184

A pool operator holding 2 licenses change ownership mid-season which required 2 new licenses to be issued. Kent City still only has 17 pool/spa facilities. Multiple pools required follow-up inspections to ensure compliance with the Ohio Pool Rules. These follow-ups increased the total of inspections and repeat violations issued. The current state of the country's economy may be limiting property owners to make repairs. One pool renovated without building permits or ODH approval.

# Tattoo & Body Piercing

## Body Art Establishments

The Kent City Health Department provides sanitation and safety standards for the regulation of body art establishments, conducting plan reviews and licensing of the facility that provides tattoos, Permanent cosmetics, and body piercings. Body art in Ohio is regulated under the authority of Chapter 3730.01 of the Ohio Revised Code (ORC) and Chapter 3701-9 of the Ohio Administrative Code (OAC). Prevention of injury and disease is the goal of inspection program. Possible health risk complications of body art include:



HIV/AIDS, Hepatitis B, Hepatitis C, bacterial and/or viral infections of the skin or other parts of the body, mild to fatal allergic reactions, toxicity of heavy metals and pigments associated with dyes. Use of unsafe jewelry materials may also contribute to infections.

**In 2022, the Kent City Health Department licensed 6 Body Art Establishments in the city of Kent. During 2022, there were a total of 13 (8 Standard, 3 Pre-licensing, 0 Follow-up, 1 Consultation, 1 Complaint) inspections of the facilities with 5 violations cited. A drop in violations may be due to increase compliance by operators or violations were not observed during standard inspection.**

Body Art Program - Performance Measures						
Measure	2017	2018	2019	2020	2021	2022
Licenses	6	5	6	6	6	6
Inspections	10	10	10	10	12	13
Violations	18	14	17	10	16	5



# Tobacco Control Program

Kent City Health Department receives grant funding from the Ohio Department of Health to work on tobacco control, prevention, and cessation programming. Through this grant the Kent City Health Department helped pass Tobacco 21 in 2018. Since then, the same policy has been instituted at the state and federal levels. Tobacco 21 is an innovative and evidence-based policy to reduce youth smoking/e-cigarette use over the next decade. To ensure this policy does as intended, the health department conducts compliance checks with Kent tobacco vendors and, if necessary, enforcement action is taken with potentially non-compliant vendors. Tobacco 21 has one main goal: to reduce the uptake of youth tobacco/e-cigarette use. By raising the age in which a person can purchase tobacco, it cuts off the ability for products to be sold secondhand to teenagers. Over time, this will reduce the number of people who try these products and become addicted to them. The goals of the Kent City Health Department Tobacco program are:

- Prevent both youth and adults from starting smoking or e-cigarettes through programming.
- Provide educational messaging and advertising regarding tobacco and nicotine use.
- Promote safe quitting methods, such as the Ohio Quit Line 1-800-QUIT NOW, and other cessation tactics.
- Develop policies for businesses, housing complexes, and schools to ensure a smoke-free environment for everyone.



## T21 Compliance Check Data

Date	Total Vendors	Compliant Vendors	Compliant Percentage
Spring 2019	29	21	72%
Fall 2019	25	21	84%
*2020 compliance checks were not conducted due to the COVID pandemic.			
Spring 2021	22	17	77%
Spring 2022	18	10	55%
Average	23.5	17.25	72%

In Spring of 2022 only 18 tobacco compliance checks took place in the City of Kent. The program went through staffing changes and several deliverables for the grants were not completed for the 2021-2022 grant year. Out of the 18 vendors only 10 were compliant, bringing in the compliance rate down to 55% and decreasing the average rate to 72%. The tobacco grant was renewed for the 2022-2023 grant year, and work began in July of 2022. Kent City Council passed Ordinance NO 2022-071, on July 20<sup>th</sup>, 2022. This ordinance is also known as the Tobacco Retail License Ordinance. This ordinance requires all tobacco retailers in the City of Kent to register for a license with the Kent City Health Department and meet certain qualifications. If an establishment continues to fail compliance checks and does not adhere to the standards provided their license can be revoked and they will no longer be able to sell tobacco products in the City of Kent. This practice allows the Kent City Health Department to hold tobacco retailers in the city accountable for properly training their staff, and not selling to underage youth. The licensing fees will allow the program to be self-sustainable. Fees will be used to pay staff for work, retailer training and resources as well as other programming needs.

# Smoke-Free Workplace

Ohio voters approved a smoking ban in November of 2006 which prohibits smoking in public places and places of employment. The ban provides a statewide minimum standard of protection from the health hazards associated with exposure to secondhand smoke. Enforcement of the ban by the Ohio Department of Health became effective May 3, 2007. Kent City Health Department has been designated by the Ohio Department of Health to provide enforcement of the law and rules in the city of Kent.

## VAPING REGULATION BECAME EFFECTIVE OCTOBER 01, 2021.

Vaping is defined as smoking and is prohibited in all places where state law prohibits smoking. Regardless of whether the vape contains nicotine or not, vaping is smoking. Public places and places of employment are required to be smoke and vape free.

If a public place or place of employment is permitting smoking and/or vaping, they will be found in violation of the smoke free law. A store in which greater than 80% of their sales are vape related is considered a Retail Vapor Store (RVS). The law allows a RVS to request exemption each year to permit vaping inside the store. This exemption is to permit vaping inside only, not combustion smoking (including hookah).



Once the rules are passed to support the law RVS retailers will be able to request this exemption, so until rules are passed, there will be no enforcement actions against an RVS that is permitting vaping inside their store. However, violations will be cited for other public places and places of employment for permitting vaping inside since the law is already in effect as of October 2021.

A Retail Tobacco Store (RTS) that has been granted exemption to permit smoking inside their store can permit vaping inside (since vaping is defined as smoking).

<https://odh.ohio.gov/wps/portal/gov/odh/know-our-programs/smoke-free-workplace-program/welcome>

In the city of Kent during 2022, 5 Smoke-Free workplace violations were reported. 5 investigations completed. 3 dismissed (*no violations observed*), and 1 notice of warnings was issued (*from one or more violations observed*). 1 Notice of Violation was issued resulting in a fine. A Notice of Violation Warnings were issued for locations regarding insufficient or no signage posted at required locations, permitting smoking in a prohibited area and ashtrays present.



Measure	2018	2019	2020	2021	2022
Reports	6	15	9	8	5
Investigations	5	12	9	8	5
Notice of Violation	1	4	2	4	2
Fines Issued	0	0	0	0	1
Dismissed by Kent City Health Dept.- <i>No Violation Found</i>	5	11	7	4	3

# Healthy Eating and Active Living (HEAL) Capacity Grant

The Kent City Health Department was awarded the 2022-2023 HEAL Grant from the Ohio Department of Health in September 2022. The grant runs from September 30<sup>th</sup>, 2022, to September 29<sup>th</sup>, 2023. The grant has five deliverables, with each deliverable being worth \$2,000.00 at the time of completion. The grants total available value is \$10,000.00. In 2022 deliverables one and two were completed for a total of \$2,000.00.

The Policy, Systems and Environmental (PSE) Assessment allowed the health department to identify gaps in the city, and where the health department should focus programming, planning and policy efforts. A PSE Assessment is a self-assessment used by local health departments and/or other community organizations to assess current policy, systems, and environmental (PSE) strategies for healthy eating and active living (HEAL) in their communities and use results to inform future work. The Health Department was able to leverage the Health Equity Task Force Meetings to provide updates and gather feedback from the community on the HEAL grant and the PSE Assessment.

## PSE Assessment Community Feedback

Community members were asked via anonymous online survey what 3 active living strategies and 3 healthy eating strategies the health department should focus on. There were 23 responses. The active living strategies were public transit improvements, bike infrastructure and active transportation planning. The healthy eating strategies were to focus on farmer’s markets, community gardens and food banks/ pantries.

1. What top 3 Active Living Strategies should the Kent City Health Department focus community efforts on? (Pick Up To 3)

[More Details](#)

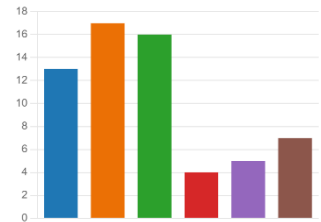
- Active Transportation Planning 12
- Public Transit Improvements 16
- Bike Infrastructure 16
- Worksite Active Commute Supp... 8
- Transportation Policy 2



2. What top 3 Healthy Eating Strategies should the Kent City Health Department focus community efforts on? (Pick Up To 3)

[More Details](#)

- Food Bank/ Pantries 13
- Community Gardens 17
- Farmers' Market 16
- Safe Routes to Healthy Food 4
- Produce Prescription 5
- Food Access Policy and Planning 7



## PSE Assessment Partner Feedback

Community partners were asked via anonymous online survey what 3 active living strategies and 3 healthy eating strategies the health department should focus on. There were 6 responses. The community members identified the 6 major strategies. The active living strategies included bike infrastructure, public transit improvements and active transportation planning. The healthy eating strategies were to focus on farmer’s markets, community gardens and food banks/ pantries.

1. What top 3 Active Living Strategies should the Kent City Health Department focus community efforts on? (Pick Up To 3)

[More Details](#)

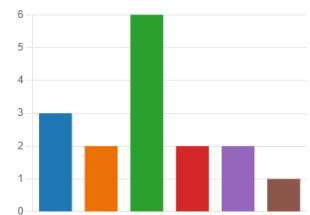
- Active Transportation Planning 3
- Public Transit Improvements 4
- Bike Infrastructure 6
- Worksite Active Commute Supp... 2



2. What top 3 Healthy Eating Strategies should the Kent City Health Department focus community efforts on? (Pick Up To 3)

[More Details](#)

- Food Bank/ Pantries 3
- Community Gardens 2
- Farmers' Market 6
- Safe Routes to Healthy Food 2
- Produce Prescription 2
- Food Access Policy and Planning 1



These responses along with the information gathered from the PSE Assessment has allowed Kent City Health Department to see where there are gaps, needs and desire for change. The six major strategies identified were the same for both the community partner and community member responses. The information gathered will provide focus for future grant, outreach, and education work.



# KENT CITY HEALTH DEPARTMENT

---

414 E. MAIN ST., P.O. BOX 5192, KENT, OHIO 44240 (330) 678-8109 FAX (330) 678-2082

## HEALTH DEPARTMENT VISTA GRANT OPPORTUNITY 2023 & REQUEST FOR APPROPRIATIONS

The Health Department has followed up on its plan to apply for a VISTA Grant. We were notified we were awarded \$159,062.00. This grant will be used to hire individuals to gain experience in local public health. The Grant will cover hourly wage as well as insurance costs and equipment such as computers so they will have the necessary resources.

I respectfully ask for approval to accept this grant and appropriate the money, which will be lump sum to line 001-02-520-201-7390.

Total award not to exceed \$159,062.00.

Thank you for your consideration,

Joan Seidel MA, BSN, RN, FAPIC, CIC  
Health Commissioner



# KENT CITY HEALTH DEPARTMENT

---

414 E. MAIN ST., P.O. BOX 5192, KENT, OHIO 44240 (330) 678-8109 FAX (330) 678-2082

## HEALTH DEPARTMENT ENVIRONMENTAL PROTECTION AGENCY (EPA) GRANT OPPORTUNITY 2023 & REQUEST FOR APPROPRIATIONS

The Health Department has annually participated in the EPA grant for many years. The purpose of the grant is to reduce risk from West Nile Virus and other vector borne diseases through treating larva and adult (female) mosquitos. The opportunity to learn about Public Health is also afforded by this grant in the allowable means to hire interns. This grant is typically awarded in April.

I respectfully ask for approval to accept this grant for 2023 and appropriate the money to following lines:

\$15,000.00 to 001-02-520-201-7420 for equipment and supplies  
\$10,000.00 to 001-02-520-201-7340 for Ryan Staffing

Total award not to exceed \$25,000.00.

Thank you for your consideration,

Joan Seidel MA, BSN, RN, FAPIC, CIC  
Health Commissioner





# CITY MANAGER MEMORANDUM

**To:** Mayor Fiala  
City Council Members

**From:** Staff

**Date:** March 1, 2023

**Item:** 4.1. - Special Events and Road Closures

---

**Summary:** Staff would like to discuss the possibility of the Administration approving road closures for special events.

**Prepared by:** Amy Wilkens, Clerk of Council

**Attachments:** None



# CITY OF KENT, OHIO

## DEPARTMENT OF PUBLIC SERVICE

### MEMO

TO: Dave Ruller, City Manager  
All of Council

FROM: Melanie A. Baker, Service Director

DATE: 2/22/2023

SUBJECT: Trash and Recycling contracts and bidding

I would like to respectfully request time before Council to discuss our current trash and recycling contracts. These contracts expire on July 1, 2023.

I would like to review our current contracts.

#### Trash

- What type of services are offered, current costs and how many residents are registered for each service.
- What other communities are paying and what types of services they have.
- What if any possibilities we have to follow or add on to other contracts.

#### Recycling

- I would like to review what services are offered, current cost and how many residents are registered for service.
- What other communities are paying and what type of recycling is offered by other haulers.

I would like to look at these costs in light of how many services we offer and if there is any cost savings in going more automated.

I am also reviewing these costs in conjunction with all the fees residents pay for other current services offered in Kent. Such as sewer, water, solid waste, etc.

A written review of these items will be supplied at the Council meeting.

This review is for discussion purposes only and I am looking for guidance from you as the City Manager and Council as to what they would like to see occur with the trash and recycling contracts.

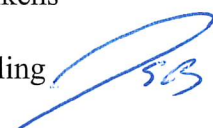
I will need to bid or find an alternative way to address our contracts before July 1, 2023.

I thank you for consideration of this time.

CITY OF KENT  
DEPARTMENT OF PUBLIC SERVICE  
DIVISION OF ENGINEERING

MEMO

TO: Dave Ruller  
Amy Wilkens

FROM: Jim Bowling 

DATE: February 22, 2023

RE: Adopting a Goal of Zero Fatalities and Serious Injuries by 2050 for the City of Kent

Over the past two decades, the City of Kent has moved toward creating a safer transportation network by implementing complete street designs, roadways that encourage slower speeds and by focusing on the more vulnerable users of the road network. This includes an emphasis on increasing the off-street trail network and visibility of bicycle infrastructure. We are recommending that the emphasis on safer, slower, complete streets be enhanced by working with the Ohio Department of Transportation (ODOT) and Akron Metropolitan Area Transportation Study (AMATS) to have collaborative and cohesive planning in order to implement measures to reduce serious injury crashes and fatalities within the City of Kent.

We are recommending that City Council approve a resolution supporting a Vision Zero goal for the City of Kent. Vision Zero is a strategy to eliminate all traffic fatalities and severe injuries, while increasing safe, healthy, and equitable mobility for all. The Vision Zero concept establishes timelines and a commitment to ensure safety for all people as they move about their communities. Kent's Vision Zero goal will be a data driven process using data provided by ODOT and AMATS and supplemented with Kent specific crash data with an emphasis on equity and active transportation options. The goal is to focus our limited transportation resources to reduce severe injury and fatalities on Kent's roadways with a goal of eliminating roadway deaths by 2050. Shown below are the current efforts to achieving zero fatalities being undertaken by ODOT and AMATS.

**Ohio Department of Transportation:**

The federal Fixing America's Surface Transportation (FAST) Act established five mandatory safety performance measures involving traffic fatalities and serious injuries. The FAST Act requires states set targets in these five measures and to demonstrate progress toward reducing traffic fatalities and serious injuries. In response to this requirement, ODOT adopted a Strategic Highway Safety Plan (SHSP) in 2020. The SHSP is "a comprehensive statewide plan that addresses the prevalent causes of roadway deaths and serious injuries in Ohio." The plan states that "Ohio's sole focus in transportation safety is eliminating traffic deaths and injuries." ODOT's plan can be viewed at:

<https://www.transportation.ohio.gov/working/publications/strategic-highway-safety-plan>

**Akron Metropolitan Area Transportation Study:**

In August, 2022 AMATS passed Resolution 2022-16 – Adopting a Goal of Zero Fatalities and Serious Injuries by 2050 for the AMATS Area (attached). The resolution includes a statement that AMATS will develop a Safety Action Plan and Vision Zero goal with equity at its forefront. AMATS is currently developing the Safety Action Plan and is seeking public input, which can be given at the following:

<https://amatsplanning.org/>

C: Melanie Baker  
Jon Giaquinto  
Rhonda Boyd  
Joan Seidel



**AKRON METROPOLITAN AREA TRANSPORTATION STUDY**  
**MEMORANDUM**

**TO:** Policy Committee  
Technical Advisory Committee  
Citizens Involvement Committee

**FROM:** AMATS Staff

**RE:** Resolution 2022-16 – Adopting a Goal of Zero Fatalities and Serious Injuries by 2050 for the AMATS Area

**DATE:** August 4, 2022

Over the past several years AMATS has moved toward creating a safer transportation network by adopting complete streets policies, analyzing sidewalk gaps, and focusing on the more vulnerable users of the network. In addition to these efforts, AMATS has increased the off-street trail network and improved the visibility of bicycle infrastructure. Even with these efforts there is still a need to have a collaborative and cohesive planning in order to reduce crashes and fatalities within the AMATS area.

AMATS is requesting that the AMATS Policy Committee approve a resolution supporting a Vision Zero goal for the greater Akron area. Vision Zero is a strategy to eliminate all traffic fatalities and severe injuries, while increasing safe, healthy, and equitable mobility for all. The Vision Zero concept establishes timelines and a commitment to ensure safety for all people as they move about their communities. AMATS goal for Vision Zero is to consistently reduce the number of crashes resulting in severe injury and fatality until reaching the ultimate goal of no deaths on greater Akron roadways by 2050.

As discussed at the June AMATS Committee meetings, the Vision Zero resolution is the first step required for AMATS to develop a Safety Action Plan outlined in the federal grant program, Safe Streets and Roads for All (SS4A). AMATS must also establish a taskforce of membership and stakeholders as the Safety Action Plan is developed. All AMATS membership will be invited to join the SS4A Taskforce as it works on a Safety Action Plan to implement AMATS vision zero goal.

**STAFF RECOMMENDATION**

Attached to this memo is Resolution Number 2022-16. The Staff recommends approval.

**RESOLUTION NUMBER 2022-16**

**OF THE METROPOLITAN TRANSPORTATION POLICY COMMITTEE  
OF THE AKRON METROPOLITAN AREA TRANSPORTATION STUDY**

**Approving Resolution 2022-16 to develop, implement, and monitor a Vision Zero Plan to eliminate traffic fatalities and severe injuries while increasing safe, healthy, and equitable mobility for all.**

**WHEREAS**, the Akron Metropolitan Area Transportation Study (AMATS) is designated as the Metropolitan Planning Organization (MPO) by the Governor, acting through the Ohio Department of Transportation and in cooperation with locally elected officials in Summit and Portage Counties and the Chippewa Township and Milton Township areas of Wayne County; and

**WHEREAS**, AMATS endorses development, implementation, and monitoring of a Safety Action Plan and Vision Zero goal to eliminate traffic fatalities and severe injuries while increasing safe, healthy, and equitable mobility for all road users with an emphasis on protecting the most vulnerable users; and

**WHEREAS**, one death or severe injury on AMATS streets is one too many; and

**WHEREAS**, collisions resulting in death or severe injury are not inevitable but can be prevented through changes in human behavior, technology, and designs that accommodate multimodal uses; and

**WHEREAS**, a commitment to Vision Zero is a commitment to life and equitable opportunity for all people in the AMATS area; and

**WHEREAS**, AMATS promotes a focus on reducing single occupancy vehicle rides and encouraging walking, bicycling, transit, and carpooling, and also promotes safety for all roadway users; and

**WHEREAS**, choosing active transportation options like walking and biking decreases mortality and morbidity from obesity-related diseases such as heart disease and diabetes, and creating safer streets is likely to encourage more active transportation, thereby increasing population health; and

**WHEREAS**, AMATS has a strong history of prioritizing safety and completing crash studies for all modes of transportation and has made demonstrable progress to improve safety for walking and biking by making systemic changes in the way the transportation network is planned, programmed, designed, constructed, and operated; and

**WHEREAS**, between 2016 to 2020, the average number of collisions per year in the AMATS area was 17,650 and the average number of collisions resulting in injury was 4,152. Out of the injury crashes 363 per year (or nearly one per day) were considered serious injury; and

**WHEREAS**, between 2016 to 2020, 37 people walking or in wheelchairs, 10 people riding a bicycle, and 215 people driving or riding in a vehicle have been killed; and

**WHEREAS**, the number of people dying and suffering serious injuries on our streets is a serious public health problem which necessitates public action; and


**WHEREAS**, preventing collisions in the AMATS area necessitates an analytical and systemic approach to street planning, design, policy, enforcement, legal processes, education and communication; and

**WHEREAS**, implementing a Vision Zero commitment requires the continued support of residents, business owners, and visitors—acting as individuals and collectively through neighborhood or advocacy organizations to improve the safety, comfort, and usability of AMATS streets for all users; and

**WHEREAS**, AMATS will join other MPO's and government entities around the nation in a commitment to eliminate traffic deaths and severe injuries and promote work which has demonstrated success when coupled with adequate funding, staff resources, and top-down support for its implementation.

**NOW THEREFORE BE IT RESOLVED:**

1. That this Committee endorses development, implementation, and monitoring of a Vision Zero goal to eliminate traffic fatalities and severe injuries while increasing safe, healthy, and equitable mobility for all road users by 2050.
2. That this Committee acknowledges that achieving this goal requires significant effort and resources.
3. That this Committee affirms that the development of a Safety Action Plan and Vision Zero goal will put equity at its forefront, striving to impact the most vulnerable and dependent users of the most dangerous parts of the transportation network to improve the health and well-being of those traveling on AMATS roads and streets.
4. That this Committee affirms that the Safety Action Plan and Vision Zero goal will use data and best practices to outline steps in planning, engineering, policy, enforcement and education to reach interim steps toward zero deaths.
5. That this Committee affirms that AMATS is dedicated to measuring the progress, challenges, and successes of the Vision Zero commitment and will do so with tangible, reportable metrics that will be reported on a regular basis with progress reports.
6. That this Committee authorizes the Staff to provide copies of this Resolution to the appropriate agencies as evidence of action by the Metropolitan Planning Organization.

  
Michael A. Marozzi, 2022 Vice Chairman  
Metropolitan Transportation Policy Committee

8/11/22  
Date



# SERVICE MEMORANDUM

**To:** Amy Wilkens, Clerk of Council  
David Ruller, City Manager

**From:** Melanie Baker, Public Services Director

**Date:** March 1, 2023

**Item:** 5.1. - NOPEC Energized Grant (Melanie Baker)

---

**Summary:** Asking for approval to accept the 2023 NOPEC Energizing Community Grant of \$ 54,794.

**Prepared by:** Amy Wilkens, Clerk of Council

**Attachments:** 1. Memo City Manage NOPEC Energized Communities Grant 2023



**RON MCVOY**  
Chairman  
**CHUCK KEIPER**  
Executive Director  
**BOARD OF DIRECTORS**

January 30, 2023  
Jerry Fiala  
Mayor  
Kent  
215 East Summit Street  
Kent, OH 44240

02-09-23  
PASS ON  
BULLER & BAKER

**RON MCVOY**  
Ashtabula County  
**DAVID SCHEFFLER**  
Central Ohio  
**JOHN ZEHENTBAUER**  
Columbiana County  
**GEORGINE WELO**  
Cuyahoga County  
**WILLIAM KOONS**  
Geauga County  
**G. STUART O'HARA**  
Huron County

RE: IMPORTANT INFORMATION ABOUT YOUR COMMUNITY'S NOPEC GRANTS

Dear Mayor Fiala:

Congratulations! Kent has been awarded a NOPEC Energized Community (NEC) grant of \$54,794 for 2023. NOPEC\* and our supply partner NextEra Energy Resources value your community's membership and are awarding this grant to help your community continue your energy efficiency projects to achieve future savings on your utility bills. Please accept your 2023 NEC Grant award by completing your community profile by June 30, 2023.

As was announced at our General Assembly Meeting in November, the timing of the disbursement of 2023 NEC Grant funds is being adjusted slightly from previous years due to the current status of the electric aggregation. Please note that we expect more significant adjustments to 2024 NEC Grant levels as grants are based on the number of customers.

Please note important disbursement-related dates below:

2023 NEC Grant –Important Dates			
Year	Amount	Available for Disbursement	Deadline to Disburse
2018-2021 Balance	\$256,604	Available Now	November 30, 2023
2022 Balance	\$47,681	Available Now	November 30, 2024
2023 Gas Award	\$11,616	Available when 2023 Profile is approved	November 30, 2025
2023 Dual Aggregation Bonus	\$10,423	Available when 2023 Profile is approved	November 30, 2025
2023 Electric Award	\$32,755	October 1, 2023	November 30, 2025

**HOLLIE BARTONE**  
Lake County  
**DAVE LESHINSKI**  
Lorain County  
**LISA BALSINGER**  
Mahoning County  
**GRANT AUNGST**  
Medina County  
**MICKEY MAROZZI**  
Portage County

As you can see, communities who are members of both NOPEC's electric and gas aggregations receive enhanced grant bonuses. We are ensuring that these bonus funds are made available to your community as soon as your 2023 profile is approved.

**ANDREW SMALLSTEY**  
Richland County  
**AARON MONTZ**  
Seneca County  
**MARK BECKDAHL**  
Southwest Ohio  
**JOE MAZZOLA**  
Stark County  
**NICK MOLNAR**  
Summit County  
**DOUG FRANKLIN**  
Trumbull County

Later this week, you'll receive an e-mail with detailed instructions on how to access your community's grant information. NOPEC's Community Investment Manager, Jessica Renner, is available by email at [grants@nopecinc.org](mailto:grants@nopecinc.org) or by phone at 440-249-7072 if you have questions. Your Relationship Manager, Jeffrey Heinrich, is also available to help you with any questions.

We look forward to working with you!

Sincerely,

Chuck Keiper  
Executive Director

cc: David Coffee, Finance Director; Jeffrey Heinrich Relationship Manager

\*The NEC grant program is funded and administered by NOPEC, Inc., under agreement with Northeast Ohio Public Energy Council (NOPEC).





# Energized Community (NEC) Grant

The **NOPEC Energized Community (NEC) Grant Program** provides grants to NOPEC member communities for energy-related projects. Established by NOPEC Inc. and NextEra Energy, the primary goal of providing funds is to help implement energy savings or energy infrastructure measures.



## Ideas for 2023 Grant Projects

Grants can be used for **government, residential, and commercial properties**. Here are some examples of what you can do with your grant dollars:

- Lease or purchase of plug-electric vehicles
- Traffic signal upgrades
- Energy-efficient windows
- Solar-powered LED stop signs
- Energy-efficient air conditioner
- Electrical upgrades
- Generators
- Door replacement
- LED lighting upgrades
- Service garage insulation
- Energy-efficient metal roof system
- Installation of radius ceiling fans
- Energy efficient kitchen appliances

## Secure Your Grant Dollars

**Step 1:** Submit Profile at [nopecgrants.org](https://nopecgrants.org) — Due by June 30th, 2023

- A. Accept funds by passing community legislation
- B. Complete grant agreement

**Step 2:** Draw Funds — Due by November 30th, 2025

- A. Submit disbursement requests

## Questions?

Contact Jessica Renner, Community Investment Manager, at [grants@nopecinc.org](mailto:grants@nopecinc.org).



# CITY OF KENT, OHIO

---

## DEPARTMENT OF COMMUNITY DEVELOPMENT

Building Services Division

To: Dave Ruller  
City Manager

From: Bridget Susel  
Community Development Director *B.Susel*

Date: February 1, 2023

RE: Monthly Permit and Zoning Complaint Report – January 2023

---

Attached are the monthly reports per Council's request. If you have questions or require further information, please let us know.

Thank you.

Fee Code	Fee Type	Billing Transactions	Adjustment Transactions	Amount Billed	Adjustments	Net Billed
<b>Permit Type ARB-ARCHITECTURAL REVIEW BOARD</b>						
ARB CERT APPROP - ARCHITECTURAL REVIEW CERT OF APPROPRIATENESS		1	0	100.00	.00	100.00
Permit Type ARB-ARCHITECTURAL REVIEW BOARD Totals						
		1	0	\$100.00	\$0.00	\$100.00
<b>Permit Type BZA-BOARD OF ZONING APPEALS</b>						
BZA - BOARD OF ZONING APPEALS		1	0	50.00	.00	50.00
Permit Type BZA-BOARD OF ZONING APPEALS Totals						
		1	0	\$50.00	\$0.00	\$50.00
<b>Permit Type CODE VIOLATION-CODE VIOLATION</b>						
MISC - MISCELLANEOUS		1	0	25.95	.00	25.95
NUISANCE FINE - NUISANCE FINE		1	0	200.00	.00	200.00
Permit Type CODE VIOLATION-CODE VIOLATION Totals						
		2	0	\$225.95	\$0.00	\$225.95
<b>Permit Type DEMOLITION-DEMOLITION</b>						
1% BBS - 1% BBS		1	0	.25	.00	.25
FEE IN LIEU SEWR - FEE IN LIEU FOR SEWER DISCONNECT		3	0	6,514.99	.00	6,514.99
FEE IN LIEU WATR - FEE IN LIEU FOR WATER DISCONNECT		3	0	4,500.00	.00	4,500.00
RES-DEMO/MOVE - Residential Demolition/Moving		1	0	25.00	.00	25.00
Permit Type DEMOLITION-DEMOLITION Totals						
		8	0	\$11,040.24	\$0.00	\$11,040.24
<b>Permit Type ELECTRICAL COMM-ELECTRICAL COMMERCIAL</b>						
3% BBS - 3% BBS		2	0	3.00	.00	3.00
COM-ELEC SERVICE - Commercial Electric Service Replacement		2	0	100.00	.00	100.00
Permit Type ELECTRICAL COMM-ELECTRICAL COMMERCIAL Totals						
		4	0	\$103.00	\$0.00	\$103.00
<b>Permit Type ELECTRICAL RES-ELECTRICAL RESIDENTIAL</b>						
1% BBS - 1% BBS		9	0	4.50	.00	4.50
RES-ELEC REPAIR - Residential Electric Remodel/Repair		7	0	350.00	.00	350.00
RES-ELEC ADD - Residential Electric Addition		2	0	100.00	.00	100.00
Permit Type ELECTRICAL RES-ELECTRICAL RESIDENTIAL Totals						
		18	0	\$454.50	\$0.00	\$454.50
<b>Permit Type ENGINEERING COM-ENGINEERING COMMERCIAL</b>						
EXCAVATION - EXCAVATION		1	0	20.00	.00	20.00
Permit Type ENGINEERING COM-ENGINEERING COMMERCIAL Totals						
		1	0	\$20.00	\$0.00	\$20.00
<b>Permit Type ENGINEERING RES-ENGINEERING RESIDENTIAL</b>						
EXCAVATION - EXCAVATION		6	0	120.00	.00	120.00
SEWER RES - SEWER RESIDENTIAL		2	0	50.00	.00	50.00
WATER FEE - WATER FEE		1	0	25.00	.00	25.00
Permit Type ENGINEERING RES-ENGINEERING RESIDENTIAL Totals						
		9	0	\$195.00	\$0.00	\$195.00
<b>Permit Type EXISTING COMM-EXISTING COMMERCIAL</b>						
3% BBS - 3% BBS		1	0	1.50	.00	1.50
COM-BUILD REPAIR - Commercial Building Repair/Remodel		1	0	50.00	.00	50.00
PLAN REVIEW <=3 - Plan Review for 3 or Less Reviews		3	0	210.00	.00	210.00
Permit Type EXISTING COMM-EXISTING COMMERCIAL Totals						
		5	0	\$261.50	\$0.00	\$261.50
<b>Permit Type EXISTING MULTIFM-EXISTING MULTIFAMILY</b>						
3% BBS - 3% BBS		11	0	64.90	.00	64.90



Payment Date Range 01/01/23 - 01/31/23

Summary Listing

Fee Code	Fee Type	Billing Transactions	Adjustment Transactions	Amount Billed	Adjustments	Net Billed
Permit Type <b>EXISTING MULTIFM-EXISTING MULTIFAMILY</b>						
CRES-BLDG REPAIR - Commercial Residential Building Repair/Remodel		11	0	550.00	.00	550.00
CRES-BLDG SQ FT - Commercial Residential Building Square Footage		11	0	1,613.70	.00	1,613.70
MISC - MISCELLANEOUS		1	0	8.00	.00	8.00
PLAN REVIEW <=3 - Plan Review for 3 or Less Reviews		1	0	126.00	.00	126.00
Permit Type <b>EXISTING MULTIFM-EXISTING MULTIFAMILY</b> Totals		35	0	\$2,362.60	\$0.00	\$2,362.60
Permit Type <b>EXISTING RES-EXISTING RESIDENTIAL</b>						
1% BBS - 1% BBS		4	0	2.77	.00	2.77
RES-BUILD ADD 1 - Residential Building Addition- Single Family		4	0	277.68	.00	277.68
Permit Type <b>EXISTING RES-EXISTING RESIDENTIAL</b> Totals		8	0	\$280.45	\$0.00	\$280.45
Permit Type <b>FIRE SUPPRESSION-FIRE SUPPRESSION</b>						
3% BBS - 3% BBS		1	0	3.35	.00	3.35
COM-SUPR SYS RPR - Commercial Suppression Systems Repair/Remodel		1	0	111.56	.00	111.56
FIRE-REVIEW INSP - FIRE DEPT REVIEW & INSPECTION		1	0	100.00	.00	100.00
PLAN REVIEW <=3 - Plan Review for 3 or Less Reviews		2	0	147.00	.00	147.00
Permit Type <b>FIRE SUPPRESSION-FIRE SUPPRESSION</b> Totals		5	0	\$361.91	\$0.00	\$361.91
Permit Type <b>HVAC COMM-HVAC COMMERCIAL</b>						
3% BBS - 3% BBS		2	0	10.50	.00	10.50
3% BBS OVERRIDE - 3% BBS OVERRIDE		1	0	9.00	.00	9.00
COM-HVAC REPLACE - Commercial HVAC Replacement		4	0	950.00	.00	950.00
PLAN REVIEW <=3 - Plan Review for 3 or Less Reviews		1	0	252.00	.00	252.00
Permit Type <b>HVAC COMM-HVAC COMMERCIAL</b> Totals		8	0	\$1,221.50	\$0.00	\$1,221.50
Permit Type <b>HVAC RES-HVAC RESIDENTIAL</b>						
1% BBS - 1% BBS		8	0	3.10	.00	3.10
RES-HVAC OWN RPL - Residential HVAC Owner Occupied Replacement		6	0	210.00	.00	210.00
RES-HVAC REPAIR - Residential HVAC Repair/Remodel		2	0	100.00	.00	100.00
Permit Type <b>HVAC RES-HVAC RESIDENTIAL</b> Totals		16	0	\$313.10	\$0.00	\$313.10
Permit Type <b>PLUMB COMM-PLUMBING COMMERCIAL</b>						
3% BBS - 3% BBS		1	0	1.50	.00	1.50
COM-PLUMB REPLAC - Commercial Plumbing Replacement		1	0	50.00	.00	50.00
Permit Type <b>PLUMB COMM-PLUMBING COMMERCIAL</b> Totals		2	0	\$51.50	\$0.00	\$51.50
Permit Type <b>PLUMB RES-PLUMBING RESIDENTIAL</b>						
1% BBS - 1% BBS		18	0	7.50	.00	7.50
RES-PLUMB OWN RP - Residential Plumbing Owner Occupied Replacement		10	0	350.00	.00	350.00
RES-PLUMB REPAIR - Residential Plumbing Repair/Remodel		7	0	350.00	.00	350.00
RES-PLUMBING ADD - Residential Plumbing Addition		1	0	50.00	.00	50.00
Permit Type <b>PLUMB RES-PLUMBING RESIDENTIAL</b> Totals		36	0	\$757.50	\$0.00	\$757.50

Payment Date Range 01/01/23 - 01/31/23

Summary Listing

Fee Code	Fee Type	Billing Transactions	Adjustment Transactions	Amount Billed	Adjustments	Net Billed
<b>Permit Type SIGN/AWNINGS-SIGN/AWNINGS</b>						
3% BBS - 3% BBS		1	0	1.50	.00	1.50
COM-SIGN/AWN/CAN - Bldg Commercial Signs Awnings Canopies		1	0	50.00	.00	50.00
COM-ZONING PSIGN - Zoning Permanent Signs		4	0	250.00	.00	250.00
FIRE-REVIEW INSP - FIRE DEPT REVIEW & INSPECTION		1	0	100.00	.00	100.00
PLAN REVIEW <=3 - Plan Review for 3 or Less Reviews		3	0	147.00	.00	147.00
Permit Type <b>SIGN/AWNINGS-SIGN/AWNINGS</b> Totals		10	0	\$548.50	\$0.00	\$548.50
<b>Permit Type SUBDIVISION-SUBDIVISION</b>						
SUB PLN CHK/INSP - SUBDIVISION PLAN CHECK / FIELD INSPECTION		1	0	35.00	.00	35.00
Permit Type <b>SUBDIVISION-SUBDIVISION</b> Totals		1	0	\$35.00	\$0.00	\$35.00
<b>Permit Type ZONING-ZONING</b>						
RES-ZONING - Residential Zoning Fence Pool Etc		7	0	200.00	.00	200.00
RES-ZONING ADD - Residential Zoning Addition		1	0	25.00	.00	25.00
Permit Type <b>ZONING-ZONING</b> Totals		8	0	\$225.00	\$0.00	\$225.00
Grand Totals		178	0	\$18,607.25	\$0.00	\$18,607.25



Fee Code	Fee Type	Billing Transactions	Adjustment Transactions	Amount Billed	Adjustments	Net Billed
<b>Permit Type BZA-BOARD OF ZONING APPEALS</b>						
<b>BZA - BOARD OF ZONING APPEALS</b>						
	<i>Transaction Type</i>	<i>Permit Number</i>	<i>Issued To</i>	<i>Amount</i>	<i>Amount</i>	
05/12/2020	Payment Monies Received	BZZ0-015	BRYANT & GARRETT LAVIGNA	100.00	50.00	100.00
05/12/2020	Payment Monies Received	BZZ0-016	JEFFREY CLAPPER		50.00	
					\$100.00	
Permit Type <b>BZA-BOARD OF ZONING APPEALS</b> Totals				\$100.00	\$0.00	\$100.00
<b>Permit Type ELECTRICAL COMM-ELECTRICAL COMMERCIAL</b>						
<b>3% BBS - 3% BBS</b>						
	<i>Transaction Type</i>	<i>Permit Number</i>	<i>Issued To</i>	<i>Amount</i>	<i>Amount</i>	
05/22/2020	Payment Monies Received	2020-00000369	ROTHERMEL ELECTRIC	1.85	1.85	1.85
					\$1.85	
Permit Type <b>ELECTRICAL COMM-ELECTRICAL COMMERCIAL</b> Totals				1.85	.00	1.85
<b>COM-ELEC REPAIR - Commercial Electric Repair/Remodel</b>						
	<i>Transaction Type</i>	<i>Permit Number</i>	<i>Issued To</i>	<i>Amount</i>	<i>Amount</i>	
05/22/2020	Payment Monies Received	2020-00000369	ROTHERMEL ELECTRIC	61.65	61.65	61.65
					\$61.65	
Permit Type <b>COM-ELEC REPAIR - Commercial Electric Repair/Remodel</b> Totals				61.65	.00	61.65
<b>Permit Type ELECTRICAL COMM-ELECTRICAL COMMERCIAL RESIDENTIAL</b>						
<b>1% BBS - 1% BBS</b>						
	<i>Transaction Type</i>	<i>Permit Number</i>	<i>Issued To</i>	<i>Amount</i>	<i>Amount</i>	
05/06/2020	Payment Monies Received	2020-00000325	SIEFER ELECTRIC, INC	2.50	.50	2.50
05/08/2020	Payment Monies Received	2020-00000152	APPALACHIAN RENEWABLE POWER SYSTEMS		.50	
05/18/2020	Payment Monies Received	2020-00000357	RUFENER ELECTRIC		.50	
05/28/2020	Payment Monies Received	2020-00000379	SIEFER ELECTRIC, INC		1.00	
					\$2.50	
Permit Type <b>ELECTRICAL COMM-ELECTRICAL COMMERCIAL RESIDENTIAL</b> Totals				2.50	.00	2.50
<b>RES-ELEC REPAIR - Residential Electric Repair/Remodel</b>						
	<i>Transaction Type</i>	<i>Permit Number</i>	<i>Issued To</i>	<i>Amount</i>	<i>Amount</i>	
05/06/2020	Payment Monies Received	2020-00000325	SIEFER ELECTRIC, INC	250.00	50.00	250.00
05/08/2020	Payment Monies Received	2020-00000152	APPALACHIAN RENEWABLE POWER SYSTEMS		50.00	
05/18/2020	Payment Monies Received	2020-00000357	RUFENER ELECTRIC		50.00	
05/28/2020	Payment Monies Received	2020-00000379	SIEFER ELECTRIC, INC		100.00	
					\$250.00	
Permit Type <b>RES-ELEC REPAIR - Residential Electric Repair/Remodel</b> Totals				250.00	.00	250.00
<b>Permit Type ELECTRICAL RES-ELECTRICAL RESIDENTIAL</b>						
<b>EXCAVATION - EXCAVATION</b>						
	<i>Transaction Type</i>	<i>Permit Number</i>	<i>Issued To</i>	<i>Amount</i>	<i>Amount</i>	
05/21/2020	Payment Monies Received	2020-00000040	AT&T	20.00	20.00	20.00
					\$20.00	
Permit Type <b>ELECTRICAL RES-ELECTRICAL RESIDENTIAL</b> Totals				20.00	.00	20.00
Permit Type <b>ENGINEERING COM-ENGINEERING COMMERCIAL</b> Totals				\$252.50	\$0.00	\$252.50
Permit Type <b>ENGINEERING COM-ENGINEERING COMMERCIAL</b> Totals				\$20.00	\$0.00	\$20.00

Payment Date Range 05/01/20 - 05/31/20

Detail Listing

Fee Code	Permit Type	Transaction Type	Fee Type	Billing Transactions	Adjustment Transactions	Amount Billed	Adjustments	Net Billed
<b>ENGINEERING RES-ENGINEERING RESIDENTIAL</b>								
EXCAVATION - EXCAVATION								
	Date	Transaction Type		Permit Number	Issued To	Amount	Amount	
	05/12/2020	Payment Monies Received		2020-00000044	HIRST CONSTRUCTION	80.00	20.00	80.00
	05/12/2020	Payment Monies Received		2020-00000046	KLINE & KAVALI		20.00	
	05/18/2020	Payment Monies Received		2020-00000060	LILLY LAWN AND LANDSCAPE LLC		20.00	
	05/19/2020	Payment Monies Received		2020-00000061	CHARLES CLEGG CONCRETE		20.00	
							\$80.00	
<b>SEWER RES - SEWER RESIDENTIAL</b>								
	Date	Transaction Type		Permit Number	Issued To	Amount	Amount	
	05/12/2020	Payment Monies Received		2020-00000044	HIRST CONSTRUCTION	25.00	25.00	25.00
<b>WATER FEE - WATER FEE</b>								
	Date	Transaction Type		Permit Number	Issued To	Amount	Amount	
	05/12/2020	Payment Monies Received		2020-00000046	KLINE & KAVALI	25.00	25.00	25.00
							\$25.00	
<b>ENGINEERING RES-ENGINEERING RESIDENTIAL Totals</b>								
Permit Type					6	0	\$130.00	\$130.00
<b>EXISTING COMM-EXISTING COMMERCIAL</b>								
3% BBS - 3% BBS								
	Date	Transaction Type		Permit Number	Issued To	Amount	Amount	
	05/08/2020	Payment Monies Received		2020-00000285	FORTNEY & WEYGANDT INC	24.76	5.92	24.76
	05/15/2020	Payment Monies Received		2020-00000354	WILLIAM MAHOTA CONSTRUCTION		1.50	
	05/19/2020	Payment Monies Received		2019-00000903	METIS CONSTRUCTION SERVICES		15.84	
	05/20/2020	Payment Monies Received		2020-00000315	WRIGHT HEATING & AIR CONDITIONING		1.50	
							\$24.76	
<b>COM-BUILD REPAIR - Commercial Building Repair/Remodel</b>								
	Date	Transaction Type		Permit Number	Issued To	Amount	Amount	
	05/08/2020	Payment Monies Received		2020-00000285	FORTNEY & WEYGANDT INC	825.50	197.50	825.50
	05/15/2020	Payment Monies Received		2020-00000354	WILLIAM MAHOTA CONSTRUCTION		50.00	
	05/19/2020	Payment Monies Received		2019-00000903	METIS CONSTRUCTION SERVICES		528.00	
	05/20/2020	Payment Monies Received		2020-00000315	WRIGHT HEATING & AIR CONDITIONING		50.00	
							\$825.50	
<b>FIRE-REVIEW INSP - FIRE DEPT REVIEW &amp; INSPECTION</b>								
	Date	Transaction Type		Permit Number	Issued To	Amount	Amount	
	05/19/2020	Payment Monies Received		2019-00000903	METIS CONSTRUCTION SERVICES	100.00	100.00	100.00
<b>PLAN REVIEW &lt;=3 - Plan Review for 3 or Less Reviews</b>								
	Date	Transaction Type		Permit Number	Issued To	Amount	Amount	
	05/08/2020	Payment Monies Received		2020-00000285	FORTNEY & WEYGANDT INC	1,181.25	243.75	1,181.25

Payment Date Range 05/01/20 - 05/31/20

Detail Listing

Fee Code	Fee Type	Permit Number	Billing Transactions	Adjustment Transactions	Amount Billed	Adjustments	Net Billed
<b>Permit Type EXISTING COMM-EXISTING COMMERCIAL</b>							
PLAN REVIEW <=3 - Plan Review for 3 or Less Reviews							
Date	Transaction Type	Permit Number	Issued To		Amount	Amount	
05/19/2020	Payment Monies Received	2019-00000903	METIS CONSTRUCTION SERVICES		150.00		
05/19/2020	Payment Monies Received	2019-00000903	METIS CONSTRUCTION SERVICES		168.75		
05/19/2020	Payment Monies Received	2019-00000903	METIS CONSTRUCTION SERVICES		431.25		
05/20/2020	Payment Monies Received	2020-00000315	WRIGHT HEATING & AIR CONDITIONING		187.50		
					\$1,181.25		1,181.25
<b>PLAN REVIEW 4+ - Plan Review for 4 or More Reviews</b>							
Date	Transaction Type	Permit Number	Issued To		Amount	Amount	
05/19/2020	Payment Monies Received	2019-00000903	METIS CONSTRUCTION SERVICES		250.00		
05/19/2020	Payment Monies Received	2019-00000903	METIS CONSTRUCTION SERVICES		125.00		
					\$375.00		375.00
<b>Permit Type EXISTING COMM-EXISTING COMMERCIAL Totals</b>							
					\$2,506.51	\$0.00	\$2,506.51
<b>Permit Type EXISTING MULTIFM-EXISTING MULTIFAMILY</b>							
3% BBS - 3% BBS							
Date	Transaction Type	Permit Number	Issued To		Amount	Amount	
05/28/2020	Payment Monies Received	2020-00000374	METIS CONSTRUCTION SERVICES		1.50		
05/28/2020	Payment Monies Received	2020-00000375	METIS CONSTRUCTION SERVICES		1.50		
					\$3.00		3.00
<b>CRES-BLDG REPAIR - Commercial Residential Building Repair/Remodel</b>							
Date	Transaction Type	Permit Number	Issued To		Amount	Amount	
05/28/2020	Payment Monies Received	2020-00000374	METIS CONSTRUCTION SERVICES		50.00		
05/28/2020	Payment Monies Received	2020-00000375	METIS CONSTRUCTION SERVICES		50.00		
					\$100.00		100.00
<b>Permit Type EXISTING MULTIFM-EXISTING MULTIFAMILY Totals</b>							
					\$103.00	\$0.00	\$103.00
<b>Permit Type EXISTING RES-EXISTING RESIDENTIAL</b>							
1% BBS - 1% BBS							
Date	Transaction Type	Permit Number	Issued To		Amount	Amount	
05/01/2020	Payment Monies Received	2020-00000310	BUKOVAC REAL ESTATE LLC		.50		
05/05/2020	Payment Monies Received	2020-00000292	CRAIG INDUSTRIES		.50		
05/05/2020	Payment Monies Received	2020-00000321	HOWARD & LINDA BOYLE		1.06		
05/05/2020	Payment Monies Received	2020-00000323	D & D HOME IMPROVEMENTS		.50		
05/08/2020	Payment Monies Received	2020-00000151	APPALACHIAN RENEWABLE POWER SYSTEMS		.50		
05/12/2020	Payment Monies Received	2020-00000335	GROUNDWORKS OHIO LLC		.50		
05/15/2020	Payment Monies Received	2020-00000059	SUMMIT PROPERTY RESTORATIONS LLC		.50		
05/15/2020	Payment Monies Received	2020-00000141	CHARLES H MACKAY		.50		
05/18/2020	Payment Monies Received	2020-00000358	DONALD R PIGOTT		.50		
05/22/2020	Payment Monies Received	2020-00000331	KELLEY E MCGINNIS		.50		
					6.18		6.18



Payment Date Range 05/01/20 - 05/31/20

Detail Listing

Fee Code	Permit Type	Transaction Type	Date	Permit Number	Billing Transactions	Adjustment Transactions	Amount Billed	Adjustments	Net Billed
1% BBS - 1% BBS	EXISTING RES-EXISTING RESIDENTIAL								
05/28/2020	Payment Monies Received			2020-00000377	11	Issued To CHRIS & CHRISTINE LONG	6.18	.00	6.18
								Amount .62	
								\$6.18	
RES-BUILD ADD 1 - Residential Building Addition- Single Family					2	Issued To	168.00	.00	168.00
05/05/2020	Payment Monies Received			2020-00000321		HOWARD & LINDA BOYLE		Amount 106.00	
05/28/2020	Payment Monies Received			2020-00000377		CHRIS & CHRISTINE LONG		62.00	
								\$168.00	
RES-BUILD REPAIR - Residential Building Remodel/Repair					9	Issued To	450.00	.00	450.00
05/01/2020	Payment Monies Received			2020-00000310		BUKOVAC REAL ESTATE LLC		Amount 50.00	
05/05/2020	Payment Monies Received			2020-00000292		CRAIG INDUSTRIES		50.00	
05/05/2020	Payment Monies Received			2020-00000323		D & D HOME IMPROVEMENTS		50.00	
05/08/2020	Payment Monies Received			2020-00000151		APPALACHIAN RENEWABLE POWER SYSTEMS		50.00	
05/12/2020	Payment Monies Received			2020-00000335		GROUNDWORKS OHIO LLC		50.00	
05/15/2020	Payment Monies Received			2020-00000059		SUMMIT PROPERTY RESTORATIONS LLC		50.00	
05/15/2020	Payment Monies Received			2020-00000141		CHARLES H MACKAY		50.00	
05/18/2020	Payment Monies Received			2020-00000358		DONALD R PIGOTT		50.00	
05/22/2020	Payment Monies Received			2020-00000331		KELLEY E MCGINNIS		50.00	
								\$450.00	
					22		\$624.18	\$0.00	\$624.18
Permit Type	HVAC RES-HVAC RESIDENTIAL								
1% BBS - 1% BBS					10	Issued To	3.80	.00	3.80
05/05/2020	Payment Monies Received			2020-00000320		BLIND & SONS		Amount .35	
05/07/2020	Payment Monies Received			2020-00000326		JENNINGS HEATING CO INC		.35	
05/14/2020	Payment Monies Received			2020-00000344		GREER HEATING & AIR CONDITIONING		.35	
05/14/2020	Payment Monies Received			2020-00000345		GREER HEATING & AIR CONDITIONING		.35	
05/15/2020	Payment Monies Received			2020-00000353		APOLLO HEATING & COOLING		.35	
05/15/2020	Payment Monies Received			2020-00000355		STATE HEATING & AIR CONDITIONING		.50	
05/19/2020	Payment Monies Received			2020-00000360		MARTINOV HOME SOLUTIONS		.50	
05/26/2020	Payment Monies Received			2020-00000371		APOLLO HEATING & COOLING		.35	
05/29/2020	Payment Monies Received			2020-00000381		APOLLO HEATING & COOLING		.35	
05/29/2020	Payment Monies Received			2020-00000384		A TO ZOFF CO		.35	
								\$3.80	

Payment Date Range 05/01/20 - 05/31/20

Detail Listing

Fee Code	Fee Type	Permit Number	Transaction Type	Issued To	Billing Transactions	Adjustment Transactions	Amount Billed	Adjustments	Net Billed
<b>Permit Type HVAC RES-HVAC RESIDENTIAL</b>									
RES-HVAC OWN RPL - Residential HVAC Owner Occupied Replacement									
Date	Transaction Type	Permit Number	Transaction Type	Issued To	Billing Transactions	Adjustment Transactions	Amount Billed	Adjustments	Net Billed
05/05/2020	Payment Monies Received	2020-00000320	Payment Monies Received	BLIND & SONS	8	0	280.00	.00	280.00
05/07/2020	Payment Monies Received	2020-00000326	Payment Monies Received	JENNINGS HEATING CO INC				35.00	
05/14/2020	Payment Monies Received	2020-00000344	Payment Monies Received	GREER HEATING & AIR CONDITIONING				35.00	
05/14/2020	Payment Monies Received	2020-00000345	Payment Monies Received	GREER HEATING & AIR CONDITIONING				35.00	
05/15/2020	Payment Monies Received	2020-00000353	Payment Monies Received	APOLLO HEATING & COOLING				35.00	
05/26/2020	Payment Monies Received	2020-00000371	Payment Monies Received	APOLLO HEATING & COOLING				35.00	
05/29/2020	Payment Monies Received	2020-00000381	Payment Monies Received	APOLLO HEATING & COOLING				35.00	
05/29/2020	Payment Monies Received	2020-00000384	Payment Monies Received	A TO ZOFF CO				35.00	
									\$280.00
<b>RES-HVAC REPAIR - Residential HVAC Repair/Remodel</b>									
Date	Transaction Type	Permit Number	Transaction Type	Issued To	Billing Transactions	Adjustment Transactions	Amount Billed	Adjustments	Net Billed
05/15/2020	Payment Monies Received	2020-00000355	Payment Monies Received	STATE HEATING & AIR CONDITIONING	2	0	100.00	.00	100.00
05/19/2020	Payment Monies Received	2020-00000360	Payment Monies Received	MARTINOV HOME SOLUTIONS				50.00	
									\$100.00
<b>Permit Type HVAC RES-HVAC RESIDENTIAL Totals</b>									
					20	0	\$383.80	\$0.00	\$383.80
<b>Permit Type NEW COMM-NEW COMMERCIAL</b>									
FIRE-REVIEW INSP - FIRE DEPT REVIEW & INSPECTION									
Date	Transaction Type	Permit Number	Transaction Type	Issued To	Billing Transactions	Adjustment Transactions	Amount Billed	Adjustments	Net Billed
05/20/2020	Payment Monies Received	2018-00000938	Payment Monies Received	FIRST UNIVERSALIST CHURCH OF KENT	1	0	200.00	.00	200.00
									\$200.00
<b>PLAN REVIEW &lt;=3 - Plan Review for 3 or Less Reviews</b>									
Date	Transaction Type	Permit Number	Transaction Type	Issued To	Billing Transactions	Adjustment Transactions	Amount Billed	Adjustments	Net Billed
05/20/2020	Payment Monies Received	2018-00000938	Payment Monies Received	FIRST UNIVERSALIST CHURCH OF KENT	4	0	1,162.50	.00	1,162.50
05/20/2020	Payment Monies Received	2018-00000938	Payment Monies Received	FIRST UNIVERSALIST CHURCH OF KENT				225.00	
05/20/2020	Payment Monies Received	2018-00000938	Payment Monies Received	FIRST UNIVERSALIST CHURCH OF KENT				300.00	
05/20/2020	Payment Monies Received	2018-00000938	Payment Monies Received	FIRST UNIVERSALIST CHURCH OF KENT				487.50	
05/20/2020	Payment Monies Received	2018-00000938	Payment Monies Received	FIRST UNIVERSALIST CHURCH OF KENT				150.00	
									\$1,162.50
<b>Permit Type NEW COMM-NEW COMMERCIAL Totals</b>									
					5	0	\$1,362.50	\$0.00	\$1,362.50
<b>Permit Type PLUMB COMM-PLUMBING COMMERCIAL</b>									
3% BBS - 3% BBS									
Date	Transaction Type	Permit Number	Transaction Type	Issued To	Billing Transactions	Adjustment Transactions	Amount Billed	Adjustments	Net Billed
05/14/2020	Payment Monies Received	2020-00000347	Payment Monies Received	KLINE & KAVALI	2	0	10.17	.00	10.17
05/20/2020	Payment Monies Received	2020-00000363	Payment Monies Received	KLINE & KAVALI				1.50	
									\$8.67
									\$10.17

Payment Date Range 05/01/20 - 05/31/20

Detail Listing

Fee Code	Fee Type	Billing Transactions	Adjustment Transactions	Amount Billed	Adjustments	Net Billed
<b>Permit Type PLUMB COMM-PLUMBING COMMERCIAL</b>						
COM-PLUMB REPAIR - Commercial Plumbing Repair/Remodel		2	0	339.00	.00	339.00
Date	Transaction Type	Permit Number	Issued To	Amount		
05/14/2020	Payment Monies Received	2020-00000347	KLINE & KAVALI	50.00		
05/20/2020	Payment Monies Received	2020-00000363	KLINE & KAVALI	289.00		
				\$339.00		
Permit Type <b>PLUMB COMM-PLUMBING COMMERCIAL</b> Totals				\$349.17	\$0.00	\$349.17
<b>Permit Type PLUMB RES-PLUMBING RESIDENTIAL</b>						
1% BBS - 1% BBS		9	0	4.40	.00	4.40
Date	Transaction Type	Permit Number	Issued To	Amount		
05/01/2020	Payment Monies Received	2020-00000319	ANTHONY DRAGO PLUMBING	.50		
05/05/2020	Payment Monies Received	2020-00000302	ADVANCED PLUMBING INC	.50		
05/08/2020	Payment Monies Received	2020-00000329	APPC PLUMBING SERVICES	.35		
05/11/2020	Payment Monies Received	2020-00000333	RICHARD F SCHMIDT PLUMBING INC	.50		
05/11/2020	Payment Monies Received	2020-00000334	YODER PLUMBING LLC	1.00		
05/14/2020	Payment Monies Received	2020-00000346	KLINE & KAVALI	.35		
05/15/2020	Payment Monies Received	2020-00000350	ASHLEY VAUGHN	.50		
05/15/2020	Payment Monies Received	2020-00000352	APPC PLUMBING SERVICES	.35		
05/19/2020	Payment Monies Received	2020-00000361	PAUL COOPER	.35		
				\$4.40		
Permit Type <b>PLUMB RES-PLUMBING RESIDENTIAL</b> Totals				4.40	.00	4.40
<b>RES-PLUMB OWN RP - Residential Plumbing Owner Occupied</b>						
Replacement		4	0	140.00	.00	140.00
Date	Transaction Type	Permit Number	Issued To	Amount		
05/08/2020	Payment Monies Received	2020-00000329	APPC PLUMBING SERVICES	35.00		
05/14/2020	Payment Monies Received	2020-00000346	KLINE & KAVALI	35.00		
05/15/2020	Payment Monies Received	2020-00000352	APPC PLUMBING SERVICES	35.00		
05/19/2020	Payment Monies Received	2020-00000361	PAUL COOPER	35.00		
				\$140.00		
Permit Type <b>RES-PLUMB OWN RP</b> Totals				140.00	.00	140.00
<b>RES-PLUMB REPAIR - Residential Plumbing Repair/Remodel</b>						
RES-PLUMB REPAIR - Residential Plumbing Repair/Remodel		4	0	200.00	.00	200.00
Date	Transaction Type	Permit Number	Issued To	Amount		
05/01/2020	Payment Monies Received	2020-00000319	ANTHONY DRAGO PLUMBING	50.00		
05/05/2020	Payment Monies Received	2020-00000302	ADVANCED PLUMBING INC	50.00		
05/11/2020	Payment Monies Received	2020-00000333	RICHARD F SCHMIDT PLUMBING INC	50.00		
05/15/2020	Payment Monies Received	2020-00000350	ASHLEY VAUGHN	50.00		
				\$200.00		
Permit Type <b>RES-PLUMB REPAIR</b> Totals				200.00	.00	200.00
<b>RES-PLUMBING NEW - Residential Plumbing New</b>						
RES-PLUMBING NEW - Residential Plumbing New		1	0	100.00	.00	100.00
Date	Transaction Type	Permit Number	Issued To	Amount		
05/11/2020	Payment Monies Received	2020-00000334	YODER PLUMBING LLC	100.00		
				\$100.00		
Permit Type <b>RES-PLUMBING NEW</b> Totals				100.00	.00	100.00
Permit Type <b>PLUMB RES-PLUMBING RESIDENTIAL</b> Totals				\$444.40	\$0.00	\$444.40



Payment Date Range 05/01/20 - 05/31/20

Detail Listing

Fee Code	Fee Type	Billing Transactions	Adjustment Transactions	Amount Billed	Adjustments	Net Billed
<b>Permit Type SUBDIVISION-SUBDIVISION</b>						
MIN SUB PLAT - MINOR SUBDIVISION PLAT						
Date	Transaction Type	Permit Number	Issued To	Amount	Amount	
05/22/2020	Payment Monies Received	2020-00000062	BEBS LTD AN OHIO LLC	25.00	.00	25.00
Permit Type SUBDIVISION-SUBDIVISION Totals				\$25.00	\$0.00	\$25.00
<b>Permit Type ZONING-ZONING</b>						
RES-ZONING - Residential Zoning Fence Pool Etc						
Date	Transaction Type	Permit Number	Issued To	Amount	Amount	
05/01/2020	Payment Monies Received	2020-00000316	JAMES HIPSAG	25.00		
05/01/2020	Payment Monies Received	2020-00000317	DONALD R PIGOTT	25.00		
05/01/2020	Payment Monies Received	2020-00000318	ROBERT R & SALLY A DEAN	25.00		
05/05/2020	Payment Monies Received	2020-00000322	HOWARD & LINDA BOYLE	25.00		
05/07/2020	Payment Monies Received	2020-00000327	HOOK SERVICES INC	25.00		
05/07/2020	Payment Monies Received	2020-00000328	R & T FENCE CO.	25.00		
05/12/2020	Payment Monies Received	2020-00000336	DAVID & ALEYA MCDOUGALD	25.00		
05/12/2020	Payment Monies Received	2020-00000337	THOMAS RESNICK	25.00		
05/14/2020	Payment Monies Received	2020-00000348	MICHAEL & IRIS BRUDER	25.00		
05/15/2020	Payment Monies Received	2020-00000351	JARED & ABBY DURIEUX	25.00		
05/20/2020	Payment Monies Received	2020-00000362	ANDRA FRESCURA	25.00		
05/21/2020	Payment Monies Received	2020-00000364	ALLWAYS VINYL	25.00		
05/22/2020	Payment Monies Received	2020-00000367	MITCHELL AND SAVANNA JARVIS	25.00		
05/26/2020	Payment Monies Received	2020-00000370	CHRISTOPHER SWANSIGER	25.00		
05/26/2020	Payment Monies Received	2020-00000372	R & T FENCE CO.	25.00		
05/27/2020	Payment Monies Received	2020-00000373	ROBERT C & ANITA A SIMMONS	25.00		
05/28/2020	Payment Monies Received	2020-00000378	JUSTIN A DUCHAINE	25.00		
05/29/2020	Payment Monies Received	2020-00000380	MARIA HAWES	25.00		
Permit Type ZONING-ZONING Addition				\$450.00		
RES-ZONING ADD - Residential Zoning Addition						
Date	Transaction Type	Permit Number	Issued To	Amount	Amount	
05/01/2020	Payment Monies Received	2020-00000311	BUKOVAC REAL ESTATE LLC	25.00		
05/05/2020	Payment Monies Received	2020-00000324	D & D HOME IMPROVEMENTS	25.00		
05/18/2020	Payment Monies Received	2020-00000359	DONALD R PIGOTT	25.00		
05/22/2020	Payment Monies Received	2020-00000332	KELLEY E MCGINNIS	25.00		
05/28/2020	Payment Monies Received	2020-00000376	CHRIS & CHRISTINE LONG	25.00		
Permit Type ZONING-ZONING Totals				125.00	.00	125.00
Grand Totals				\$575.00	\$0.00	\$575.00
				\$6,939.56	\$0.00	\$6,939.56

City of Kent  
**Case by Inspector Report**

Date Type: Open Date

From Date: 01/01/2023 - To Date: 01/31/2023

Case Type	Case Number	Status/Priority	Description	Case Date	Resolution Date	Open Period In Days	Reported By	Location
<b>Inspector:</b>		Paul Bauer						
BUILDING CODE	2023-00000019	Active	tankless hw install w/o permit	01/12/2023		19	Jason J. Revesz	1290 FAIRCHILD AVE KENT, OH 44240
PROPERTY MAINTENANCE	2023-00000027	Active	fence in disrepair; trash	01/18/2023		13	Mary Weaver	506 CUYAHOGA ST KENT, OH 44240
ZONING	2023-00000035	Active	temp sign w/o permit	01/25/2023		6	Bridget O. Susel	901 E MAIN ST KENT, OH 44240
TRASH-DEBRIS	2023-00000042	Active	trash on tree lawn	01/27/2023		4	Paul J. Bauer	540 HARRIS ST KENT, OH 44240
<b>Paul Bauer Totals:</b>		4 Case(s)						
<b>Inspector:</b>		Eric Helmstedter						
PROPERTY MAINTENANCE	2023-00000017	Active	Decking buckled	01/11/2023		20	Eric C. Helmstedter	207 UNIVERSITY DR KENT, OH 44240
ENGINEERING SITE	2023-00000023	Active	Gravel apron w/o permit	01/13/2023		18	Eric C. Helmstedter	550 LONGMERE DR KENT, OH 44240
ZONING-ROOMING HOUSE	2023-00000036	Active	3 unrelated per rp	01/26/2023		5	Terri Rasajan	615 S WATER ST KENT, OH 44240
<b>Eric Helmstedter Totals:</b>		3 Case(s)						
<b>Grand Totals :</b>		7 Case(s)						

**City of Kent  
Income Tax Division**

**January 31, 2023  
Income Tax Receipts Comparison - ( Excluding 0.25% Police Facility Receipts )**

**Monthly Cash Basis Receipts**

Total receipts for the month of January, 2023	\$	1,601,454
Total receipts for the month of January, 2022	\$	1,388,381
Total receipts for the month of January, 2021	\$	1,050,773

**Year-to-date Receipts and Percent of Total Annual Receipts Collected**

		<u>Year-to-date Actual</u>	<u>Percent of Annual</u>
Total receipts January 1 through January 31, 2023	\$	1,601,454	9.85%
Total receipts January 1 through January 31, 2022	\$	1,388,381	9.35%
Total receipts January 1 through January 30, 2021	\$	1,050,773	7.63%

**Year-to-date Receipts Through January 31, 2023 - Budget vs. Actual**

<u>Year</u>	<u>Annual Budgeted Receipts</u>	<u>Revised Budgeted Receipts</u>	<u>Year-to-date Actual Receipts</u>	<u>Percent Collected</u>	<u>Percent Remaining</u>
2023	\$ 16,266,667	\$ 16,266,667	\$ 1,601,454	9.85%	90.15%

**Comparisons of Total Annual Receipts for Previous Ten Years**

<u>Year</u>	<u>Total Cash Basis Receipts*</u>	<u>Change From Prior Year</u>	
2013	\$ 12,794,029	10.68%	* - Changed from accrual basis of accounting to a cash basis of accounting for RITA Income Tax in December, 2020. All years have been restated to be on a cash basis for RITA receipts to make this report comparable from year to year.
2014	12,733,226	-0.48%	
2015	14,579,500	14.50%	
2016	14,192,888	-2.65%	
2017	14,525,574	2.34%	
2018	14,297,948	-1.57%	
2019	14,855,372	3.90%	
2020	14,592,066	-1.77%	
2021	14,929,900	2.32%	
2022	16,645,865	11.49%	

Submitted by



, Director of Budget and Finance

**2023 CITY OF KENT, OHIO**  
**Comparison of Income Tax Receipts**  
**(Excluding 0.25% Police Facility Receipts)**  
**as of Month Ended January 31, 2023**

**Monthly Cash Basis Receipts**

<b>Month</b>	<b>Monthly Cash Basis Receipts</b>			<b>Comparisons</b>	
	<b>2021</b>	<b>2022</b>	<b>2023</b>	<b>Amount</b>	<b>Percent Change</b>
January	\$ 1,050,773	\$ 1,388,381	\$ 1,601,454	\$ 213,073	15.35%
February	1,274,642	1,337,345			
March	969,852	1,133,750			
April	1,165,005	1,389,808			
May	1,500,712	1,616,141			
June	1,483,710	1,481,074			
July	1,348,453	1,455,656			
August	1,099,319	1,138,884			
September	1,252,593	1,359,525			
October	1,220,898	1,588,594			
November	1,311,931	1,461,247			
December	1,252,012	1,295,459			
<b>Totals</b>	<b>\$ 14,929,900</b>	<b>\$ 16,645,865</b>	<b>\$ 1,601,454</b>	<b>\$ 213,073</b>	

**Year-to-Date Receipts**

<b>Month</b>	<b>Year-to-Date Receipts</b>			<b>Comparisons</b>	
	<b>2021</b>	<b>2022</b>	<b>2023</b>	<b>Amount</b>	<b>Percent Change</b>
January	\$ 1,050,773	\$ 1,388,381	\$ 1,601,454	\$ 213,073	15.35%
February	2,325,415	2,725,726			
March	3,295,267	3,859,476			
April	4,460,272	5,249,284			
May	5,960,984	6,865,425			
June	7,444,694	8,346,499			
July	8,793,147	9,802,156			
August	9,892,466	10,941,040			
September	11,145,059	12,300,565			
October	12,365,957	13,889,159			
November	13,677,888	15,350,406			
December	14,929,900	16,645,865			
<b>Totals</b>	<b>\$ 14,929,900</b>	<b>\$ 16,645,865</b>			

**2023 CITY OF KENT, OHIO**  
**Comparison of Income Tax Receipts from Kent State University**  
**(Excluding 0.25% Police Facility Receipts)**  
**as of Month Ended January 31, 2023**

<b>Monthly Receipts</b>				<b>Comparisons</b>	
<b>Month</b>	<b>2021</b>	<b>2022</b>	<b>2023</b>	<b>Amount</b>	<b>Percent Change</b>
January	\$ 423,565	\$ 447,488	\$ 461,437	\$ 13,949	3.12%
February	356,633	377,930	-		
March	389,676	414,055	-		
April	426,355	411,929	-		
May	391,324	409,234	-		
June	380,512	398,782	-		
July	389,573	372,753	-		
August	426,169	412,061	-		
September	347,881	337,710	-		
October	437,537	418,381	-		
November	424,833	423,977	-		
December	419,356	437,540	-		
<b>Totals</b>	<b>\$ 4,813,413</b>	<b>\$ 4,861,839</b>	<b>\$ 461,437</b>	<b>\$ 13,949</b>	
	32.24%	29.21%	28.81%		

<b>Year-to-Date Receipts</b>				<b>Comparisons</b>	
<b>Month</b>	<b>2021</b>	<b>2022</b>	<b>2023</b>	<b>Amount</b>	<b>Percent Change</b>
January	\$ 423,565	\$ 447,488	\$ 461,437	\$ 13,949	3.12%
February	780,198	825,418			
March	1,169,874	1,239,472			
April	1,596,229	1,651,401			
May	1,987,553	2,060,635			
June	2,368,064	2,459,417			
July	2,757,637	2,832,170			
August	3,183,806	3,244,231			
September	3,531,687	3,581,941			
October	3,969,224	4,000,322			
November	4,394,057	4,424,299			
December	4,813,413	4,861,839			
<b>Totals</b>	<b>\$ 4,813,413</b>	<b>\$ 4,861,839</b>			

**2023 CITY OF KENT, OHIO**  
**Comparison of Income Tax Receipts from Kent State University**  
**(Excluding 0.25% Police Facility Receipts)**

**Comparisons of Total Annual Receipts for Previous Ten Years**  
**Restated**

<b>Year</b>	<b>Total Cash Basis Receipts</b>	<b>Percent Change</b>
2013	\$ 4,585,623	4.85%
2014	4,707,945	2.67%
2015	4,910,519	4.30%
2016	5,042,140	2.68%
2017	5,137,920	1.90%
2018	5,167,455	0.57%
2019	5,150,394	-0.33%
2020	5,159,334	0.17%
2021	4,813,413	-6.70%
2022	4,861,839	1.01%



**2023 CITY OF KENT, OHIO**  
**Comparison of Income Tax Receipts**  
**Police Facility Dedicated Income Tax Receipts - 1/9 of Total ( 0.25% )**  
**as of Month Ended January 31, 2023**

<b>Monthly Receipts</b>				<b>Comparisons</b>	
<b>Month</b>	<b>2021</b>	<b>2022</b>	<b>2023</b>	<b>Amount</b>	<b>Percent Change</b>
January	\$ 131,347	\$ 173,548	\$ 200,182	\$ 26,634	15.35%
February	159,330	167,168	-		
March	121,232	141,719	-		
April	145,626	173,726	-		
May	187,589	202,018	-		
June	185,464	185,134	-		
July	168,557	181,957	-		
August	137,415	142,361	-		
September	156,574	169,941	-		
October	152,612	198,574	-		
November	163,991	182,656	-		
December	156,501	161,932	-		
<b>Totals</b>	<b>\$ 1,866,237</b>	<b>\$ 2,080,733</b>	<b>\$ 200,182</b>	<b>\$ 26,634</b>	

<b>Year-to-Date Receipts</b>				<b>Comparisons</b>	
<b>Month</b>	<b>2021</b>	<b>2022</b>	<b>2023</b>	<b>Amount</b>	<b>Percent Change</b>
January	\$ 131,347	\$ 173,548	\$ 200,182	\$ 26,634	15.35%
February	290,677	340,716			
March	411,908	482,435			
April	557,534	656,161			
May	745,123	858,178			
June	930,587	1,043,312			
July	1,099,143	1,225,269			
August	1,236,558	1,367,630			
September	1,393,132	1,537,571			
October	1,545,745	1,736,145			
November	1,709,736	1,918,801			
December	1,866,237	2,080,733			
<b>Totals</b>	<b>\$ 1,866,237</b>	<b>\$ 2,080,733</b>			

**2023 CITY OF KENT, OHIO**  
**Comparison of Total Income Tax Receipts - Including Police Facility Receipts**  
**as of Month Ended January 31, 2023**

<b>Monthly Receipts</b>				<b>Comparisons</b>	
<b>Month</b>	<b>2021</b>	<b>2022</b>	<b>2023</b>	<b>Amount</b>	<b>Percent Change</b>
January	\$ 1,182,119	\$ 1,561,928	\$ 1,801,636	\$ 239,707	15.35%
February	1,433,972	1,504,514	-		
March	1,091,084	1,275,469	-		
April	1,310,631	1,563,534	-		
May	1,688,301	1,818,159	-		
June	1,669,174	1,666,208	-		
July	1,517,010	1,637,613	-		
August	1,236,734	1,281,245	-		
September	1,409,167	1,529,465	-		
October	1,373,511	1,787,168	-		
November	1,475,922	1,643,903	-		
December	1,408,513	1,457,392	-		
<b>Totals</b>	<b>\$ 16,796,137</b>	<b>\$ 18,726,598</b>	<b>\$ 1,801,636</b>	<b>\$ 239,707</b>	

<b>Year-to-Date Receipts</b>				<b>Comparisons</b>	
<b>Month</b>	<b>2021</b>	<b>2022</b>	<b>2023</b>	<b>Amount</b>	<b>Percent Change</b>
January	\$ 1,182,119	\$ 1,561,928	\$ 1,801,636	\$ 239,707	15.35%
February	2,616,092	3,066,442			
March	3,707,175	4,341,911			
April	5,017,806	5,905,445			
May	6,706,107	7,723,604			
June	8,375,281	9,389,812			
July	9,892,291	11,027,425			
August	11,129,024	12,308,670			
September	12,538,191	13,838,136			
October	13,911,702	15,625,304			
November	15,387,624	17,269,206			
December	16,796,137	18,726,598			
<b>Totals</b>	<b>\$ 16,796,137</b>	<b>\$ 18,726,598</b>			



## KENT FIRE DEPARTMENT MONTHLY INCIDENT REPORT DECEMBER 2022

### FIRE INCIDENT RESPONSE INFORMATION

#### Summary of Fire Incident Alarms

	CURRENT PERIOD			YEAR TO DATE		
	2022	2021	2020	2022	2021	2020
City of Kent	86	70	38	898	795	669
Kent State University	41	28	8	380	198	96
Franklin Township	15	24	21	193	162	211
Sugar Bush Knolls	0	3	0	1	4	4
Mutual Aid Given	7	3	3	59	42	39
<b>Total Fire Incident Alarms</b>	<b>149</b>	<b>128</b>	<b>70</b>	<b>1531</b>	<b>1201</b>	<b>1019</b>

#### Summary of Mutual Aid Received by Location

City of Kent	4	0	1	14	8	12
Kent State University	1	0	0	1	0	0
Franklin Township	0	0	0	3	3	0
Sugar Bush Knolls	0	0	0	0	0	0
<b>Total Mutual Aid</b>	<b>5</b>	<b>0</b>	<b>1</b>	<b>18</b>	<b>11</b>	<b>12</b>

### EMERGENCY MEDICAL SERVICE RESPONSE INFORMATION

#### Summary of Emergency Medical Service Responses

	CURRENT PERIOD			YEAR TO DATE		
	2022	2021	2020	2022	2021	2020
City of Kent	266	303	242	2972	2900	2548
Kent State University	19	14	2	292	203	129
Franklin Township	62	66	35	633	631	511
Sugar Bush Knolls	0	2	2	12	25	12
Mutual Aid Given	10	3	6	55	48	35
<b>Total Emergency Medical Service Responses</b>	<b>357</b>	<b>388</b>	<b>287</b>	<b>3964</b>	<b>3807</b>	<b>3235</b>

#### Summary of Mutual Aid Received by Location

City of Kent	7	4	2	40	21	21
Kent State University	1	0	1	3	3	3
Franklin Township	1	1	0	4	7	2
Sugar Bush Knolls	0	0	0	0	0	0
<b>Total Mutual Aid</b>	<b>9</b>	<b>5</b>	<b>3</b>	<b>47</b>	<b>31</b>	<b>26</b>

#### TOTAL FIRE AND EMERGENCY MEDICAL SERVICE RESPONSE INCIDENTS

	<b>506</b>	<b>516</b>	<b>357</b>	<b>5495</b>	<b>5008</b>	<b>4254</b>
--	------------	------------	------------	-------------	-------------	-------------

#### TOTAL ALL RESPONSES, INCLUDING MUTUAL AID

	<b>520</b>	<b>521</b>	<b>361</b>	<b>5560</b>	<b>5050</b>	<b>4292</b>
--	------------	------------	------------	-------------	-------------	-------------

#### PARAMEDICINE PROGRAM RESPONSES\*

	9			77		
--	---	--	--	----	--	--

#### TOTAL ALL RESPONSES

	<b>529</b>			<b>5637</b>		
--	------------	--	--	-------------	--	--

\* The Paramedicine Program began responses in August 2022