


# NEW FLAG for the CITY OF KENT

Presented by the City Flag Committee

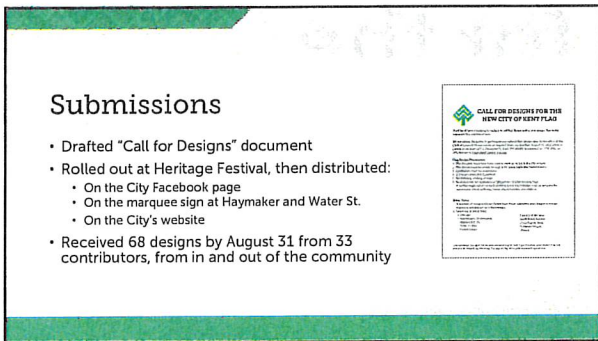




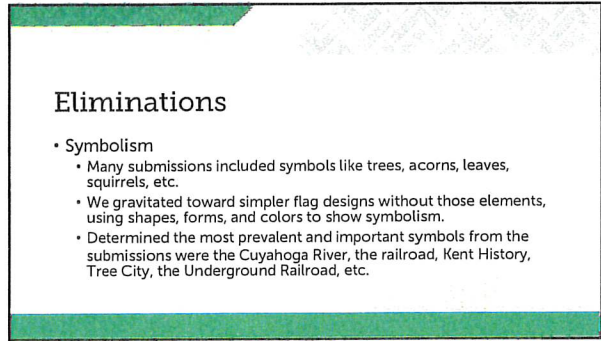
2



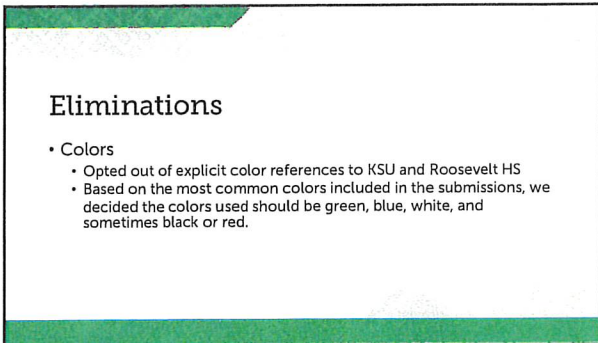
3



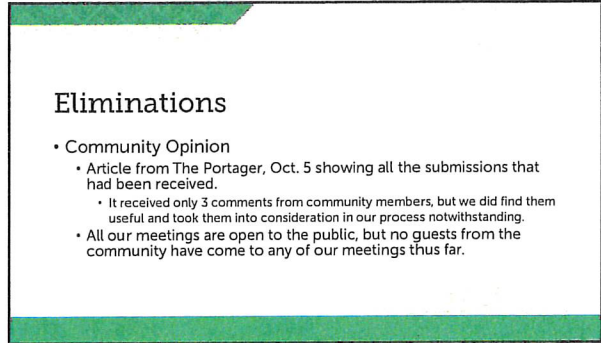
4



5




6



7

## Revisions

- After due consideration, we narrowed down the submissions to 3 strongest concepts
  - Discuss, vote, repeat.
- Collaborated on design variations for each
  - Color combinations, symbols, flag shapes
    - (rectangle, burgee, guidon – see to the right).
- Additions often complicated or took away from original design, but did sometimes result in a design we liked even better than the original.



8

## Final Flag Options

9 \*See next three pages for flag design options and their complete descriptions

## Next Steps

13

## Presenting to the Community

- Solidify roll-out planning at January 11 Meeting
- Requesting budget money for:
  - Display at the Kent Free Library (TBD)
    - Production of three flags
    - Signage
  - Promotion via flyers placed at local businesses and other venues
    - QR Code link to ranked-choice survey
- Survey administration to gather community input

14

## Presenting to the Community

- Potential media release via:
  - City Website
  - Press release to local area publications
  - City marquee at Haymaker and Water St.
  - City Facebook page
  - Other avenues TBD
    - Rotary, Chamber of Commerce, etc.

15



## NEW FLAG for the CITY OF KENT

Presented by the City Flag Committee

16



## OPTION A

- A **burgee-shaped flag** pays homage to the unique State of Ohio flag as well as a reference to the shape of the original flag of the city of Kent.
- The **simple, clean, "modernist" design** is meant to suggest Kent's goal of civic progress and forward-looking spirit. Informed by the past, we look for a bright and prosperous tomorrow. Present in the shape forms are the letter "K," as well as arrows that point toward a bright tomorrow.
- The **intersection** of four converging lines represents 4 segments of Kent history (Pre-settlement, settlement and canal era, railroad era, university founding) coming together to form the city we know and love today, as well as the idea that Kent is an intersection of cultures that come together to form one cohesive yet diverse community. It can also represent the convergence of the railroads, canal, and river in Kent.
- The **converging lines** intersect to form an **8-pointed star** in the negative space of the middle, symbolizing the north star (Drinking Gourd) as used on quilts as a guide symbol for runaway slaves finding their way to the north on the underground railroad. It also symbolizes the fact that Kent is and has been a model of progress, inclusion, diversity, and forward-thinking throughout the years that other communities can and should follow.

### COLORS

- **Blue:** Signifies determination, liberation, alertness and good fortune. The color itself symbolizes the Cuyahoga river and canal ways, a central piece of Kent's industrious past and now its charm and appeal in present day.
- **Green:** Often seen as a symbol of agricultural influence, as well as prosperity, fertility, youthfulness, and hope. It also serves to symbolize Kent's status as the original "Tree City."
- **White:** Seen as a symbol of peace, purity and harmony, as Kent has a history of seeking peace and harmony in not only its community, but the world at large.




## OPTION B

- A **burgee-shaped flag** pays homage to the unique State of Ohio flag as well as a reference to the shape of the original flag of the city of Kent.
- The **black triangle** points forward for progress and hope.
- **All three elements** unite to form a "K" for "Kent".

### COLORS

- **Green:** represents Kent's agricultural history, as well as prosperity, fertility, youthfulness, and hope. It also symbolizes Kent's status as the original "Tree City."
- **Blue:** symbolizes the Cuyahoga river, and is also a symbol of revitalization and resilience.
- **White:** Seen as a symbol of peace, purity and harmony. This represents Kent's role as a model for seeking reconciliation, peace, and harmony in not only its community, but the world at large.
- **Black:** Represents a bird silhouette, for the chimney swift, representing Kent's industrial history. Also serves to symbolize the black squirrel and the railroad.



## OPTION C

- A **burgee-shaped flag** pays homage to the unique State of Ohio flag as well as a reference to the shape of the original flag of the city of Kent.
- The **blue chevron** represents the "crooked" Cuyahoga River.
- The **two green chevrons** represent the initial settlements of Carthage and Franklin Mills, which united to form Kent. They are bisected by the blue chevron, symbolizing the way in which the river runs through the city of Kent. The way the green comes to a point, or the shape of a mound, also references the prehistoric mound builders who lived in the area.
- The **chevrons and negative space to their left** form the shape of a K.
- The **four red stars** pay homage to the unique State of Ohio flag in their orientation. Further, they represent 4 segments of Kent history (Pre-settlement, settlement and canal era, railroad era, university founding).

### COLORS

- **Blue:** Signifies determination, liberation, alertness and good fortune.
- **Green:** Often seen as a symbol of agricultural influence, as well as prosperity, fertility, youthfulness, and hope. It also serves to symbolize Kent's status as the "Tree City."
- **White:** Seen as a symbol of peace, purity and harmony, as Kent has a history of seeking peace and harmony in not only its community, but the world at large.
- **Red:** pays homage to the State flower and bird of Ohio (the carnation and the cardinal).

# KENT PARKS & RECREATION OPEN HOUSE

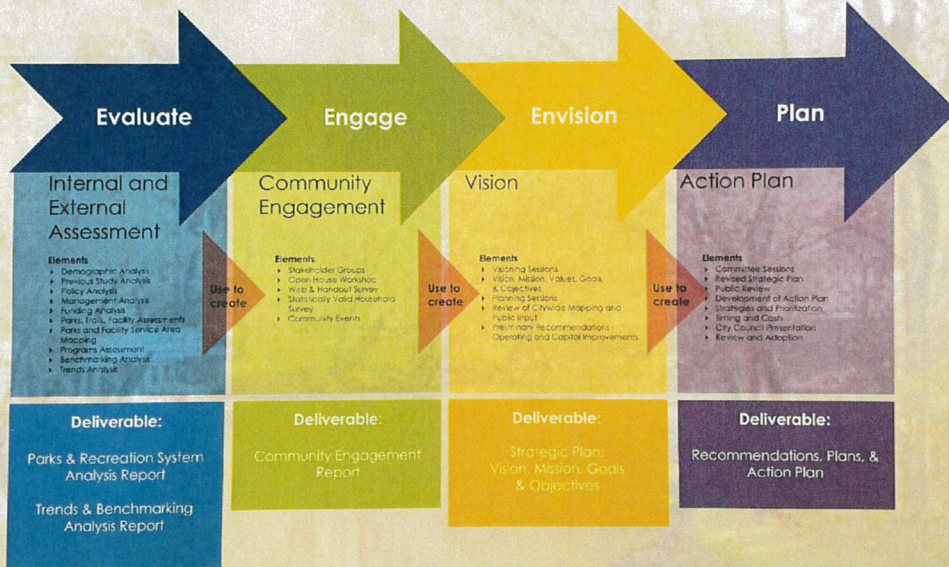


December 8th @ 6:00 - 8:00 PM



**ROY SMITH SHELTER HOUSE**  
601 Middlebury Road

## Planning Process





# CITY OF KENT, OHIO

---

## DEPARTMENT OF COMMUNITY DEVELOPMENT

DATE: November 29, 2022

TO: Dave Ruller, City Manager

FROM: Bridget Susel, Community Development Director *B.S.*

RE: Proposed Text Amendments to Zoning Code

---

The Community Development Department received an inquiry from a design professional hired by an existing business regarding adding a food service component to a microbrewery. The planning staff conducted research on the request and developed proposed Zoning Code text amendment language that was presented to the Planning Commission on October 4, 2022.

The current land use category of "microbrewery" is a conditionally permitted use in the "C-Commercial District" and in the "R-T-O: Research, Technology and Office Zoning District" (formerly known as "I-R: Industrial Research and Office District"). Microbreweries are a permitted use in the "I: Industrial District."

The proposed amendments to the City of Zoning Code will affect two different chapters, including:

- CHAPTER 1103: ZONING DISTRICTS, LAND USE, AND ZONING MAP
- CHAPTER 1105: CONDITIONS APPLICABLE TO SPECIFIC LAND USES

The specific amendments are attached for review and consideration. The blue text is the proposed new language, the red is language to be stricken, and the green and black text is existing Zoning Code language that will remain the same.

The Planning Commission voted unanimously in favor of recommending that the proposed amendments, as delineated in the attachment, be approved by Kent City Council.

I am respectfully requesting time at the December 7, 2022 Council Committee meeting to discuss the proposed amendments recommended by the Planning Commission in greater detail and to request Council approval, with emergency, to incorporate the amendments into the City's Zoning Code.



Please let me know if you require any additional information in order to add this item to the December 7, 2022 Land Use Committee agenda. Thank you.

Attachment

Cc: Hope Jones, Law Director  
Eric Fink, Assistant Law Director  
Tim Sahr, Development Engineer  
Kailyn Cyrus, Development Planner  
Amy Wilkens, Clerk of Council

The proposed text amendments listed below will allow for the establishment of the new land use category of “microbreweries, limited food service.”

SECTION 1103.07: TABLE OF LAND USES BY DISTRICT

						C			R-T-O	I	
Microbreweries; <del>Microbreweries, Limited Food Service (Drive-Thru Prohibited).</del>						C			C	P	<i>Error! Reference source not found.</i>

SECTION 1103.17: C: COMMERCIAL DISTRICT

(C) Conditionally Permitted Uses

19. Microbreweries; ~~Microbreweries, Limited Food Service~~

SECTION 1103.21: R-T-O: RESEARCH, TECHNOLOGY, AND OFFICE DISTRICT  
(formerly known as I-R: INDUSTRIAL RESEARCH AND OFFICE DISTRICT)

(C) Conditionally Permitted Uses

5. Microbreweries; ~~Microbreweries, Limited Food Service~~

SECTION 1103.22: I: INDUSTRIAL DISTRICT

(P) Permitted Principal Uses

6. Microbreweries; ~~Microbreweries, Limited Food Service~~

SECTION 1105.37: MICROBREWERY; MICROBREWERY, LIMITED FOOD SERVICE

(1) On site production of alcoholic beverages is required.

~~(2) Only microbreweries approved for a restaurant use may produce, prepare, serve, or sell food.~~

(2) Microbreweries that include an interior tap room, may provide limited food service, but such food service must be ancillary to the primary use of alcoholic beverage production. Ancillary is defined as no more than 30% of the available interior square footage be utilized for food preparation and service.

(3) Outdoor service areas must be located on the buildable area of the lot.

(4) Sale of alcoholic beverages is limited to only ~~to~~ what is produced on site.



**LAW DEPARTMENT MEMORANDUM  
KENT, OHIO**

To: Dave Ruller, City Manager  
From: Hope L. Jones, Law Director  
Date: November 30, 2022  
Re: Public Defender Contract Renewal

---

Mr. Ruller,

It is that time of year for the renewal of the Public Defender contract with Portage County for the calendar year 2023.

I request that legislation for the renewal of the contract be placed on the December 8, 2022 agenda for discussion by City Council in Committee. For your information, the City requests this contract to ensure that indigent criminal defendants receive the public defender's legal assistance.

Thank you.

Hope



CITY OF KENT, OHIO  
DEPARTMENT OF BUDGET AND FINANCE  
Rhonda C. Hall, CPA, Director

**To:** Dave Ruller, City Manager  
**From:** Rhonda C. Hall, CPA, Director of Budget and Finance  
**Date:** November 29, 2022  
**Re:** FY2023 Recommended Budget

---

Dave,

The Recommended Budget for 2023 has been distributed to Council with this memo. I would like to request approval of this budget by Council in order to be in compliance with Ohio Revised Code Section 5705.38, *Annual Appropriation Measure*, whereas on or about the first day of each fiscal year an appropriation measure is to be passed.

Thank you.



CITY OF KENT, OHIO  
DEPARTMENT OF BUDGET AND FINANCE  
Rhonda C. Hall, CPA, Director

**To:** Dave Ruller, City Manager  
**From:** Rhonda C. Hall, CPA, Director of Budget and Finance  
**Date:** November 29, 2022  
**Re:** FY2022 Appropriation Amendments, Transfers, and Advances

---

**The final appropriations amendment will reflect the remaining operating contingency funds as a separate item on the appropriations ordinance attachment. This will enable the transfer of contingency funds to either operating or personnel lines as needed.**

**I will continue to work with the Departments/Divisions during the next few weeks to resolve remaining or anticipated negative budget variances and would also request favorable consideration of any additional items that may be subsequently identified and included in the final appropriation amendment exhibit. I have included with this memo any requests that I have received thus far so that Council can see what changes will be, at a minimum, included in the Ordinance on the 21st.**

**Therefore, I am requesting Council approve amended appropriations for the December Council meeting.**



CITY OF KENT, OHIO  
DEPARTMENT OF BUDGET AND FINANCE  
Rhonda C. Hall, CPA, Director

**To:** Dave Ruller, City Manager  
**From:** Rhonda C. Hall, CPA, Director of Budget and Finance  
**Date:** November 29, 2022  
**Re:** FY2023 Recommended Budget

---

Dave,

The Recommended Budget for 2023 has been distributed to Council with this memo. I would like to request approval of this budget by Council in order to be in compliance with Ohio Revise Code Section 5705.38, *Annual Appropriation Measure*, whereas on or about the first day of each fiscal year an appropriation measure is to be passed.

Thank you.

A handwritten signature in blue ink that reads "Rhonda Hall".



CITY OF KENT, OHIO  
DEPARTMENT OF BUDGET AND FINANCE  
Rhonda C. Hall, CPA, Director

**To:** Dave Ruller, City Manager  
**From:** Rhonda C. Hall, CPA, Director of Budget and Finance  
**Date:** November 17, 2022  
**Re:** Then and Now Purchase Order Approval Request

---

Dave,

In accordance with Section 5705.41 (D) of the Ohio Revised Code the City must receive approval from Council for all Then and Now purchase orders in excess of \$3,000. This is the first year we have implemented the Then and Now purchase orders and thus the first time we are requesting such approval. Attached is the list of all Then and Now purchase orders that exceeded the threshold.

Thank you.

A handwritten signature in blue ink that reads "Rhonda Hall".

# Purchase Order Report

G/L Date Range 01/01/22 - 11/17/22

Sort by Department - Purchase Order Number

Summary Listing

Purchase Order	2022-00000847	G/L Date	03/04/2022	Amount	4,234.00
Description	PD-Service Contract for LiveScan Fingerprint Machine	Deliver by Date		Voided	.00
Department	01.102 Safety Department,Police Patrol/Investigation/Adm	Printed Date	03/14/2022	Discounted	.00
Vendor	2688 - ID Networks, Inc	Completed Date	03/18/2022	Expensed	4,234.00
Type	Then/Now	Expiration Date		Remaining	.00
Status	Complete			Encumbered	.00
Purchase Order	2022-00002023	G/L Date	09/06/2022	Amount	4,200.00
Description	PD-Tip411 Subscription (Nov 1, 2022-Oct 31, 2024)	Deliver by Date		Voided	.00
Department	01.102 Safety Department,Police Patrol/Investigation/Adm	Printed Date	09/08/2022	Discounted	.00
Vendor	4487 - Citizen Observer LLC	Completed Date	09/09/2022	Expensed	4,200.00
Type	Then/Now	Expiration Date		Remaining	.00
Status	Complete			Encumbered	.00
Purchase Order	2022-00000663	G/L Date	02/04/2022	Amount	3,534.54
Description	FD pumper vehicle repair	Deliver by Date		Voided	.00
Department	01.108 Safety Department,Fire Services/Prevention/EMS	Printed Date	02/07/2022	Discounted	.00
Vendor	2160 - Fallsway Equipment Co.	Completed Date	02/18/2022	Expensed	3,534.54
Type	Then/Now	Expiration Date		Remaining	.00
Status	Complete			Encumbered	.00
Purchase Order	2022-00001067	G/L Date	04/06/2022	Amount	5,925.15
Description	FD 2022 support for Hazardous materials team	Deliver by Date		Voided	.00
Department	01.108 Safety Department,Fire Services/Prevention/EMS	Printed Date	04/07/2022	Discounted	.00
Vendor	1487 - Portage County Hazmat Team	Completed Date	04/15/2022	Expensed	5,925.15
Type	Then/Now	Expiration Date		Remaining	.00
Status	Complete			Encumbered	.00
Purchase Order	2022-00001238	G/L Date	05/05/2022	Amount	4,000.00
Description	FD fire rated door and installation of it	Deliver by Date		Voided	.00
Department	01.108 Safety Department,Fire Services/Prevention/EMS	Printed Date	05/06/2022	Discounted	.00
Vendor	3624 - Deckmaster Construction Inc.	Completed Date	05/27/2022	Expensed	4,000.00



# Purchase Order Report

G/L Date Range 01/01/22 - 11/17/22  
 Sort by Department - Purchase Order Number  
 Summary Listing

Type	Then/Now	Expiration Date	Remaining	.00	
Status	Complete		Encumbered	.00	
Purchase Order	2022-00001683	G/L Date	07/12/2022	Amount	6,930.00
Description	FD HVAC maintenance service	Deliver by Date		Voided	.00
Department	01.108 Safety Department,Fire Services/Prevention/EMS	Printed Date	07/14/2022	Discounted	.00
Vendor	4917 - SPEC HVAC, LLC	Completed Date		Expensed	4,620.00
Type	Then/Now	Expiration Date		Remaining	2,310.00
Purchase Order	2022-00001774	G/L Date	07/28/2022	Amount	3,582.25
Description	FD install receiver/replace hose in bay vehicle exhaust system	Deliver by Date		Voided	.00
Department	01.108 Safety Department,Fire Services/Prevention/EMS	Printed Date	07/29/2022	Discounted	.00
Vendor	4156 - Rossman Enterprises, Inc./MagneGrip	Completed Date	08/05/2022	Expensed	3,582.25
Type	Then/Now	Expiration Date		Remaining	.00
Status	Complete		Encumbered	.00	
Purchase Order	2022-00002138	G/L Date	09/20/2022	Amount	3,353.71
Description	Equity Specialist for Jan-March WFD Grant	Deliver by Date		Voided	.00
Department	02.202 Board of Health,Sanitation & Inspections	Printed Date	09/27/2022	Discounted	.00
Vendor	4510 - Dejulius, Angela Jane	Completed Date	09/30/2022	Expensed	3,353.71
Type	Then/Now	Expiration Date		Remaining	.00
Status	Complete		Encumbered	.00	
Purchase Order	2022-00000428	G/L Date	01/11/2022	Amount	50,000.00
Description	CD - 545 Franklin Rehab (CHIP/CDBG Hometown)	Deliver by Date		Voided	2,100.00
Department	04.402 Community Development Department,Zoning & Building Inspection	Printed Date	01/20/2022	Discounted	.00
Vendor	4387 - Ellsworth/Catastrophe Response Team LLC, Tim	Completed Date	04/29/2022	Expensed	47,900.00
Type	Then/Now	Expiration Date		Remaining	.00
Status	Complete		Encumbered	.00	
Purchase Order	2022-00000430	G/L Date	01/11/2022	Amount	50,000.00

# Purchase Order Report

G/L Date Range 01/01/22 - 11/17/22

Sort by Department - Purchase Order Number

Summary Listing

Description	CD - 932 Hudson Rehab	Deliver by Date		Voided	.00
Department	04.402 Community Development Department,Zoning & Building Inspection	Printed Date	01/20/2022	Discounted	.00
Vendor	4387 - Ellsworth/Catastrophe Response Team LLC, Tim	Completed Date	04/29/2022	Expensed	47,875.00
Type	Then/Now	Expiration Date		Remaining	.00
Status	Complete			Encumbered	.00
Purchase Order	2022-00001378	G/L Date	05/25/2022	Amount	6,215.07
Description	CD - Replacement check due to fraudulent activity (P.O. 21-2166)	Deliver by Date		Voided	.00
Department	04.402 Community Development Department,Zoning & Building Inspection	Printed Date	05/25/2022	Discounted	.00
Vendor	1130 - Brownfield Restoration Group LLC	Completed Date	05/27/2022	Expensed	6,215.07
Type	Then/Now	Expiration Date		Remaining	.00
Status	Complete			Encumbered	.00
Purchase Order	2022-00001753	G/L Date	07/26/2022	Amount	331,000.00
Description	CD - Triangle Cleaners ODOB Brownfield Remediation Program	Deliver by Date		Voided	.00
Department	04.402 Community Development Department,Zoning & Building Inspection	Printed Date	07/28/2022	Discounted	.00
Vendor	1130 - Brownfield Restoration Group LLC	Completed Date		Expensed	21,585.31
Type	Then/Now	Expiration Date		Remaining	309,414.69
Status	Open			Encumbered	309,414.69
Purchase Order	2022-00001764	G/L Date	07/27/2022	Amount	4,430.00
Description	CD - Development Planner Intern	Deliver by Date		Voided	.00
Department	04.402 Community Development Department,Zoning & Building Inspection	Printed Date	07/29/2022	Discounted	.00
Vendor	1595 - Ryan Alternative Staffing Inc	Completed Date	08/26/2022	Expensed	4,430.00
Type	Then/Now	Expiration Date		Remaining	.00
Status	Complete			Encumbered	.00
Purchase Order	2022-00002352	G/L Date	10/31/2022	Amount	4,200.00
Description	CD - Census Report Consultant	Deliver by Date		Voided	.00
Department	04.402 Community Development Department,Zoning & Building Inspection	Printed Date	11/01/2022	Discounted	.00
Vendor	4974 - Heckman, Heather	Completed Date		Expensed	1,200.00
Type	Then/Now	Expiration Date		Remaining	3,000.00

# Purchase Order Report

G/L Date Range 01/01/22 - 11/17/22  
 Sort by Department - Purchase Order Number  
 Summary Listing

Status	Open			Encumbered	3,000.00
Purchase Order	2022-00000809	G/L Date	02/28/2022	Amount	5,064.00
Description	Station II Roof Repairs	Deliver by Date		Voided	.00
Department	05 Public Services Department	Printed Date	03/01/2022	Discounted	.00
Vendor	4440 - Staley Technologies, Inc.	Completed Date		Expensed	4,681.00
Type	Then/Now	Expiration Date		Remaining	383.00
Status	Open			Encumbered	383.00
Purchase Order	2022-00000870	G/L Date	03/08/2022	Amount	4,575.00
Description	Fire Station 2 Building Addition & Roof Alterations (cabling)	Deliver by Date		Voided	.00
Department	05 Public Services Department	Printed Date	03/21/2022	Discounted	.00
Vendor	4798 - Huffman/Huffman Information Tech Svcs, Ashley	Completed Date	03/25/2022	Expensed	4,575.00
Type	Then/Now	Expiration Date		Remaining	.00
Status	Complete			Encumbered	.00
Purchase Order	2022-00002158	G/L Date	09/23/2022	Amount	7,833.98
Description	New plow for WR119	Deliver by Date		Voided	.00
Department	05.503 Public Services Department,Water Reclamation Plant	Printed Date	09/27/2022	Discounted	.00
Vendor	1890 - Best Truck Equipment Inc	Completed Date	10/07/2022	Expensed	7,833.98
Type	Then/Now	Expiration Date		Remaining	.00
Status	Complete			Encumbered	.00
Purchase Order	2022-00001808	G/L Date	08/03/2022	Amount	3,042.99
Description	CM Annual Inspections	Deliver by Date		Voided	.00
Department	05.560 Public Services Department,Central Maintenance Division	Printed Date	08/11/2022	Discounted	.00
Vendor	4497 - CFP Holding Co., LLC/CertaSite, LLC	Completed Date	08/12/2022	Expensed	3,042.99
Type	Then/Now	Expiration Date		Remaining	.00
Status	Complete			Encumbered	.00

# Purchase Order Report

G/L Date Range 01/01/22 - 11/17/22  
 Sort by Department - Purchase Order Number  
 Summary Listing

Purchase Order	2022-00002061	G/L Date	09/12/2022	Amount	18,232.58
Description	CM State Route 261 Storm Repairs	Deliver by Date		Voided	.00
Department	05.560 Public Services Department,Central Maintenance Division	Printed Date	10/04/2022	Discounted	.00
Vendor	1272 - Kenmore Construction	Completed Date	10/07/2022	Expensed	18,232.58
Type	Then/Now	Expiration Date		Remaining	.00
Status	Complete			Encumbered	.00
Purchase Order	2022-00001318	G/L Date	05/19/2022	Amount	98,532.24
Description	Project Representative Services during Construction Phase	Deliver by Date		Voided	.00
Department	05.711 Public Services Department,Engineering Division	Printed Date	05/23/2022	Discounted	.00
Vendor	1147 - CTI Engineers, Inc	Completed Date		Expensed	75,133.74
Type	Then/Now	Expiration Date		Remaining	23,398.50
Status	Open			Encumbered	23,398.50
Purchase Order	2022-00002411	G/L Date	11/08/2022	Amount	4,982.73
Description	Repairs to '20 Chevy Colorado (Pat's truck)	Deliver by Date		Voided	.00
Department	05.711 Public Services Department,Engineering Division	Printed Date	11/08/2022	Discounted	.00
Vendor	1289 - Klaben Ford Lincoln, Inc	Completed Date	11/10/2022	Expensed	4,982.73
Type	Then/Now	Expiration Date		Remaining	.00
Status	Complete			Encumbered	.00
Purchase Order	2022-00000475	G/L Date	01/12/2022	Amount	13,177.91
Description	Fuel purchases in 2021	Deliver by Date		Voided	.00
Department	07.708 Budget & Finance Department,Financial Admin.	Printed Date	01/12/2022	Discounted	.00
Vendor	2229 - Cuyahoga Landmark Inc	Completed Date	01/14/2022	Expensed	13,177.91
Type	Then/Now	Expiration Date		Remaining	.00
Status	Complete			Encumbered	.00
Purchase Order	2022-00000488	G/L Date	01/13/2022	Amount	7,380.99
Description	Fuel purchased in Dec 2021	Deliver by Date		Voided	.00
Department	07.708 Budget & Finance Department,Financial Admin.	Printed Date	01/13/2022	Discounted	.00

# Purchase Order Report

G/L Date Range 01/01/22 - 11/17/22  
 Sort by Department - Purchase Order Number  
 Summary Listing

Vendor	2229 - Cuyahoga Landmark Inc	Completed Date	01/14/2022	Expensed	7,380.99
Type	Then/Now	Expiration Date		Remaining	.00
Status	Complete			Encumbered	.00
Purchase Order	2022-00000733	G/L Date	02/15/2022	Amount	3,731.47
Description	2021 First Half Property Taxes 252-266 N. Water St.	Deliver by Date		Voided	.00
Department	07.708 Budget & Finance Department,Financial Admin.	Printed Date	02/15/2022	Discounted	.00
Vendor	2409 - Downtown Kent Corporation	Completed Date	02/18/2022	Expensed	3,731.47
Type	Then/Now	Expiration Date		Remaining	.00
Status	Complete			Encumbered	.00
Purchase Order	2022-00001157	G/L Date	04/20/2022	Amount	20,000.00
Description	Temp for the Utility Billing dept	Deliver by Date		Voided	.00
Department	07.708 Budget & Finance Department,Financial Admin.	Printed Date	04/20/2022	Discounted	.00
Vendor	1595 - Ryan Alternative Staffing Inc	Completed Date	09/23/2022	Expensed	18,254.01
Type	Then/Now	Expiration Date		Remaining	.00
Status	Complete			Encumbered	.00
Purchase Order	2022-00002258	G/L Date	10/10/2022	Amount	3,165.40
Description	86,000 Custom Forms, 70,000 #10 dual envelopes	Deliver by Date		Voided	.00
Department	07.708 Budget & Finance Department,Financial Admin.	Printed Date	10/10/2022	Discounted	.00
Vendor	1650 - Smartbill, LTD	Completed Date	10/14/2022	Expensed	3,165.40
Type	Then/Now	Expiration Date		Remaining	.00
Status	Complete			Encumbered	.00
Purchase Order	2022-00002318	G/L Date	10/24/2022	Amount	4,050.00
Description	CMO - Old GovQA Software support fee	Deliver by Date		Voided	.00
Department	09 City Manager	Printed Date	10/26/2022	Discounted	.00
Vendor	4359 - Granicus, LLC	Completed Date	11/10/2022	Expensed	4,050.00
Type	Then/Now	Expiration Date		Remaining	.00
Status	Complete			Encumbered	.00

**City of Kent  
Income Tax Division**

**October 31, 2022  
Income Tax Receipts Comparison - ( Excluding 0.25% Police Facility Receipts )**

**Monthly Cash Basis Receipts**

Total receipts for the month of	October, 2022	\$ 1,588,594
Total receipts for the month of	October, 2021	\$ 1,220,898 *
Total receipts for the month of	October, 2020	\$ 1,101,184 *
Total receipts for the month of	October, 2019	\$ 1,257,232 *

**Year-to-date Receipts and Percent of Total Annual Receipts Collected**

	<u>Year-to-date Actual</u>	<u>Percent of Annual</u>
Total receipts January 1 through	October 31, 2022	\$ 13,889,159 93.56%
Total receipts January 1 through	October 31, 2021	\$ 12,365,957 * 89.75%
Total receipts January 1 through	October 31, 2020	\$ 12,300,709 * 82.86%
Total receipts January 1 through	October 31, 2019	\$ 12,568,100 * 87.28%

**Year-to-date Receipts Through October 31, 2022 - Budget vs. Actual**

<u>Year</u>	<u>Annual Budgeted Receipts</u>	<u>Revised Budgeted Receipts</u>	<u>Year-to-date Actual Receipts</u>	<u>Percent Collected</u>	<u>Percent Remaining</u>
2022	\$ 14,844,444	\$ 14,844,444	\$ 13,889,159	93.56%	6.44%

**Comparisons of Total Annual Receipts for Previous Ten Years**

<u>Year</u>	<u>Total Cash Basis Receipts*</u>	<u>Change From Prior Year</u>	
2012	\$ 11,559,304	7.22%	* - Changed from accrual basis of accounting to a cash basis of accounting for RITA Income Tax in December, 2020. All years have been restated to be on a cash basis for RITA receipts to make this report comparable from year to year.
2013	12,794,029	10.68%	
2014	12,733,226	-0.48%	
2015	14,579,500	14.50%	
2016	14,192,888	-2.65%	
2017	14,525,574	2.34%	
2018	14,297,948	-1.57%	
2019	14,855,372	3.90%	
2020	14,592,066	-1.77%	
2021	14,929,900	2.32%	

Submitted by



, Director of Budget and Finance

**2022 CITY OF KENT, OHIO**  
**Comparison of Income Tax Receipts**  
**(Excluding 0.25% Police Facility Receipts)**  
**as of Month Ended October 31, 2022**

<b>Monthly Cash Basis Receipts</b>				<b>Comparisons</b>	
<b>Month</b>	<b>Restated 2020</b>	<b>2021</b>	<b>2022</b>	<b>Amount</b>	<b>Percent Change</b>
January	\$ 1,279,211	\$ 1,050,773	\$ 1,388,381	\$ 337,608	32.13%
February	1,308,836	1,274,642	1,337,345	62,703	4.92%
March	1,203,180	969,852	1,133,750	163,898	16.90%
April	1,188,622	1,165,005	1,389,808	224,803	19.30%
May	1,322,143	1,500,712	1,616,141	115,430	7.69%
June	1,055,625	1,483,710	1,481,074	(2,636)	-0.18%
July	1,173,187	1,348,453	1,455,656	107,203	7.95%
August	1,380,013	1,099,319	1,138,884	39,566	3.60%
September	1,288,708	1,252,593	1,359,525	106,932	8.54%
October	1,101,184	1,220,898	1,588,594	367,695	30.12%
November	1,126,648	1,311,931	-		
December	1,164,709	1,252,012	-		
<b>Totals</b>	<b>\$ 14,592,066</b>	<b>\$ 14,929,900</b>	<b>\$ 13,889,159</b>	<b>\$ 1,523,201</b>	

<b>Year-to-Date Receipts</b>				<b>Comparisons</b>	
<b>Month</b>	<b>Restated 2020</b>	<b>2021</b>	<b>2022</b>	<b>Amount</b>	<b>Percent Change</b>
January	\$ 1,279,211	\$ 1,050,773	\$ 1,388,381	\$ 337,608	32.13%
February	2,588,047	2,325,415	2,725,726	400,311	17.21%
March	3,791,228	3,295,267	3,859,476	564,209	17.12%
April	4,979,850	4,460,272	5,249,284	789,012	17.69%
May	6,301,993	5,960,984	6,865,425	904,441	15.17%
June	7,357,618	7,444,694	8,346,499	901,805	12.11%
July	8,530,805	8,793,147	9,802,156	1,009,009	11.47%
August	9,910,818	9,892,466	10,941,040	1,048,574	10.60%
September	11,199,525	11,145,059	12,300,565	1,155,506	10.37%
October	12,300,709	12,365,957	13,889,159	1,523,201	12.32%
November	13,427,357	13,677,888			
December	14,592,066	14,929,900			
<b>Totals</b>	<b>\$ 14,592,066</b>	<b>\$ 14,929,900</b>			

**2022 CITY OF KENT, OHIO**  
**Comparison of Income Tax Receipts from Kent State University**  
**(Excluding 0.25% Police Facility Receipts)**  
**as of Month Ended October 31, 2022**

Month	Monthly Receipts			Comparisons	
	Restated 2020	2021	2022	Amount	Percent Change
January	\$ 449,516	\$ 423,565	\$ 447,488	\$ 23,923	5.65%
February	453,874	356,633	377,930	21,297	5.97%
March	443,892	389,676	414,055	24,378	6.26%
April	443,272	426,355	411,929	(14,426)	-3.38%
May	437,024	391,324	409,234	17,910	4.58%
June	422,147	380,512	398,782	18,270	4.80%
July	393,430	389,573	372,753	(16,820)	-4.32%
August	524,200	426,169	412,061	(14,108)	-3.31%
September	356,301	347,881	337,710	(10,170)	-2.92%
October	404,529	437,537	418,381	(19,156)	-4.38%
November	420,605	424,833	-		
December	410,545	419,356	-		
Totals	<u>\$ 5,159,334</u>	<u>\$ 4,813,413</u>	<u>\$ 4,000,322</u>	<u>\$ 31,098</u>	
% of Total	31.43%	28.66%	25.60%		

Month	Year-to-Date Receipts			Comparisons	
	Restated 2020	2021	2022	Amount	Percent Change
January	\$ 449,516	\$ 423,565	\$ 447,488	\$ 23,923	5.65%
February	903,390	780,198	825,418	45,220	5.80%
March	1,347,282	1,169,874	1,239,472	69,598	5.95%
April	1,790,555	1,596,229	1,651,401	55,173	3.46%
May	2,227,579	1,987,553	2,060,635	73,082	3.68%
June	2,649,726	2,368,064	2,459,417	91,352	3.86%
July	3,043,155	2,757,637	2,832,170	74,533	2.70%
August	3,567,355	3,183,806	3,244,231	60,425	1.90%
September	3,923,656	3,531,687	3,581,941	50,254	1.42%
October	4,328,185	3,969,224	4,000,322	31,098	0.78%
November	4,748,789	4,394,057			
December	5,159,334	4,813,413			
Totals	<u>\$ 5,159,334</u>	<u>\$ 4,813,413</u>			



**2022 CITY OF KENT, OHIO**  
**Comparison of Income Tax Receipts from Kent State University**  
**(Excluding 0.25% Police Facility Receipts)**

**Comparisons of Total Annual Receipts for Previous Ten Years**  
**Restated**

<b>Year</b>	<b>Total Cash Basis Receipts</b>	<b>Percent Change</b>
2012	\$ 4,373,568	2.72%
2013	4,585,623	4.85%
2014	4,707,945	2.67%
2015	4,910,519	4.30%
2016	5,042,140	2.68%
2017	5,137,920	1.90%
2018	5,167,455	0.57%
2019	5,150,394	-0.33%
2020	5,159,334	0.17%
2021	4,813,413	-6.70%

**2022 CITY OF KENT, OHIO**  
**Comparison of Income Tax Receipts**  
**Police Facility Dedicated Income Tax Receipts - 1/9 of Total ( 0.25% )**  
**as of Month Ended October 31, 2022**

<b>Monthly Receipts</b>				<b>Comparisons</b>	
<b>Month</b>	<b>Restated 2020</b>	<b>2021</b>	<b>2022</b>	<b>Amount</b>	<b>Percent Change</b>
January	\$ 159,901	\$ 131,347	\$ 173,548	\$ 42,201	32.13%
February	163,604	159,330	167,168	7,838	4.92%
March	150,398	121,232	141,719	20,487	16.90%
April	148,578	145,626	173,726	28,100	19.30%
May	165,268	187,589	202,018	14,429	7.69%
June	131,953	185,464	185,134	(329)	-0.18%
July	146,648	168,557	181,957	13,400	7.95%
August	172,502	137,415	142,361	4,946	3.60%
September	161,088	156,574	169,941	13,366	8.54%
October	137,648	152,612	198,574	45,962	30.12%
November	140,831	163,991	-		
December	145,589	156,501	-		
<b>Totals</b>	<b>\$ 1,824,008</b>	<b>\$ 1,866,237</b>	<b>\$ 1,736,145</b>	<b>\$ 190,400</b>	

<b>Year-to-Date Receipts</b>				<b>Comparisons</b>	
<b>Month</b>	<b>Restated 2020</b>	<b>2021</b>	<b>2022</b>	<b>Amount</b>	<b>Percent Change</b>
January	\$ 159,901	\$ 131,347	\$ 173,548	\$ 42,201	32.13%
February	323,506	290,677	340,716	50,039	17.21%
March	473,903	411,908	482,435	70,526	17.12%
April	622,481	557,534	656,161	98,626	17.69%
May	787,749	745,123	858,178	113,055	15.17%
June	919,702	930,587	1,043,312	112,726	12.11%
July	1,066,351	1,099,143	1,225,269	126,126	11.47%
August	1,238,852	1,236,558	1,367,630	131,072	10.60%
September	1,399,941	1,393,132	1,537,571	144,438	10.37%
October	1,537,589	1,545,745	1,736,145	190,400	12.32%
November	1,678,420	1,709,736			
December	1,824,008	1,866,237			
<b>Totals</b>	<b>\$ 1,824,008</b>	<b>\$ 1,866,237</b>			

**2022 CITY OF KENT, OHIO**  
**Comparison of Total Income Tax Receipts - Including Police Facility Receipts**  
as of Month Ended **October 31, 2022**

<b>Monthly Receipts</b>				<b>Comparisons</b>	
<b>Month</b>	<b>Restated 2020</b>	<b>2021</b>	<b>2022</b>	<b>Amount</b>	<b>Percent Change</b>
January	\$ 1,439,113	\$ 1,182,119	\$ 1,561,928	\$ 379,809	32.13%
February	1,472,440	1,433,972	1,504,514	70,541	4.92%
March	1,353,578	1,091,084	1,275,469	184,385	16.90%
April	1,337,200	1,310,631	1,563,534	252,903	19.30%
May	1,487,411	1,688,301	1,818,159	129,858	7.69%
June	1,187,578	1,669,174	1,666,208	(2,965)	-0.18%
July	1,319,835	1,517,010	1,637,613	120,604	7.95%
August	1,552,514	1,236,734	1,281,245	44,511	3.60%
September	1,449,796	1,409,167	1,529,465	120,298	8.54%
October	1,238,832	1,373,511	1,787,168	413,657	30.12%
November	1,267,479	1,475,922	-		
December	1,310,298	1,408,513	-		
<b>Totals</b>	<b>\$ 16,416,075</b>	<b>\$ 16,796,137</b>	<b>\$ 15,625,304</b>	<b>\$ 1,713,601</b>	

<b>Year-to-Date Receipts</b>				<b>Comparisons</b>	
<b>Month</b>	<b>Restated 2020</b>	<b>2021</b>	<b>2022</b>	<b>Amount</b>	<b>Percent Change</b>
January	\$ 1,439,113	\$ 1,182,119	\$ 1,561,928	\$ 379,809	32.13%
February	2,911,553	2,616,092	3,066,442	450,350	17.21%
March	4,265,131	3,707,175	4,341,911	634,735	17.12%
April	5,602,332	5,017,806	5,905,445	887,638	17.69%
May	7,089,743	6,706,107	7,723,604	1,017,497	15.17%
June	8,277,320	8,375,281	9,389,812	1,014,531	12.11%
July	9,597,155	9,892,291	11,027,425	1,135,135	11.47%
August	11,149,670	11,129,024	12,308,670	1,179,646	10.60%
September	12,599,466	12,538,191	13,838,136	1,299,944	10.37%
October	13,838,298	13,911,702	15,625,304	1,713,601	12.32%
November	15,105,777	15,387,624			
December	16,416,075	16,796,137			
<b>Totals</b>	<b>\$ 16,416,075</b>	<b>\$ 16,796,137</b>			

**City of Kent**  
**RITA Income Tax Analysis by Month compared to the Prior Year**  
**By Category Collected**

**2022 with change from 2021 - Cash Basis**

Calendar Month	Withholding	Change	% Change	Individual	Change	% Change	Net Profit	Change	% Change	Total	Change	% Change
Jan	\$ 1,281,803.30	\$ 234,412.09	22.38%	\$ 125,788.27	\$ 70,735.46	128.49%	\$ 121,042.96	\$ 69,325.54	134.05%	\$ 1,528,634.53	\$ 374,473.09	32.45%
Feb	1,232,196.91	53,193.54	4.51%	127,943.20	(21,623.62)	-14.46%	75,732.76	15,848.09	26.46%	1,435,872.87	47,418.01	3.42%
March	1,168,725.05	118,538.09	11.29%	58,292.66	5,862.01	11.18%	13,867.23	59,978.91	-130.07%	1,240,884.94	184,379.01	17.45%
April	1,186,612.25	150,242.78	14.50%	135,213.21	(5,811.31)	-4.12%	199,780.97	108,685.64	119.31%	1,521,606.43	253,117.11	19.95%
May	1,175,856.17	(110,616.57)	-8.60%	346,859.07	147,851.32	74.29%	263,112.24	88,304.11	50.51%	1,785,827.48	125,538.86	7.56%
June	1,243,815.17	106,274.00	9.34%	121,485.87	(154,564.94)	-55.99%	170,972.54	3,732.57	2.23%	1,536,273.58	(44,558.37)	-2.82%
July	1,282,659.12	203,324.58	18.84%	192,129.23	(75,176.44)	-28.12%	134,565.89	(8,658.66)	-6.05%	1,609,354.24	119,489.48	8.02%
August	1,090,694.93	13,255.50	1.23%	96,590.24	(924.05)	-0.95%	48,972.22	29,573.20	152.45%	1,236,257.39	41,904.65	3.51%
Sept	1,262,597.16	23,472.09	1.89%	117,683.45	6,357.71	5.71%	94,888.12	80,655.79	566.71%	1,475,168.73	110,485.59	8.10%
Oct	1,278,890.12	305,492.75	31.38%	155,710.81	(23,119.22)	-12.93%	168,682.35	(12,927.38)	-7.12%	1,603,283.28	269,446.15	20.20%
Nov			0.00%			0.00%			0.00%	-		0.00%
Dec			0.00%			0.00%			0.00%	-		0.00%
	<u>\$ 12,203,850.18</u>	<u>\$ 1,097,588.85</u>	<u>8.12%</u>	<u>\$ 1,477,696.01</u>	<u>\$ (50,413.08)</u>	<u>-2.86%</u>	<u>\$ 1,291,617.28</u>	<u>\$ 434,517.81</u>	<u>44.73%</u>	<u>\$ 14,973,163.47</u>	<u>\$ 1,481,693.58</u>	<u>9.12%</u>
							Check			<u>\$ 14,973,163.47</u>	<u>\$ 1,481,693.58</u>	

**City of Kent**  
**RITA Income Tax Analysis by Month compared to the Prior Year**  
**By Category Collected**

**2021 with change from 2020 - Cash Basis**

Calendar Month	Withholding	Change	% Change	Individual	Change	% Change	Net Profit	Change	% Change	Total	Change	% Change
Jan	\$ 1,047,391.21	\$ (163,677.07)	-13.52%	\$ 55,052.81	\$ (10,630.05)	-16.18%	\$ 51,717.42	\$ (83,002.91)	-61.61%	\$ 1,154,161.44	\$ (257,310.03)	-18.23%
Feb	1,179,003.37	(68,297.44)	-5.48%	149,566.82	26,655.25	21.69%	59,884.67	30,358.15	102.82%	1,388,454.86	(11,284.04)	-0.81%
March	1,050,186.96	(152,131.53)	-12.65%	52,430.65	(38,954.46)	-42.63%	(46,111.68)	(77,939.82)	-244.88%	1,056,505.93	(269,025.81)	-20.30%
April	1,036,369.47	(26,012.30)	-2.45%	141,024.52	6,829.65	5.09%	91,095.33	(23,284.13)	-20.36%	1,268,489.32	(42,466.78)	-3.24%
May	1,286,472.74	87,103.22	7.26%	199,007.75	34,980.38	21.33%	174,808.13	93,313.34	114.50%	1,660,288.62	215,396.94	14.91%
June	1,137,541.17	82,531.11	7.82%	276,050.81	191,360.68	225.95%	167,239.97	155,056.99	1272.73%	1,580,831.95	428,948.78	37.24%
July	1,079,334.54	13,683.45	1.28%	267,305.67	160,124.88	149.40%	143,224.55	22,981.59	19.11%	1,489,864.76	196,789.92	15.22%
August	1,077,439.43	36,336.26	3.49%	97,514.29	(187,450.21)	-65.78%	19,399.02	(175,358.09)	-90.04%	1,194,352.74	(326,472.04)	-21.47%
Sept	1,239,125.07	33,386.31	2.77%	111,325.74	20,006.61	21.91%	14,232.33	(31,834.22)	-69.10%	1,364,683.14	21,558.70	1.61%
Oct	973,397.37	29,040.98	3.08%	178,830.03	21,394.90	13.59%	181,609.73	85,016.77	88.02%	1,333,837.13	135,452.65	11.30%
Nov	1,216,684.60	179,985.85	17.36%	145,652.26	44,301.95	43.71%	78,576.32	(12,209.93)	-13.45%	1,440,913.18	212,077.87	17.26%
Dec	1,189,566.91	(1,992.03)	-0.17%	87,857.83	53,747.78	157.57%	35,649.80	(1,874.93)	-5.00%	1,313,074.54	49,880.82	3.95%
	<u>\$ 13,512,512.84</u>	<u>\$ 49,956.81</u>	<u>0.37%</u>	<u>\$ 1,761,619.18</u>	<u>\$ 322,367.36</u>	<u>22.40%</u>	<u>\$ 971,325.59</u>	<u>\$ (18,777.19)</u>	<u>-1.90%</u>	<u>\$ 16,245,457.61</u>	<u>\$ 353,546.98</u>	<u>2.22%</u>
							Check			<u>\$ 16,245,457.61</u>	<u>\$ 353,546.98</u>	



## KENT FIRE DEPARTMENT MONTHLY INCIDENT REPORT SEPTEMBER 2022

### FIRE INCIDENT RESPONSE INFORMATION

#### Summary of Fire Incident Alarms

City of Kent	
Kent State University	
Franklin Township	
Sugar Bush Knolls	
Mutual Aid Given	
<b>Total Fire Incident Alarms</b>	

CURRENT PERIOD			YEAR TO DATE		
2022	2021	2020	2022	2021	2020
81	79	59	658	595	504
44	20	11	250	94	81
15	7	15	142	107	129
0	0	0	0	1	4
3	4	3	39	35	32
<b>143</b>	<b>110</b>	<b>88</b>	<b>1089</b>	<b>832</b>	<b>750</b>

#### Summary of Mutual Aid Received by Location

City of Kent	
Kent State University	
Franklin Township	
Sugar Bush Knolls	
<b>Total Mutual Aid</b>	

0	0	1	9	7	8
0	0	0	0	0	0
0	0	0	3	1	0
0	0	0	0	0	0
0	0	1	12	8	8

### EMERGENCY MEDICAL SERVICE RESPONSE INFORMATION

#### Summary of Emergency Medical Service Responses

City of Kent	
Kent State University	
Franklin Township	
Sugar Bush Knolls	
Mutual Aid Given	
<b>Total Emergency Medical Service Responses</b>	

CURRENT PERIOD			YEAR TO DATE		
2022	2021	2020	2022	2021	2020
234	265	218	2207	2108	1844
55	49	18	206	124	107
51	53	43	455	454	380
3	0	0	7	22	8
11	5	2	35	37	22
<b>354</b>	<b>372</b>	<b>281</b>	<b>2910</b>	<b>2745</b>	<b>2361</b>

#### Summary of Mutual Aid Received by Location

City of Kent	
Kent State University	
Franklin Township	
Sugar Bush Knolls	
<b>Total Mutual Aid</b>	

4	2	2	27	14	15
0	0	0	1	2	0
0	1	0	2	5	2
0	0	0	0	0	0
4	3	2	30	21	17

### TOTAL FIRE AND EMERGENCY MEDICAL SERVICE RESPONSE INCIDENTS

<b>497</b>	<b>482</b>	<b>369</b>	<b>3999</b>	<b>3577</b>	<b>3111</b>
------------	------------	------------	-------------	-------------	-------------

### TOTAL ALL RESPONSES, INCLUDING MUTUAL AID

<b>501</b>	<b>485</b>	<b>372</b>	<b>4041</b>	<b>3606</b>	<b>3136</b>
------------	------------	------------	-------------	-------------	-------------

### PARAMEDICINE PROGRAM RESPONSES\*

30	35
----	----

### TOTAL ALL RESPONSES

<b>531</b>	<b>4076</b>
------------	-------------

\* The Paramedicine Program began responses in August 2022

KENT POLICE DEPARTMENT

Oct-22

	OCTOBER 2021	OCTOBER 2022	TOTAL 2021	TOTAL 2022
CALLS FOR SERVICE	2020	1846	18179	18456
KENT FIRE CALLS	481	564	4090	4640
BRIMFIELD FIRE CALLS	UNK	148	UNK	275
ARRESTS, TOTAL	199	149	1572	1431
JUVENILE ARRESTS	25	19	88	103
O.V.I. ARRESTS	15	10	119	146
TRAFFIC CITATIONS	221	130	1747	1571
PARKING TICKETS	1001	710	9069	9108
ACCIDENT REPORTS	57	48	438	479
Property Damage	29	28	227	234
Injury	8	3	69	62
Private Property	11	8	77	118
Hit-Skip	4	6	41	43
OVI Related	4	1	19	13
Pedestrians	0	2	4	9
Fatals	1	0	1	0
U.C.R. STATISTICS				
Homicide	0	0	0	0
Rape	0	0	0	0
Robbery	2	1	6	3
Assault Total	12	19	183	149
Serious	0		2	8
Simple	12		17	13
Burglary	7	3	53	37
Larceny	21	20	254	213
Auto Theft	2	1	6	19
Arson	0	0	0	1
Human Trafficking:Servitude	0	0	0	0
Human Trafficking:Sex Acts	0	0	0	0
TOTAL	44	44	502	422
CRIME CLEARANCES				0
Homicide	0	0	0	0
Rape	0	0	0	0
Robbery	1	0	6	1
Assault Total	11	17	144	124
Serious	0		3	21
Simple	11		14	13
Burglary	3	2	22	18
Larceny	2	5	59	46
Auto Theft	1	1	4	6
Arson	0	0	0	0
Human Trafficking:Servitude	0	0	0	0
Human Trafficking:Sex Acts	0	0	0	0
TOTAL	18	25	209	195