

FIRST Lego League's Robot Team – CHARGED UP
KSS Robotics

We are FIRST Lego League's robot team **Charged Up**. Our team meets at the KSS Robotics building located at 1640 Franklin Ave in Kent. FIRST is a global organization and stands for, *For Inspiration and Recognition in Science and Technology*. KSS Robotics offers 3 - FIRST programs for kids ages 5-18 years.

There are over 150 countries participating in FIRST Lego League and each year these teams are given a challenge to work on throughout the season. Past challenge topics have been Hydrodynamics, Trash Trek and Space. This year's challenge is called **City Shaper**. Our challenge is to go out and learn about our town and present a solution for a problem that we found.

Our solution was to use **certain plants in decorative applications inside buildings to help clean air and offset carbon dioxide production.**

This year has been a busy year for our team. To start, representatives in the Kent City managers' Office and faculty in the Kent State University College of Architecture and Environmental Design (CAED) took us on a walking tour of Downtown Kent. We were shown examples of sustainable building and urban planning, most notably a water retention pond with native plants adjacent to the Kent Police Station. **We were especially interested in how plants were able to filter toxic chemicals out of the rain water runoff. This got us thinking about plants.**

Next, our team met with Casey Weir, who is the director of the Brimfield Parks and Recreation Department. Dr. Brent Tippey from the Kent State College of Architecture talked with us about eco-friendly building design and using recycled materials in new building construction.

For our project this year we chose Indoor Air Quality. We chose this topic after each team member presented problems that they noticed with some of the buildings we saw in our town. After we presented our ideas, we voted on each of them until we narrowed it down to Air Quality. We also chose this as a project as it affects us more as kids. One thing that we noticed about our projects was that we all added plants to our building drawings as a solution.

Throughout our research we learned that certain plants help with air quality issues better than others.

After our presentations, we watched a TED Talk video where Dr. Kamal Meattle used 4 plants for each of his employees to purify the indoor air. In the City of New Delhi where Dr. Meattle works, there is a 50,000 square foot facility that employs 300 people. There are a total of 1200 plants of certain sizes in the building. This breaks down to 4 plants for each employee. The plant project has been so successful for them that according to Dr. Meattle, the employees blood oxygen levels have actually gone up by 1 point.

The Three plants used in the New Dehli experiment and ours are:

1. Mother in laws tongue or Snake Plant - Good at eating CO2.
2. The Money Plant - Indicates toxic air by turning yellow.
3. Areca Palm Plant - An air purifier.

To test our own plant filtering idea, we built a wooden frame test chamber wrapped in plastic to air seal each half. Our team then used a Carbon Dioxide analyzer in the custom built chamber.

We introduced a small amount of CO₂ from a pressurized tank and monitored the two halves of the chamber for 48 hours to see if the levels of CO₂ were decreased due to the plants being in there. The result of each test was a **50% REDUCTION of CO₂** on the side with the plants. Our test results are displayed on our project board. We discussed our test results with a Mechanical Engineer named Bill Spohn. By trade, Bill is an air quality expert. He told us to switch sides of the chamber to see if our positive test results followed the plants and it did!

This brings us to the purpose of our visit today. We would like to propose and be a part of the installation of a living plant wall in the future Kent City Hall. We have also provided a rough cost analysis and sample images for this project and we would like to leave this with you tonight. Please take a look at these and feel free to contact us if you have any further questions on this amazingly sustainable indoor air quality project.

Thank you for your time today and we look forward to hearing from you.

Memo

TO: Dave Ruller
FROM: Kevin Schwartzhoff *Kevin Schwartzhoff*
DATE: December 18, 2019
RE: Kent Parks and Recreation Grant Award

Kent Parks & Recreation Department has received a grant from THE HENRY V. AND FRANCES W. CHRISTENSON FOUNDATION in the amount of \$5,000 for the Downtown Kent Gazebo project.

The check has been forwarded to Budget and Finance and will be held until Council formally accepts the grant. Please request the necessary authorization from City Council to accept the grant. Your attention to this matter is appreciated.

PC: Budget & Finance
Amy Wilkens, Clerk of Council
Kent Parks & Recreation Board

**City of Kent
Income Tax Division**

December 31, 2019

Income Tax Receipts Comparison - (Excluding 0.25% Police Facility Receipts)

Monthly Receipts

Total receipts for the month of December, 2019	\$1,343,423
Total receipts for the month of December, 2018	\$1,425,765
Total receipts for the month of December, 2017	\$1,334,259

Year-to-date Receipts and Percent of Total Annual Receipts Collected

	<u>Year-to-date Actual</u>	<u>Percent of Annual</u>
Total receipts January 1 through December 31, 2019	\$14,731,654	102.30%
Total receipts January 1 through December 31, 2018	\$14,384,958	100.00%
Total receipts January 1 through December 31, 2017	\$14,687,372	100.00%

Year-to-date Receipts Through December 31, 2019 - Budget vs. Actual

<u>Year</u>	<u>Annual Budgeted Receipts</u>	<u>Revised Budgeted Receipts</u>	<u>Year-to-date Actual Receipts</u>	<u>Percent Collected</u>	<u>Percent Remaining</u>
2019	\$ 14,400,180	\$ 14,400,180	\$ 14,731,654	102.30%	-2.30%

Comparisons of Total Annual Receipts for Previous Ten Years

<u>Year</u>	<u>Total Receipts</u>	<u>Change From Prior Year</u>
2009	\$ 10,482,215	-2.15%
2010	\$ 10,453,032	-0.28%
2011	\$ 10,711,766	2.48%
2012	\$ 12,063,299	12.62%
2013	\$ 12,397,812	2.77%
2014	\$ 13,099,836	5.66%
2015	\$ 14,592,491	11.39%
2016	\$ 14,133,033	-3.15%
2017	\$ 14,687,372	3.92%
2018	\$ 14,384,958	-2.06%

Submitted by David A. Coffey, Director of Budget and Finance

2019 CITY OF KENT, OHIO
Comparison of Income Tax Receipts
(Excluding 0.25% Police Facility Receipts)
as of Month Ended December 31, 2019

Monthly Receipts				Comparisons	
Month	2017	2018	2019	Amount	Percent Change
January	\$ 1,228,846	\$ 1,153,204	\$ 1,146,434	\$ (6,771)	-0.59%
February	1,072,047	\$ 1,062,513	\$ 1,142,355	79,842	7.51%
March	1,133,943	\$ 1,051,604	\$ 1,125,424	73,821	7.02%
April	1,561,337	\$ 1,656,767	\$ 1,649,439	(7,328)	-0.44%
May	1,233,090	\$ 1,229,804	\$ 1,283,213	53,409	4.34%
June	1,291,517	\$ 1,266,792	\$ 1,381,758	114,965	9.08%
July	1,161,945	\$ 1,054,319	\$ 1,047,029	(7,290)	-0.69%
August	1,116,420	\$ 1,073,511	\$ 1,126,859	53,348	4.97%
September	1,175,347	\$ 1,290,237	\$ 1,256,730	(33,507)	-2.60%
October	1,215,670	\$ 1,110,361	\$ 1,158,466	48,105	4.33%
November	1,162,952	\$ 1,010,080	\$ 1,070,525	60,445	5.98%
December	1,334,259	\$ 1,425,765	\$ 1,343,423	(82,342)	-5.78%
Totals	\$ 14,687,372	\$ 14,384,958	\$ 14,731,654	346,697	2.41%

Year-to-Date Receipts				Comparisons	
Month	2017	2018	2019	Amount	Percent Change
January	\$ 1,228,846	\$ 1,153,204	\$ 1,146,434	\$ (6,771)	-0.59%
February	2,300,893	2,215,718	2,288,789	73,071	3.30%
March	3,434,836	3,267,321	3,414,213	146,892	4.50%
April	4,996,173	4,924,088	5,063,652	139,564	2.83%
May	6,229,263	6,153,892	6,346,864	192,972	3.14%
June	7,520,780	7,420,684	7,728,622	307,938	4.15%
July	8,682,725	8,475,003	8,775,651	300,648	3.55%
August	9,799,145	9,548,514	9,902,510	353,996	3.71%
September	10,974,491	10,838,752	11,159,240	320,489	2.96%
October	12,190,161	11,949,112	12,317,707	368,594	3.08%
November	13,353,113	12,959,193	13,388,231	429,039	3.31%
December	14,687,372	14,384,958	14,731,654	346,697	2.41%
Totals	\$ 14,687,372	\$ 14,384,958	\$ 14,731,654	346,697	2.41%

2019 CITY OF KENT, OHIO
Comparison of Income Tax Receipts from Kent State University
(Excluding 0.25% Police Facility Receipts)
as of Month Ended December 31, 2019

Monthly Receipts				Comparisons	
Month	2017	2018	2019	Amount	Percent Change
January	\$ 436,131	\$ 441,024	\$ 432,020	\$ (9,004)	-2.04%
February	398,208	\$ 408,429	\$ 402,645	(5,784)	-1.42%
March	441,069	\$ 439,804	\$ 429,564	(10,240)	-2.33%
April	474,495	\$ 475,808	\$ 463,208	(12,600)	-2.65%
May	428,818	\$ 434,264	\$ 426,386	(7,878)	-1.81%
June	425,646	\$ 437,151	\$ 421,609	(15,541)	-3.56%
July	403,532	\$ 392,738	\$ 400,822	8,084	2.06%
August	417,678	\$ 417,869	\$ 427,280	9,411	2.25%
September	356,602	\$ 398,667	\$ 424,497	25,830	6.48%
October	471,742	\$ 425,598	\$ 444,044	18,446	4.33%
November	445,247	\$ 450,474	\$ 447,742	(2,731)	-0.61%
December	445,693	\$ 430,640	\$ 449,522	18,881	4.38%
Totals	\$ 5,144,861	\$ 5,152,467	\$ 5,169,340	\$ 16,873	0.33%

Year-to-Date Receipts				Comparisons	
Month	2017	2018	2019	Amount	Percent Change
January	\$ 436,131	\$ 441,024	\$ 432,020	\$ (9,004)	-2.04%
February	834,338	849,453	834,665	(14,788)	-1.74%
March	1,275,407	1,289,257	1,264,228	(25,029)	-1.94%
April	1,749,902	1,765,066	1,727,436	(37,629)	-2.13%
May	2,178,721	2,199,330	2,153,823	(45,507)	-2.07%
June	2,604,367	2,636,481	2,575,432	(61,048)	-2.32%
July	3,007,898	3,029,218	2,976,254	(52,964)	-1.75%
August	3,425,576	3,447,088	3,403,534	(43,554)	-1.26%
September	3,782,178	3,845,755	3,828,031	(17,723)	-0.46%
October	4,253,920	4,271,352	4,272,076	723	0.02%
November	4,699,167	4,721,826	4,719,818	(2,008)	-0.04%
December	5,144,861	5,152,467	5,169,340	16,873	0.33%
Totals	\$ 5,144,861	\$ 5,152,467	\$ 5,169,340		

2019 CITY OF KENT, OHIO
Comparison of Income Tax Receipts from Kent State University
(Excluding 0.25% Police Facility Receipts)

Comparisons of Total Annual Receipts for Previous Ten Years

Year	Total Receipts	Percent Change
2009	\$ 4,090,788	4.37%
2010	\$ 4,267,465	4.32%
2011	\$ 4,246,372	-0.49%
2012	\$ 4,436,666	4.48%
2013	\$ 4,603,095	3.75%
2014	\$ 4,778,094	3.80%
2015	\$ 4,916,874	2.90%
2016	\$ 5,056,433	2.84%
2017	\$ 5,144,861	1.75%
2018	\$ 5,152,467	0.15%

2019 CITY OF KENT, OHIO
Comparison of Income Tax Receipts
Police Facility Dedicated Income Tax Receipts - 1/9 of Total (0.25%)
as of Month Ended December 31, 2019

Monthly Receipts				Comparisons	
Month	2017	2018	2019	Amount	Percent Change
January	\$ 153,588	\$ 144,134	\$ 143,288	\$ (846)	-0.59%
February	133,991	\$ 132,799	\$ 142,778	\$ 9,979	7.51%
March	141,727	\$ 131,436	\$ 140,662	\$ 9,227	7.02%
April	195,145	\$ 207,073	\$ 206,157	\$ (916)	-0.44%
May	154,119	\$ 153,708	\$ 160,384	\$ 6,675	4.34%
June	161,421	\$ 158,331	\$ 172,700	\$ 14,369	9.08%
July	145,227	\$ 131,775	\$ 130,864	\$ (911)	-0.69%
August	139,537	\$ 134,174	\$ 140,842	\$ 6,668	4.97%
September	146,902	\$ 161,261	\$ 157,074	\$ (4,187)	-2.60%
October	151,942	\$ 138,780	\$ 144,792	\$ 6,012	4.33%
November	145,353	\$ 126,246	\$ 133,801	\$ 7,555	5.98%
December	166,764	\$ 178,201	\$ 167,909	\$ (10,292)	-5.78%
Totals	\$ 1,835,715	\$ 1,797,917	\$ 1,841,250		

Year-to-Date Receipts				Comparisons	
Month	2017	2018	2019	Amount	Percent Change
January	\$ 153,588	\$ 144,134	\$ 143,288	\$ (846)	-0.59%
February	\$ 287,579	\$ 276,934	286,066	\$ 9,133	3.30%
March	\$ 429,306	\$ 408,369	426,729	\$ 18,359	4.50%
April	\$ 624,451	\$ 615,442	632,885	\$ 17,444	2.83%
May	\$ 778,570	\$ 769,150	793,269	\$ 24,119	3.14%
June	\$ 939,992	\$ 927,481	965,969	\$ 38,488	4.15%
July	\$ 1,085,218	\$ 1,059,256	1,096,833	\$ 37,577	3.55%
August	\$ 1,224,755	\$ 1,193,430	1,237,675	\$ 44,245	3.71%
September	\$ 1,371,657	\$ 1,354,691	1,394,748	\$ 40,057	2.96%
October	\$ 1,523,599	\$ 1,493,471	1,539,540	\$ 46,069	3.08%
November	\$ 1,668,951	\$ 1,619,717	1,673,341	\$ 53,624	3.31%
December	\$ 1,835,715	\$ 1,797,917	1,841,250	\$ 43,332	2.41%
Totals	\$ 1,835,715	\$ 1,797,917	\$ 1,841,250		

2019 CITY OF KENT, OHIO
Comparison of Total Income Tax Receipts - Including Police Facility Receipts
as of Month Ended December 31, 2019

Monthly Receipts				Comparisons	
Month	2017	2018	2019	Amount	Percent Change
January	\$ 1,382,434	\$ 1,297,339	\$ 1,289,722	\$ (7,617)	-0.59%
February	\$ 1,206,038	\$ 1,195,312	1,285,134	89,821	7.51%
March	\$ 1,275,670	\$ 1,183,039	1,266,086	83,047	7.02%
April	\$ 1,756,482	\$ 1,863,839	1,855,595	(8,244)	-0.44%
May	\$ 1,387,209	\$ 1,383,512	1,443,596	60,084	4.34%
June	\$ 1,452,938	\$ 1,425,124	1,554,458	129,334	9.08%
July	\$ 1,307,171	\$ 1,186,094	1,177,893	(8,201)	-0.69%
August	\$ 1,255,957	\$ 1,207,685	1,267,700	60,016	4.97%
September	\$ 1,322,249	\$ 1,451,498	1,413,804	(37,695)	-2.60%
October	\$ 1,367,611	\$ 1,249,141	1,303,258	54,117	4.33%
November	\$ 1,308,304	\$ 1,136,326	1,204,325	67,999	5.98%
December	\$ 1,501,023	\$ 1,603,965	1,511,332	(92,633)	-5.78%
Totals	\$ 16,523,087	\$ 16,182,875	\$ 16,572,904	390,029	2.41%

Year-to-Date Receipts				Comparisons	
Month	2017	2018	2019	Amount	Percent Change
January	\$ 1,382,434	\$ 1,297,339	\$ 1,289,722	\$ (7,617)	-0.59%
February	2,588,472	2,492,651	2,574,855	82,204	3.30%
March	3,864,142	3,675,690	3,840,942	165,251	4.50%
April	5,620,624	5,539,530	5,696,537	157,007	2.83%
May	7,007,833	6,923,042	7,140,133	217,091	3.14%
June	8,460,772	8,348,165	8,694,591	346,426	4.15%
July	9,767,943	9,534,260	9,872,484	338,225	3.55%
August	11,023,900	10,741,944	11,140,185	398,241	3.71%
September	12,346,149	12,193,443	12,553,989	360,546	2.96%
October	13,713,760	13,442,583	13,857,247	414,663	3.08%
November	15,022,064	14,578,910	15,061,572	482,663	3.31%
December	16,523,087	16,182,875	16,572,904	390,029	2.41%
Totals	\$ 16,523,087	\$ 16,182,875	\$ 16,572,904	390,029	2.41%



2019 Year End Report

Marketing Committee – The Main Street Kent marketing committee is led by Heather Malarcik, executive director for Main Street Kent. The team focuses on promoting downtown Kent’s assets: shops, restaurants, bars, nightlife, arts, culture, outdoor recreation, music, events, public art, Kent’s unique character and more. Main Street Kent hosts many events year round, drawing people to the downtown district from the immediate area and from afar. This committee “spreads the word” about what Kent has to offer, promoting the businesses and features of downtown Kent through a variety of media.

Committee members include: Mike Beder, downtown business partner/owner; Roger Hoover, Rust Creative owner/creative director; Cheryl Ann Lambert, Kent State University School of Journalism and Mass Communication assistant professor; Michelle Sahr, downtown business owner, Lesley Sickle, Main Street Kent marketing coordinator.

Marketing Plan – The marketing committee works from a marketing plan, aiming to reach a variety of demographics in many communities surrounding Kent. The main goals are to increase attendance and profitability of events, strategically market to specific audiences, increase activity on our website and social media through quality content and connections, collect email addresses and data from fans/followers/event attendees, and more. We use a wide variety of media when promoting our events and our downtown.


Kent State Student Media – In 2019, we worked with Kent State on a yearlong campaign, to better focus our messaging to students, faculty and staff. This includes paid tweets on Twitter, digital ads on www.kentwired.com, print advertising in a variety of publications, and utilizing their “street team” to disseminate events information on campus. This full-page print ad (right) was placed in Thrive magazine, which is distributed to all incoming freshmen and transfer KSU students. Other advertising efforts focus on things like patio season, outdoor recreation, Restaurant Week, Art Walk events, Homecoming, and Kent Oktoberfest.



Social Media/Email Marketing – We market the assets of downtown Kent daily via social media, strengthening the Main Street Kent presence on Twitter, Instagram, and Facebook. We also send an e-blast to our **3,765 Constant Contact** subscribers twice per month, highlighting upcoming events, featured businesses, and a volunteer spotlight.

Followers: Facebook – 15,218, Rating: 4.9/5; Twitter – 3,268; Instagram – 4,300

Social media ads and “boosts” are placed on a monthly basis, depending on the scheduled marketing theme. Other content is delivered on a daily basis covering events, business specials, art features, Kent history, foodie features, new businesses/expansions, volunteers, beautification efforts, and more.



MSK Website – Our website got a mini makeover! With a fresh, streamlined look/layout and new content including a variety of “Kent Up Close” blog articles by locals, traffic has increased 77% over last year! Visitors can now read about living, eating, and shopping like a local at <http://www.mainstreetkent.org/>.

Women in Business – During March, our focus was Kent’s Women in Business – specifically those who are supporters of Main Street Kent (as a perk of being a “Friend of MSK”). A special landing page was created on our website, and ads were placed on social media to showcase many of the amazing women-run businesses in our city. This campaign generated a lot of buzz about these businesses: Metis Construction, Off the Wagon and Red Letter Days, Popped!, Diversa, Troppus Projects, Handcrafted, Carnaby Street Style, Belli & Streit Orthodontics, Franklin School of Dance, Troy Grille, Sugar Rush and Scratch Free Range Food.



91.3 FM The Summit – Main Street Kent messaging on this public radio station focuses on upcoming events and food/entertainment/shopping in downtown Kent. Ads are customized monthly to highlight the activities Kent has to offer, attracting people from OH and western PA!



Scene Magazine – Cleveland is definitely a market from where we want to draw people, so we continue to place ads in this publication to show off the food scene, events, live music and the outdoor setting downtown Kent has to offer. Kent is a short drive from many cities with a lot happening too, and we feel this audience is always looking for new places to explore and find a new experience.

Art & Wine Festival – The 13th annual event took place on Sat., June 1 at the Hometown Bank Plaza and surrounding streets. Featuring fifty artists, several food trucks, a dozen Ohio wineries and a fantastic music lineup, the event was a tremendous success. Unfortunately, a rainstorm forced us to end the event early, but overall, everyone had a great time and MSK had a successful day of fundraising and showcasing Kent to lots of visitors. Sponsored by Kent State University College of the Arts, College Town Kent, Acorn Alley, Hometown Bank, AMETEK, WNIR, The Summit FM, Kent State Ashtabula Wine Degree Program, and Hall-Green Agency.



Wizardly World of Kent – This event has now taken over an entire weekend in Kent. With people traveling from states around us and beyond, we’ve added activities to the Friday before the big day, to encourage visitors to make a whole weekend of it. The Run That Shall Not Be Named 5 ¼ K drew 400 participants, and the new Wobbly Wizard Bar Crawl drew over 300. Both of these events helped make this endeavor a profitable one for Main Street Kent. The main event took place on Sat., July 27, with vendors filling the streets to sell their wizardly wares and treats, and our downtown businesses

offering fun photo opportunities, activities, magical menus, and event-themed merchandise. Entertainment and costume contests took place at the Hometown Bank Plaza and Dan Smith Community Park. Several non-profit organizations were able to raise funds for themselves through activities at the event, including: Kent Junior Mothers, Children’s Advantage, Scouts BSA, and the Kent Jaycees. We’re proud to offer this opportunity to our fellow organizations that work to strengthen our community in so many ways. Sponsored by Akron Children’s Hospital, College Town Kent, Portage Community Bank, Off the Wagon, Acorn Alley, PARTA, Hall-Green Agency, and Marathon Financial Services.

Oktoberfest – The sixth annual Kent Oktoberfest was a tremendous success, with fantastic weather, festive music, and a wonderful crowd of people all day. Local restaurants and food trucks served up German fare and the German Family Society youth group performed on the brick streets to a huge crowd. Local bands played into the night, the streets were filled with a great community vibe and we had a successful day of fundraising, thanks to the support of our sponsors: Spaten Oktoberfest, AMETEK, Acorn Alley, College Town Kent, Portage Community Bank and The Summit FM.




Design Committee – Julie Kenworthy, executive director for the Kent Historical Society & Museum, leads the design committee. Co-chair of the committee is Dylan Ball, who will take over as chairperson in 2020. This committee is focused on the aesthetics and historic preservation of our downtown.

Committee members include: Dylan Ball, Competitive Interiors carpentry estimator; Alex Catanese, Each + Every design director; Kelly Dietrick, Troppus Projects owner/artist; Annie Flaherty, Envisage Group vice president of technology service; Doug Fuller, retired architect/preservationist; Tom Hatch, Focus Curriculum president; Larrie King, Glyphix Studio/KSU assistant professor; Jen Mapes, KSU Department of Geography assistant professor; Elaine Mattern, The Davey Tree Expert Company brand manager; Allan Orashan, Century 21 realtor; and Harrison Wicks, assistant to the City Manager.

Preservation Subcommittee – Doug Fuller leads this group in an effort to foster the appreciation for older buildings and neighborhoods in Kent’s commercial and residential areas. Some of the goals of this group are to educate community members about our heritage as reflected in our older buildings and neighborhoods; work with the city’s community development department to monitor the status of buildings older than 50 years that might be threatened with demolition; and participate in the creation of the city of Kent’s new Master Plan with an eye toward encouraging the preservation of Kent’s historic buildings and neighborhoods. Members of the group include Paula Treckel, Jennifer Hunter, Howard Boyle, David Sommers, and Allan Orashan.

Adopt-A-Spot – Adopt-A-Spot flowerbeds were planted in May, with some new sponsors and gardeners joining us this year. K&M Gardens cared for the hanging flower baskets, and Freedom Lawn Care weeded, watered and maintained the flowerbeds. We’re happy to have The Davey Tree Expert Company and Smithers-Oasis on board to fund the flower baskets each year, too.



Spring Tulips – Our volunteers planted 1,000 tulip bulbs last fall in four of the flowerbeds on Water St., near the Hometown Bank Plaza. In an effort to complement the tulip gardens that Hometown Bank plants each year, we wanted to add a splash of color and fill the gap before the flowerbeds got planted. A success! More bulbs were planted this fall, so we look forward to another pop of color in spring 2020.



Burbick Way Public Art Project – The alley between Woodsy’s Music and Skullz Salon has a beautiful historic mural on one wall, but other sections of the alley were often hit with graffiti. The design committee developed a public art project to expand the artistic character of the alley, with the hopes of eliminating/reducing vandalism. Local artist and Kent State University student Maya Culley’s design was selected, and the results are fantastic! Maya created a design to introduce color, and complement the existing black and white mural. Her work includes things that reflect nature, Kent history, and newer modern elements of design in the city. The committee also plans to add overhead lighting in the alley to further brighten the space.

Historic Facades of Kent – Upon completion of the Historic Facades of Kent project, which included the documentation of the history of each building in the downtown district, the committee has decided to publish a book. The MSK design committee has partnered with the Kent Historical Society Museum to publish the book, which is expected to be complete by Spring 2020. This will be a great resource to many and we’re excited to take the great work of Mark Prues to the next level. Many thanks to Tom Hatch for volunteering his editing expertise to this project!

Clean Up Kent – A spring clean up day took place on Sat., April 27 from 9am to 12pm. Dozens of volunteers met at the Destination Kent Visitor Centre to gather supplies, select an area on the map to work, and head out for some serious spring cleaning. Coffee and donuts were provided to volunteers who removed many graffiti “tags”, stickers and litter from the downtown district and along the river.

Holiday Window Decorating Contest – Nearly twenty businesses participated in this year’s window decorating contest, and their creations were truly magical! First place – Kent State Hotel & Conference Center; second place – Sue Nelson Designs; third place was a tie between Bent Tree Coffee and Over Easy Morning Café. All the windows really made downtown more festive for the holidays!

Business Enhancement Committee – Tom Wilke, economic development director for the City of Kent, leads this committee. Co-chair of the committee is Josh Rider, who will take over as chairperson in 2020. The committee’s focus is to drive traffic through the doors of older business as well as newer ones. The committee searches out opportunities for the businesses to work together on events, promotions, and other collaborative efforts.

Committee members include: Mike Beder, downtown business owner; Dominique Burrell, Habitat for Humanity community relations director; Todd Kamenash, KSU assistant dean of students; Patrick Madonio, Brimfield Insurance owner; Josh Rider, KSU Center for Adult and Veteran Services director, Jessica Ryan, Handcrafted owner and Michelle Sahr, downtown business owner.

First Friday Art Walks – This event series picked back up in May, and ran through December with more businesses participating this year than last. We added a monthly prize drawing sponsored by a different business each month; event goers could pick up an Art Walk card at any location, have it punched at four places during the Art Walk, and then enter a prize drawing. This event is marketed as a free, family-friendly, fun thing to do in downtown Kent on a Friday night. Sponsored by Troppus Projects, Acorn Alley, and the Kent State Downtown Gallery.



Restaurant Week – After a successful Restaurant Week in January, restaurant owners were happy to repeat this promotion during another traditionally slow time of year – the first week of June, when KSU students have gone for the summer. Plus, some new restaurants opted in this time. Participants offered a “prix fixe” menu, including three courses for one price, and survey responses indicated another highly successful promotion. This was promoted via social media to many surrounding cities, and in Scene Magazine.




Chocolate Walk – Feb. 9, 2019. Two hundred fifty tickets were sold in just over 30 minutes at \$25 each. Business owners met many new customers and had great sales during the event. This year, the Kent State Hotel & Conference Center donated an overnight stay, dinner, and breakfast for two as a raffle prize package in which all attendees were entered to win. Guests came from cities all around for this event where people love getting out of the house to enjoy an adventure in downtown Kent – right before Valentine’s Day.

Putt Around Downtown – This popular event was our official kickoff to spring! Attendees purchased tickets, and then went out to play miniature golf at 18 participating businesses. A post-event awards celebration took place at the Venice Café – the 19th hole. Wind Mill Lakes Golf Club donated great prizes, and attendees had a blast working their way around town on a sunny Saturday afternoon, shopping and enjoying food and beverages along the way! Sponsored by Windmill Lakes Golf Course and Hall-Green Agency; prizes donated by Jayz Timberworks, Sto-Kent Family Entertainment, and KSU.



Seven Courses of Kent – An annual favorite, this event was hosted by Treno Ristorante, and featured: Ray’s Place, Troy Grille, Franklin Hotel Bar, Pacific East, Bistro on Main, and Nineteen 10 . Each local restaurant provided one course, and each chef/owner spoke to our guests about the dish he or she prepared, and the restaurant. Featuring a variety of food paired with wine and beer samples, this is a great way to showcase many Kent restaurants all at once...and it’s another successful fundraiser for Main Street Kent. Sponsored by Heidelberg Distributing, Portage Community Bank and Instantwhip Foods.

Kent Mardi Crawl – We partnered with Abita Brewing Company to bring the Kent Mardi Crawl to downtown Kent. Complete with Mardi Gras beads and masks, giveaways, and a prize drawing, this event drew 300 people from cities all around to our downtown. Guests were encouraged to explore venues they hadn’t visited before, and bar owners reported meeting lots of new customers. Main Street Kent donated a portion of the proceeds to the Ben Curtis Family Foundation, in support of their efforts to fight childhood hunger in our city. We’re happy to be able to give back to our community! Sponsored by Abita Brewing Company.



MSK Go! Scavenger Hunt – During the month of August, we hosted an online scavenger hunt all around downtown Kent. Participants were challenged with a variety of questions and tasks to earn points. A drawstring backpack was awarded to each person/team who earned 50 points, and those who earned 100 points were entered in a drawing for \$500 in gift cards to downtown businesses. This was a fun way to get people to explore businesses, public art, landmarks, and other interesting things in Kent. Incoming Kent State students who attended the Discover Downtown event were also invited to participate, and students had a lot of fun with it!

Crime Prevention Workshop – Hosted by Lt. Lewis and the Kent Police Department, many business owners, managers and staff members attended this presentation about crime prevention and employee safety. Creating an open dialogue between business owners and law enforcement is important to the success of managing many types of issues they face, such as shoplifting. All were glad to have attended and we plan to hold similar interactive, educational events in the future.




International Festival – In partnership with Kent State’s Run the World 5K, Main Street Kent hosted the International Festival, including live multi-cultural entertainment at the Dan Smith Community Park and a Passport Excursion where people could visit downtown businesses to enjoy tastes and activities from around the world. 5K participants received a passport in their registration packets, and others could purchase one for \$5 and partake in the fun. A fun way to explore downtown Kent! Sponsored by AMETEK and Portage Community Bank.


Family Friendly Halloween – Each year, we work with a new Event Planning class at Kent State University to develop activities, decorations and a costume contest for the community to enjoy, along with trick-or-treating at the downtown businesses. Over 40 businesses and organizations participated and Mr. Black Squirrel and Flash assisted with judging the costume contest!



Story Walk Kent – We had the opportunity to collaborate with Kent City Schools on our first ever Story Walk Kent just as the holiday season kicked off in November! The book, “’Twas the Night Before Thanksgiving,” was deconstructed and displayed in the windows of sixteen downtown businesses; students and families were invited to enjoy the story, page by page, on a walk through downtown Kent. The book was written by Cleveland-born author Dav Pilkey, and the elementary school librarian initiated the project, seeking permission from him to do the project, and securing several autographed copies of the book for prizes. Main Street Kent received recognition from Kent City Schools for this collaborative effort, and we look forward to working together on others in the future.



Gather Around the Globe for Small Business Saturday – The Saturday after Thanksgiving is one of the biggest shopping days of the year, so we worked to create many fun reasons for people to choose Kent for their holiday shopping that day. A giant, inflatable snow globe was set up at the Hometown Bank Plaza where holiday music was played and volunteers handed out free white chocolate peppermint hot cocoa. Several businesses hosted free activities: make a snow globe ornament at Red Letter Days, decorate a cookie at Bent Tree Coffee, pick up a popcorn garland kit at Popped!, make a “squirrel in a sweater” ornament at Squirrel City Jewelers, and more. MSK randomly handed out free gift cards to people with shopping bags from shopping downtown in appreciation of their support. A fantastic holiday shopping season kickoff for Kent!



Ugly Sweater Tavern Trek – Our holiday tradition at MSK is to partner with Great Lakes Brewing Company for the Ugly Sweater Bar Crawl, hosting close to 300 people as they enjoy Christmas Ales and a good time with friends at over a dozen downtown bars and restaurants, then donate a nice chunk of the proceeds to Kent Social Services. This year we were able to donate \$2,000 – a great opportunity to help our community in need.

Operations Committee – The Executive Team is focused on the overall sustainability of our organization, including succession planning for our Board of Directors and committee leaders, board development, and fundraising. Leadership for MSK is based in our **Executive Committee**:

- **President** – Regan Gettens, Fairmount Properties/College Town Kent
- **Vice President** – Eric Decker, Portage Community Bank
- **Past President** – Mike Finley, Hall-Green Agency
- **Treasurer** – Mike Lewis, Hometown Bank
- **Secretary** – Maggie McKendry, Kent State University Athletics

Board of Directors – Dylan Ball, Competitive Interiors; Mike Beder, Tree City Coffee, Water Street Tavern, Franklin Hotel Bar & Venice Café; Dominique Burrell, Habitat for Humanity; Todd Kamenash, Kent State University; Julie Kenworthy, Kent Historical Society; Josh Rider, KSU Center for Adult and Veteran Services; Robin Spano, Kent State University Bookstore; and Tom Wilke, City of Kent.

Annual Accreditation – Heritage Ohio visited Main Street Kent in February for our annual evaluation. After a thorough assessment of our program’s 2018 achievements, Main Street Kent received national certification for the year. This achievement reflects the strength of our board of directors, staff, and volunteers, as well as the breadth of our relationships with other organizations, businesses and the City of Kent.



Annual Awards Celebration – In June, we held our annual awards party at the Kent Historical Society Museum. This is our opportunity to provide complimentary food and beverages to our supporters and volunteers, and celebrate the successes of the prior year. The following awards were given to our most impressive supporters: Volunteer of the Year – Alyssa Mazey; Non-Profit of the Year – Crooked River Arts Council; Small Business of the Year – Rust Creative; President’s Award – Bridget Susel; and the Ron Burbick Award – Michelle Sahr. Sponsored by Hometown Bank.



MSK Strategic Planning – It had been a couple years since developing our last strategic plan, so it was time for a “refresh”, especially with some new board members joining the MSK team since our last planning session. Facilitated by Frances Jo Hamilton of Heritage Ohio, we achieved many things, including a reworked mission statement, a defined transformation strategy for the organization, and goal setting. All of our efforts and committee projects must align with our organizational goals so we can continue our progress with good intentions and planning.

Main Street Kent’s mission is to make downtown Kent a fun, vibrant and thriving place!



Heritage Ohio Annual Conference & Awards Celebration – Held in Newark, OH this year, the Heritage Ohio team took the time to recognize and celebrate many exemplary Ohio communities for their work. This year, the City of Kent was recognized for the 2018 Better Block event as “runner up” for Best Main Street Community Event. This collaborative effort helped the entire community envision the future of The Mill District, complete with improved streetscapes, colorful crosswalks, activated spaces, and new business ideas.

Friends of Main Street Kent – The Friends of MSK program continues to grow, garnering support from an increasing number of stakeholders. We rely on our downtown businesses and community members to support our organization so we can continue our great work in downtown Kent. For a full list of “friends,” visit our website: <http://www.mainstreetkent.org/about/our-supporters/>

Over 100 businesses and organizations are financial supporters of MSK!

Volunteer Appreciation Party – We spent some time at Ray’s Place celebrating the amazing people who make MSK such a strong and productive organization. We had drinks and food, and Hometown Bank hosted a prize wheel, so every single guest/volunteer won a prize. Our volunteers plant flowers, hang banners, pour beer, arrange display windows, clean-up litter, make decorations, take photos, plan events, and so much more; they spend an unbelievable number of hours working for the betterment of our community!



Volunteers – Volunteers are the driving force behind the success of Main Street Kent. We are continually recruiting new people to help us work toward our mission. This includes our Board of Directors, committee members, volunteer gardeners, event staff, and all of the great people who dedicate their valuable time to various Main Street Kent projects. In 2019, volunteers donated 2,669 hours of time and expertise to Main Street Kent. The national average value for one volunteer hour is \$24.69, so that’s a total of \$65,897.61 in time donated to MSK!



We appreciate the ongoing support of the City of Kent and our other partners. We look forward to continuing our work with the support of these organizations (<http://www.mainstreetkent.org/our-supporters>) that help us continue our mission:

Making downtown Kent a fun, vibrant, and thriving place!



Main Street Kent

PROFIT AND LOSS

January - December 2019

	TOTAL
Income	
4030 Corporate Sponsors & Foundations	
4031 Board Member Donations	2,247.43
4036 Beautification/Public Art Sponsorship	85.56
4040 Friend of Main Street Kent	8,931.56
4048 Legacy Partners (10k+)	21,339.98
4049 Extraordinary Partner	4,100.00
4054 Window Decorating Contest	-450.00
Total 4030 Corporate Sponsors & Foundations	36,254.53
4200 City Contribution & Adopt a Spot (Non-Eligible)	
4220 Adopt A Spot - City Sponsorship	10,000.00
4260 AdoptASpot Sponsorships	8,500.00
4280 City of Kent - contract	70,000.00
4295 Misc. Income	194.48
Total 4200 City Contribution & Adopt a Spot (Non-Eligible)	88,694.48
Services	100.00
Total Income	\$125,049.01
GROSS PROFIT	\$125,049.01
Expenses	
6310 Computer / Phone / Cell Phone	1,479.70
6320 Copiers & Printing	900.00
6400 Downtown Beautification Expenses	1,164.90
6420 Adopt-A-Spot Expenses	12,705.03
6450 Graffiti Cleaning Supplies	539.17
Total 6400 Downtown Beautification Expenses	14,409.10
6550 Dues & Subscriptions	4,105.37
6820 Marketing & Advertising Expenses	37,163.01
6870 Insurance - nonemployee	1,904.00
6875 Meetings & Conferences	4,267.56
6900 Office Supplies	629.33
6910 Postage	204.55
6920 Prof. Svcs & Accounting Fees	2,300.93
6930 Rent	7,200.00
6950 Payroll - Wages	134,230.54
American Funds	3,301.20
Total Expenses	\$212,095.29
NET OPERATING INCOME	\$ -87,046.28
Other Income	
4065 Fundraising Events	
4300 Annual Dinner	-358.43
4310 Art & Wine Festival	
4311 Art & Wine Income	51,412.13
4315 Art & Wine Expense	-24,440.59

	TOTAL
Total 4310 Art & Wine Festival	26,971.54
4320 Potterfest	
4321 Kent Potterfest Income	33,612.60
4325 Potterfest Expense	-19,036.92
Total 4320 Potterfest	14,575.68
4330 Oktoberfest	
4331 Oktoberfest Income	62,838.07
4335 Oktoberfest Expense	-32,456.28
Total 4330 Oktoberfest	30,381.79
4340 Chocolate Walk	5,897.73
4350 Discover Downtown	-30.00
4360 Seven Courses	
4361 Seven Course Income	4,826.05
4365 Seven Course of Kent	-500.00
Total 4360 Seven Courses	4,326.05
4370 Putt Around Kent	
4371 Putt Income	2,079.29
4375 Putt Expenses	-886.21
Total 4370 Putt Around Kent	1,193.08
4380 Progressive events	
4381 Progressive Events Income	4,516.49
4385 Progressive Event Expense	-1,688.19
Total 4380 Progressive events	2,828.30
4400 Roundtown	0.00
4410 International Festival	
4411 International Festival Income	2,081.84
4415 International Festival Expense	-2,140.05
Total 4410 International Festival	-58.21
4430 No Profit events	
4431 Family Friendly Halloween	-347.90
Total 4430 No Profit events	-347.90
Total 4065 Fundraising Events	85,379.63
4420 Ugly Sweater Fundraiser	
4421 Ugly Sweater Income	3,890.00
4425 Ugly Sweater Expense	-2,550.00
Total 4420 Ugly Sweater Fundraiser	1,340.00
7000 Interest Earned	673.57
Total Other Income	\$87,393.20
Other Expenses	\$4.25
NET OTHER INCOME	\$87,388.95
NET INCOME	\$342.67



Portage Development BOARD

Locate. Stay. Grow.

Portage Development Board
2019 End of Year Report

Greetings to All Portage Development Board Investors!

Thank you for your support in 2019. Last year, PDB received \$341,630 in contributions and fees for services. With that support we continued to fulfil our mission to help companies to locate, stay and grow in Portage County, Ohio.

During 2019, PDB and its partners successfully assisted seven companies to locate stay and grow in Portage County. The total impacts of these seven projects are:

Total Investment	\$22,602,007
Total Jobs Retained (247) and to be Created (276)	523
Total Annual Payroll for Total Jobs	\$23,438,883
Average Annual Payroll per Job	\$44,816
Total Annual Economic Impact on Portage County	\$112,889,842

For every dollar invested in the PDB in 2019, \$330.44 in economic impact was returned to Portage County. The economic impact includes the primary jobs, investment, output, and tax revenue directly caused by the projects, plus the secondary impacts on other businesses in our local economy for 2019 only.

During 2019, PDB and its partners – the cities of Aurora, Kent, Ravenna, Streetsboro, and Tallmadge and Brimfield Township – called on 170 companies, **a new record!** These visits resulted in four of the above seven projects, plus over 174 referrals made to partners. The largest group of referrals (70 of the 174) were made to our workforce partners headed by OhioMeansJobs Portage County, which is also a major investor in the PDB.

Last year PDB hosted five major events; **a new record** thanks to our team headed by our marketing specialist, Taylor Luttner, and supported by our economic development specialist, Diana Fierle, and our new clerical specialist, Julie Trask. A breakdown of the events and the impacts is as follows:

- Locate Stay and Grow 2018 – a celebration of 2018 successes – 93 attendees
- Camp Garfield Tour – a PDB investor event – 40 attendees and some great press
- VIP Event for the Missile Defense Project – 60 attendees
- Produced in Portage – An event to showcase careers in manufacturing – 22 companies participated, 8 schools districts, plus the Bio-Med Academy, with over 425 students from grades 6 to 12.
- Cyber Security Event co-hosted by the Manufacturing Advocacy and Growth Network (MAGNET) – 30 attendees

Again, on behalf of the board of directors of the PDB, we thank our 73 investors (7 of which are new for 2019) for their support and we look forward to a great 2020 here in Portage County!

Sincerely,

Bradford Ehrhart
President, Portage Development Board



FINANCIAL UPDATE

Detailed financial information is attached to this email.

PDB was represented at the following events in December, 2019:

Meeting with State Representative Diane V Grendell Regarding Capital Budget, December 2
Area 19 Workforce Development Board Meeting, December 4
NAIOP Annual Meeting and Holiday Party, December 4
Leadership Portage County, December 5
Leadership Portage County Jingle and Mingle, December 5
Team NEO/Jobs Ohio Telephone Conference, December 6
NODE Root Candles/Shopping/Holiday Party, December 6
Leadership Portage Conference Committee, December 10
Rootstown Chamber Meeting, December 10
Greater Akron Chamber Capital Budget Task Force, December 11
Home Savings Bank, After Hours Event, December 11
Portage Safety Council, December 12
Team Portage County Meeting, December 12
Kent Chamber Meeting, December 12
Center of Hope, Packing Christmas Dinners, December 16
Manufacturer and Workforce Meeting, December 18
Portage Foundation Meeting, December 18
Akron/Portage/Medina CIC Annual Meeting, December 18
Center of Hope, Distributing Christmas Gifts and Dinners, December 18
Oh-Penn Manufacturing Apprenticeship Network Meeting, December 18
Economic Development Lunch December 19
Tour of Trellborg, December 20

Sponsorships are open for the January 23, 2020 PDB Board Meeting!

If you are interested in sponsoring this meeting, please follow this link:

<https://pdb-boardmtg-sponsor.eventbrite.com>

Please note that this meeting will be held at a new location:

The Kent State University Hotel and Conference Center

Additional 2020 Board Meeting Dates

April 23, The NEW Center

July 23, The KSU Hotel and Conference Center

October 29, The NEW Center

BREP VISITS

Company Name*	County/City*	NAICS	Date of meeting*
Trexler Rubber	Portage County - Ravenna City	3262 - Rubber Product Manufacturing	12/19/19
Alpha Micron, Inc.	Portage County - Franklin Township	3346 - Manufacturing and Reproducing Magnetic and Optical Media	12/17/19
LaverZero Power Systems, Inc.	Portage County - Aurora City	3353 - Electrical Equipment Manufacturing	12/11/19
Robeck Fluid Power Company	Portage County - Aurora City	3339 - Other General Purpose Machinery Manufacturing	12/11/19
Kent Displays Incorporated	Portage County - Tallmadge City	3344 - Semiconductor and Other Electronic Component Manufacturing	12/5/19
Nichols Mold, Inc.	Portage County - Ravenna City	3329 - Other Fabricated Metal Product Manufacturing	12/5/19
Sta-Warm Electric Company	Portage County - Ravenna City	333249 - Other Industrial Machinery Manufacturing	12/5/19
Soft-Lite Windows	Portage County - Streetsboro City	3261 - Plastics Product Manufacturing	12/3/19
Thorn Creek Winery & Gardens	Portage County - Aurora City	312130 - Wineries	12/2/19
Telcon	Portage County - Streetsboro City	3327 - Machine Shops; Turned Product; and Screw, Nut, and Bolt Manu	12/2/19
SACO AEI Polymers (Macromeric)	Portage County - Aurora City	3259 - Other Chemical Product and Preparation Manufacturing	11/22/19
Dearing Compressors	Portage County - Aurora City	423830 - Industrial Machinery and Equipment Merchant Wholesalers	11/22/19
Trelleborg Engineering Systems Sealing Profiles U.S. Inc.	Portage County - Aurora City	3262 - Rubber Product Manufacturing	11/20/19
Kapco	Portage County - Kent City	3231 - Printing and Related Support Activities	11/20/19
East Manufacturing Corporation	Portage County - Randolph Township	3362 - Motor Vehicle Body and Trailer Manufacturing	11/19/19
Davey Tree	Portage County - Kent City	1153 - Support Activities for Forestry	11/19/19
Godfrey & Wing, Inc.	Portage County - Aurora City	3332 - Industrial Machinery Manufacturing	11/19/19
Harbison-Walker Refractories Company/ANH Refractories	Portage County - Windham Village	3271 - Clay Product and Refractory Manufacturing	11/18/19
Best Buy Stores - DDC 723	Portage County - Streetsboro City	4236 - Household Appliances and Electrical and Electronic Goods Mer	11/13/19
Freedom Health LLC	Portage County - Aurora City	3111 - Animal Food Manufacturing, 311119 - Other Animal Food Manufacturing, 325412 - Pharmaceutical Preparation Manufac	11/15/19
WestRock	Portage County - Franklin Township	3222 - Converted Paper Product Manufacturing	11/15/19
Cystal Diagnostics, Ltd.	Portage County - Streetsboro City	325413 - In-Vitro Diagnostic Substance Manufacturing	11/15/19
RR Donnelley	Portage County - Aurora City	3231 - Printing and Related Support Activities	11/12/19
Natural Essentials, Inc.	Portage County - Aurora City	3256 - Soap, Cleaning Compound, and Toilet Preparation Manufacurin	11/7/19
Accurate Steel	Portage County - Streetsboro City	423510 - Metal Service Centers and Other Metal Merchant Wholesalers	11/8/19
Aurora Plastics, Inc.	Portage County - Streetsboro City	3259 - Other Chemical Product and Preparation Manufacturing	10/31/19
Johnson Matthey (Catcei)	Portage County - Ravenna City	3328 - Coating, Engraving, Heat Treating, and Allied Activities	10/22/19
Harrison Machine & Plastic Corporation	Portage County - Nelson Township	3261 - Plastics Product Manufacturing	10/11/19
Parker-Hamlin Corp. Parflex Division (Ravenna)	Portage County - Ravenna City	3262 - Rubber Product Manufacturing	10/31/19
Cleveland Punch & Die Company	Portage County - Ravenna City	3335 - Metalworking Machinery Manufacturing	10/30/19
Duracote	Portage County - Ravenna City	3261.12 - Plastics Packaging Film and Sheet (Including Laminated) Manu	10/30/19
Funkawa Rock Drill USA	Portage County - Kent City	333120 - Construction Machinery Manufacturing	10/29/19
Jet Rubber	Portage County - Rootstown Township	3262 - Rubber Product Manufacturing	10/22/19
Automation Plastics	Portage County - Aurora City	3261 - Plastics Product Manufacturing	10/18/19
Dayton Freight	Portage County - Tallmadge City	484122 - General Freight Trucking, Long-Distance, Less Than Truckload	10/17/19
Hermann's Pickle Farms	Portage County - Nelson Township	3114 - Fruit and Vegetable Preserving and Specialty Food Manufacur	10/17/19
Hattie Larifam	Portage County - Mantua Township	6232 - Residential Intellectual and Developmental Disability, Menta	10/11/19
Happco/Tarppo	Portage County - Brimfield Township	3359 - Other Electrical Equipment and Component Manufacturing	10/9/19
Cleveland Steel Container Corporation	Portage County - Streetsboro City	332431 - Metal Can Manufacturing	10/4/19
Ron-Al Mold & Machine, Inc.	Portage County - Kent City	3327 - Machine Shops; Turned Product; and Screw, Nut, and Bolt Manu	10/3/19
East End Welding	Portage County - Tallmadge City	3329 - Other Fabricated Metal Product Manufacturing	9/25/19
Stainless Works/MetalFab Group	Portage County - Streetsboro City	336990 - Other Motor Vehicle Parts Manufacturing	9/25/19
Glazing Systems, Inc.	Portage County - Brimfield Township	238150 - Glass and Glazing Contractors	9/24/19
Stamm Contracting Company, Inc.	Portage County - Mantua Village	3273 - Cement and Concrete Product Manufacturing	9/23/19
Mongoose Motorsports	Portage County - Ravenna City	336211 - Motor-Vehicle Body Manufacturing	9/19/19
Allen Aircraft Products, Inc.	Portage County - Ravenna Township	3329 - Other Fabricated Metal Product Manufacturing	9/18/19
Colonial Machine Co.	Portage County - Kent City	3335 - Metalworking Machinery Manufacturing, 33271 - Machine Shops	9/17/19
Aluminum Wheel Technologies, Inc.	Portage County - Ravenna City	336990 - Other Motor Vehicle Parts Manufacturing	9/11/19
The Tread Development Inc	Portage County - Suffield Township	3261 - Plastics Product Manufacturing	9/11/19
Integrity Stainless, Olympic Steel	Portage County - Streetsboro City	423510 - Metal Service Centers and Other Metal Merchant Wholesalers	8/1/19
Crafted Artisan Meadery	Portage County - Suffield Township	312130 - Wineries	9/5/19
Stroup & Sons	Portage County - Suffield Township	3262 - Rubber Product Manufacturing	9/5/19
Goodyear - Aliship Operations, Akron Ohio	Portage County - Tallmadge City	336411 - Aircraft Manufacturing	9/5/19
Accurate Plastics, LLC	Portage County - Suffield Township	326159 - All Other Plastics Product Manufacturing	9/5/19
Graphic Millwork	Portage County - Streetsboro City	337212 - Custom Architectural Woodwork and Millwork Manufacturing	8/16/19
Micro-Poise Measurement Systems, LLC	Portage County - Streetsboro City	3332 - Industrial Machinery Manufacturing	8/27/19
Delta Systems, Inc.	Portage County - Streetsboro City	3344 - Semiconductor and Other Electronic Component Manufacturing	8/28/19
American Heritage Billiards	Portage County - Streetsboro City	3371 - Household and Institutional Furniture and Kitchen Cabinet Ma	8/21/19
Maag Automatik, Inc. (Reduction Engineering)	Portage County - Tallmadge City	4238 - Machinery, Equipment, and Supplies Merchant Wholesalers, 33324 - Industrial Machinery Manufacturing	8/21/19
Davey Drill	Portage County - Kent City	333120 - Construction Machinery Manufacturing	8/20/19
Land O' Lakes, Inc.	Portage County - Kent City	311512 - Creamery Butter Manufacturing	8/14/19

Industrial Tube & Steel	Portage County - Tallmadge City	423510 - Metal Service Centers and Other Metal Merchant Wholesalers	8/14/19
Masters Precision Machining (JB Manufacturing)	Portage County - Tallmadge City	3327 - Machine Shops; Turned Product; and Screw, Nut, and Bolt Manu	8/13/19
Alisco USA (Euclid Vidaro Manufacturing Company)	Portage County - Kent City	315210 - Cut and Sew Apparel Contractors	8/18/19
Mantaine Corporation	Portage County - Mantua Village	3262 - Rubber Product Manufacturing	8/16/19
Machine Tek Systems, Inc.	Portage County - Garrettsville Village	332710 - Machine Shops	8/16/19
Mega Plastics	Portage County - Garrettsville Village	3259 - Other Chemical Product and Preparation Manufacturing	8/16/19
Mill Distributors, Inc.	Portage County - Aurora City	3141 - Textile Furnishings Mills	7/29/19
Miller Transfer	Portage County - Edinburg Township	4842 - Specialized Freight Trucking	8/5/19
Energizer Battery Company	Portage County - Garrettsville Village	3359 - Other Electrical Equipment and Component Manufacturing	8/16/19
Simple3	Portage County - Aurora City	326130 - Laminated Plastics Plate, Sheet (except Packaging), and Shap	8/2/19
Cabmat, Inc.	Portage County - Aurora City	423930 - Recyclable Material Merchant Wholesalers	7/26/19
Renewable Lubricants, Inc.	Portage County - Suffield Township	3259 - Other Chemical Product and Preparation Manufacturing	8/1/19
KidsLink Neurobehavioral Center The KidsLink School-Workshop Wire Cut & Machine, Inc.	Portage County - Streetsboro City	611710 - Educational Support Services, 621111 - Offices of Physicians (except Mental Health Specialists), 611110 - Elementary a	7/30/19
Kent Elastomer Products, Inc.	Portage County - Aurora City	3327 - Machine Shops; Turned Product; and Screw, Nut, and Bolt Manu	7/26/19
Cambria	Portage County - Kent City	327991 - Cut Stone and Stone Product Manufacturing	7/24/19
International Paper	Portage County - Streetsboro City	322211 - Corrugated and Solid Fiber Box Manufacturing	7/24/19
Express Systems & Parts Network	Portage County - Aurora City	423450 - Medical, Dental, and Hospital Equipment and Supplies Merchan	7/19/19
Ferguson Heating & Cooling	Portage County - Streetsboro City	4237 - Hardware, and Plumbing and Heating Equipment and Supplies Me	7/23/19
Hamrick Manufacturing & Service, Inc.	Portage County - Suffield Township	333993 - Packaging Machinery Manufacturing	7/23/19
Deerfield Ag Services, Inc.	Portage County - Deerfield Township	4245 - Farm Product Raw Material Merchant Wholesalers, 332311 - Prefabricated Metal Building and Component Manufacturin	7/23/19
Kent Brickpaver LLC	Portage County - Mantua Township	327999 - All Other Nonmetallic Mineral Product Manufacturing	6/27/19
Carter Lumber	Portage County - Brimfield Township	444110 - Home Centers	2/21/19
Enterprise Plastics, Inc.	Portage County - Kent City	326199 - All Other Plastics Product Manufacturing	7/16/19
Colonial Patterns, Inc.	Portage County - Kent City	333511 - Industrial Mold Manufacturing	7/16/19
Shur-Co® of Ohio	Portage County - Ravenna City	314910 - Textile Bag and Canvas Mills	7/12/19
Beemer Machine & Fab. Co.	Portage County - Kent City	332710 - Machine Shops	7/11/19
Dermamed Coatings Company, LLC	Portage County - Tallmadge City	339113 - Surgical Appliance and Supplies Manufacturing	6/27/19
Ten Point Crossbow Technologies	Portage County - Suffield Township	3399 - Other Miscellaneous Manufacturing	6/27/19
The Step 2 Company, LLC	Portage County - Suffield Township	3261 - Plastics Product Manufacturing	6/24/19
Second Chance Products	Portage County - Streetsboro City	326299 - All Other Rubber Product Manufacturing	6/19/19
Current by GE (Former GE Lighting Distribution Center)	Portage County - Ravenna City	4931 - Warehousing and Storage	6/19/19
Rinker Materials (CEMEX)	Portage County - Palmyra Township	3273 - Cement and Concrete Product Manufacturing	6/19/19
L.D. Carlson Company	Portage County - Tallmadge City	42499 - Other Miscellaneous Nondurable Goods Merchant Wholesalers	6/18/19
BASF Corporation	Portage County - Ravenna City	325180 - Other Basic Inorganic Chemical Manufacturing	6/12/19
FOUNDERS Service & Manufacturing Co.	Portage County - Streetsboro City	3329 - Other Fabricated Metal Product Manufacturing	6/12/19
Joseph Industries	Portage County - Streetsboro City	3363 - Motor Vehicle Parts Manufacturing	6/11/19
Atlantic Water Gardens	Portage County - Mantua Village	4233 - Lumber and Other Construction Materials Merchant Wholesale's	6/7/19
Team One BEC	Portage County - Freedom Township	238150 - Glass and Glazing Contractors, 332321 - Metal Window and Door Manufacturing	6/5/19
Lite Metals/A.C. Williams	Portage County - Ravenna City	3329 - Other Fabricated Metal Product Manufacturing	5/30/19
The RoviSys Company	Portage County - Aurora City	3345 - Navigational, Measuring, Electromedical, and Control Instrum	5/30/19
Saint-Gobain Performance Plastics	Portage County - Franklin Township	3261 - Plastics Product Manufacturing	5/29/19
Schneller	Portage County - Ravenna City	3262 - Rubber Product Manufacturing, 326130 - Laminated Plastics Plate, Sheet (except Packaging), and Shap	5/23/19
Paris Companies	Portage County - Ravenna City	8123 - Drycleaning and Laundry Services	4/18/19
Olxtrad Engineering	Portage County - Kent City	335314 - Relay and Industrial Control Manufacturing	5/14/19
Berry Plastics Corporation, Filmco Division	Portage County - Aurora City	3261 - Plastics Product Manufacturing	5/14/19
Educational Equipment Company	Portage County - Kent City	3219 - Other Wood Product Manufacturing	5/14/19
Blade-Tech Industries, Inc.	Portage County - Streetsboro City	332999 - All Other Miscellaneous Fabricated Metal Product Manufacturi	5/14/19
Simaform US	Portage County - Tallmadge City	3252 - Resin, Synthetic Rubber, and Artificial and Synthetic Fibers	5/13/19
Omnova Solutions, Inc. (Cleveland Ave)	Portage County - Mogadore Village	3351 - Electric Lighting Equipment Manufacturing	5/10/19
Technical Consumer Products, Inc (TCP)	Portage County - Aurora City	326291 - Rubber Product Manufacturing for Mechanical Use	5/8/19
Hytech Silicone Products	Portage County - Charlestown Township	3328 - Coating, Engraving, Heat Treating, and Allied Activities	5/1/19
Peterson Heat Treating	Portage County - Brimfield Township	327910 - Abrasive Product Manufacturing	4/30/19
Action Super Abrasive	Portage County - Brimfield Township	3261 - Plastics Product Manufacturing	4/30/19
Astra Products	Portage County - Ravenna City	334513 - Instruments and Related Products Manufacturing for Measuring, 333249 - Other Industrial Machinery Manufacturing,	4/26/19
Selas Heat Technology Company, LLC	Portage County - Streetsboro City	3231 - Printing and Related Support Activities	4/25/19
Deluxe Corporation	Portage County - Streetsboro City	3262 - Rubber Product Manufacturing	4/24/19
Sorbothane, Inc.	Portage County - Franklin Township	332710 - Machine Shops	4/23/19
Proto Machine & Mfg.	Portage County - Streetsboro City	54151 - Computer Systems Design and Related Services	4/23/19
Talis Clinical, LLC	Portage County - Streetsboro City	326199 - All Other Plastics Product Manufacturing	4/16/19
Durajoint	Portage County - Garrettsville Village	3315 - Foundries	4/10/19
General Aluminum Manufacturing Company	Portage County - Rootstown Township		4/1/19

Coasar Mold	Portage County - Tallmadge City	3329 - Other Fabricated Metal Product Manufacturing	3/28/19
Newell Rubbermaid	Portage County - Brimfield Township	493111 - General Warehousing and Storage	3/27/19
Life Force Management, Inc.	Portage County - Ravenna City	541219 - Other Accounting Services	3/26/19
Spring Seal	Portage County - Ravenna City	3262 - Rubber Product Manufacturing	3/26/19
L'Oreal USA, Inc.	Portage County - Streetsboro City	4242 - Drugs and Druggists' Sundries Merchant Wholesalers	3/21/19
Blue Sky Bee Supply	Portage County - Ravenna City	424130 - Industrial and Personal Service Paper Merchant Wholesalers	3/19/19
Smithers Rapra	Portage County - Ravenna City	541380 - Testing Laboratories	3/19/19
Six C Fabrication, Inc.	Portage County - Rootstown Township	332410 - Power Boiler, and Heat Exchanger Manufacturing	3/15/19
Ametek	Portage County - Kent City	3332 - Industrial Machinery Manufacturing	3/15/19
MAC Liquid Tank Trailers	Portage County - Kent City	3362 - Motor Vehicle Body and Trailer Manufacturing	3/18/19
Spectrum Machine	Portage County - Streetsboro City	3327 - Machine Shops; Turned Product; and Screw, Nut, and Bolt Manu	3/12/19
Spectrum Machine, Inc. (Ravenna Plant)	Portage County - Ravenna City	3315 - Foundries	3/8/19
Sima & Sons Produce	Portage County - Ravenna City	424480 - Fresh Fruit and Vegetable Merchant Wholesalers	3/4/19
R P. Gatra, Inc.	Portage County - Aurora City	3332 - Industrial Machinery Manufacturing	3/4/19
Cantex, Inc.	Portage County - Mantua Township	3261 - Plastics Product Manufacturing	2/28/19
The Technology House	Portage County - Streetsboro City	332710 - Machine Shops	2/28/19
Aero Industries	Portage County - Brimfield Township	31491 - Textile Bag and Canvas Mills	2/26/19
PM Graphics	Portage County - Streetsboro City	323111 - Commercial Printing (except Screen and Books)	2/20/19
Farley Company	Portage County - Tallmadge City	4247 - Petroleum and Petroleum Products Merchant Wholesalers	2/15/19
Specialized, Inc.	Portage County - Aurora City	484230 - Specialized Freight (except Used Goods) Trucking, Long-Dista	2/15/19
OEM/Miller	Portage County - Aurora City	3261 - Plastics Product Manufacturing	2/15/19
Philpott Industrial Plastics Enterprises, LTD.	Portage County - Aurora City	32629 - Other Rubber Product Manufacturing	2/15/19
Compass Packaging	Portage County - Mantua Village	3222 - Converted Paper Product Manufacturing	2/15/19
Mojonnier	Portage County - Streetsboro City	333241 - Food Product Machinery Manufacturing	2/13/19
Rotek Incorporated	Portage County - Aurora City	3329 - Other Fabricated Metal Product Manufacturing	1/30/19
McMaster-Carr	Portage County - Aurora City	4239 - Miscellaneous Durable Goods Merchant Wholesalers	2/12/19
ACE Products & Consulting, LLC	Portage County - Ravenna City	5413 - Architectural, Engineering, and Related Services, 5417 - Scientific Research and Development Services	2/8/19
Quikrete	Portage County - Shalersville Township	327390 - Other Concrete Product Manufacturing	2/5/19
Bang of Ohio, Inc.	Portage County - Brimfield Township	323111 - Commercial Printing (except Screen and Books)	2/1/19
Premalux, LLC	Portage County - Aurora City	325611 - Soap and Other Detergent Manufacturing	2/1/19
ACS Industries, Inc.	Portage County - Kent City	3331 - Agriculture, Construction, and Mining Machinery Manufactur	1/30/19
Quality IP	Portage County - Kent City	5191 - Other Information Services	1/29/19
Viking Forge Corp.	Portage County - Streetsboro City	3321 - Forging and Stamping	1/23/19
Wagner Logistics	Portage County - Ravenna City	493110 - General Warehousing and Storage	1/23/19
Berry Plastics Corporation, Cardinal Plastics Division	Portage County - Streetsboro City	3261 - Plastics Product Manufacturing, 326199 - All Other Plastics Product Manufacturing	1/22/19
R. W. Martin & Sons, Inc.	Portage County - Kent City	333318 - Other Commercial and Service Industry Machinery Manufactu	1/23/19
Copen Machine	Portage County - Kent City	3327 - Machine Shops; Turned Product; and Screw, Nut, and Bolt Manu	1/18/19
Rez-Tech Corp.	Portage County - Kent City	326160 - Plastics Bottle Manufacturing	1/16/19
Phoenix Metal Sales & Fabrication, LLC	Portage County - Aurora City	3327 - Machine Shops; Turned Product; and Screw, Nut, and Bolt Manu	1/15/19
Advanced Innovative Manufacturing, Inc.	Portage County - Aurora City	33271 - Machine Shops	1/15/19
Andersen Corp. (Custom Pultrusions, Inc.)	Portage County - Aurora City	3261 - Plastics Product Manufacturing	1/14/19
The Kent Mold & Manufacturing Co.	Portage County - Kent City	333511 - Industrial Mold Manufacturing	1/11/19
Select Machine, Inc.	Portage County - Brimfield Township	3327 - Machine Shops; Turned Product; and Screw, Nut, and Bolt Manu	1/10/19
Aetna Plastics Corp.	Portage County - Mantua Village	3261 - Plastics Product Manufacturing	1/9/19
GP Tree Service	Portage County - Suffield Township	561730 - Landscaping Services	1/4/19
Akro-Plastics	Portage County - Kent City	326199 - All Other Plastics Product Manufacturing	1/8/19
P & B Grinding and Machine, Inc.	Portage County - Garrettsville Village	332710 - Machine Shops	1/2/19

Project	Start Date	Type Project	Status	Primary Location	Investment	Jobs Created	Jobs Retained	Payroll	Partners	Deposition
Former Ravenna High School	9/1/2011	Property Development	Study	City of Ravenna					PCPA, City, School District	Under review
Ray Harner/Rudolph	11/12/2015	Redevelopment	property deposition	City of Ravenna	\$ 2,300,000.00				City, Jobs Ohio	Working with City & Jobs Ohio
Tom Tom	12/28/2016	New Location - Manufacturing	Incentives	City of Kent	\$ 7,802,738.00	25		\$ 950,000.00	City and Jobs Ohio	Looking at incentives
Chris N	10/24/2017	Expansion - Manufacturing	Site Selection	Northern County					County	Looking at sites
Ice Fishing	12/21/2017	New Location - Manufacturing	Site selection	County	\$ 40,000,000.00	225		\$ 7,020,000.00	JobsOhio	Looking at Sites
City of Streetsboro/Center	2/26/2018	New Facility	Financing	City of Streetsboro	\$ 25,000,000.00				PCPA, City, NDS	Looking at Financing
The 44 Project	3/22/2018	Development	Study	Rootstown Twp.					Township, County	Looking at development
Duck	5/31/2018	Redevelopment	Incentives	Franklin Township					Jobs Ohio	Looking at Incentives
Purple	8/13/2018	Expansion - Manufacturing	Incentives/Financing	City of Aurora					City	Looking at Incentives
Movie Night	3/26/2019	Expansion - Manufacturing	Incentives	City of Ravenna	\$ 2,000,000.00	20			City	Looking at Incentives
Weaver	5/1/2019	New Facility	Financing	Rootstown Twp.					NDS	Looking at Incentives
Study	5/10/2019	Expansion Manufacturing	Site selection	County						Looking at Financing
Solar	5/10/2019	Start-up Manufacturing	Site selection	County						Looking at Sites
California	6/5/2019	Start-up - Retail	Incentives/Financing	City of Aurora					City	Looking at buildings
Hunter	6/10/2019	Expansion - Service	Incentives	City of Aurora					City	Looking at a site
Splash	8/15/2019	New Location - Service	Location	City of Ravenna					PC PA	Looking at Incentives
Mike Squared	8/22/2019	New location - Tech	Location	City of Streetsboro					City & JO	Looking at site
Smile	9/24/2019	Expansion - Manufacturing	Incentives	City of Streetsboro					City	Looking at buildings
Moving Van	10/29/2019	New Location Service	Financing	Rootstown Twp.	\$ 2,000,000.00	30			SBDC, NDS	Looking at Incentives
Nice	11/4/2019	Expansion - Manufacturing	Site Selection	City of Aurora					City	Looking at Financing
Jon-EI	11/12/2019	New Location - Manufacturing	Sites/Incentives	City of Streetsboro					City and JO	Looking at Incentives
Salad	11/15/2019	Expansion - Manufacturing	Incentives	City of Streetsboro					City	Looking at Incentives
Spake	11/21/2019	Expansion - service	Financing	City of Kent	\$ 14,000,000.00				City & PCPA	Looking at Financing
Lori	12/11/2019	Expansion - Manufacturing	Incentives	City of Aurora					City	Looking at Incentives
Box	12/30/2019	Expansion - Service	Incentives	City of Kent					City & JO	Looking at incentives
Longboat	1/3/2020	Expansion - Manufacturing	Financing	Surfield Township					County	Looking at Incentives
Totals					\$ 93,102,738.00	377	61	\$ 7,970,000.00		Looking at Financing

Terms:

PC PA	Portage County Port Authority	SBDC	Ohio Small Business Development Center, Summit Medina Business Alliance, Inc.
OMI	Ohio Means Jobs - Portage County	CCC	Cascade Capital Corp.
NDS	Neighborhood Development Services	ORC	Ohio Rail Commission
Jobs Ohio/JO	State Development Assistance		
Team NEO	Regional Economic Development		

2019 - Approved Budget - 10/31/2018

Operations	PDB Projected		Strat. Inn.		EZ Projected		Projected	
	Expenditures	Mfg. Coal.	Expenditures	Mfg. Coal.	Expenditures	Mfg. Coal.	Expenditures	Mfg. Coal.
Meeting/Registrations	\$7,000.00		\$100.00		\$100.00		\$7,100.00	
Training/Classes/Conferences	\$5,000.00		\$100.00		\$100.00		\$5,100.00	
Mileage Reimbursement/Travel	\$7,000.00		\$100.00		\$100.00		\$7,100.00	
Membership Dues	\$2,100.00		\$0.00		\$0.00		\$2,100.00	
NAIOP - \$425, NODE \$100								
Chambers - \$760, OEDA \$475								
PC Twp-\$16, Kent Rotary \$170								
PC Safety Council - \$50.00								
Advert/Marketing	\$10,000.00		\$0.00		\$0.00		\$10,000.00	
External Marketing	\$0.00		\$0.00		\$0.00		\$0.00	
Strategic Initiatives	\$5,400.00		\$0.00		\$0.00		\$5,400.00	
Website - Full Spectrum	\$684.00		\$36.00		\$36.00		\$720.00	
Books/Subscriptions/Reference	\$1,000.00		\$0.00		\$0.00		\$1,000.00	
Constant Contact \$350,								
Record Courier - \$145.00								
Internet Services	\$1,191.30		\$62.70		\$62.70		\$1,254.00	
Telephone (office and cell)	\$2,540.00		\$100.00		\$100.00		\$2,640.00	
Postage	\$712.50		\$37.50		\$37.50		\$750.00	
Copier Services	\$2,375.00		\$125.00		\$125.00		\$2,500.00	
Office Supplies	\$1,710.00		\$90.00		\$90.00		\$1,800.00	
Hardware	\$2,000.00		\$0.00		\$0.00		\$2,000.00	
Software	\$500.00		\$0.00		\$0.00		\$500.00	
Total Projected Expenses	\$342,991.80		\$6,764.20		\$6,764.20		\$349,756.00	

Projected Net Income: \$ (40,756.00)

Includes
Mfg. Coalition

December 31, 2019 - Actual

Operations	PDB Actual		Strat Inn.		EZ Actual		Actual	
	Expenditures	Mfg. Coal.	Expenditures	Mfg. Coal.	Expenditures	Mfg. Coal.	Expenditures	Mfg. Coal.
Meeting/Registrations	\$6,003.94		\$0.00		\$0.00		\$6,003.94	
Training/Classes/Conferences	\$7,317.67		\$23.95		\$23.95		\$7,341.62	
Mileage Reimbursement/Travel	\$5,951.99		\$37.12		\$37.12		\$5,989.11	
Membership Dues	\$2,017.50		\$0.00		\$0.00		\$2,017.50	
NAIOP - \$425, NODE \$100								
Chambers - \$760, OEDA \$475								
PC Twp-\$16, Kent Rotary \$170								
PC Safety Council - \$50.00								
Advert/Marketing	\$9,196.50		\$0.00		\$0.00		\$9,196.50	
External Marketing	\$0.00		\$0.00		\$0.00		\$0.00	
Strategic Initiatives	\$3,711.11		\$0.00		\$0.00		\$3,711.11	
Website - Full Spectrum	\$862.00		\$18.00		\$18.00		\$880.00	
Books/Subscriptions/Reference	\$283.99		\$0.00		\$0.00		\$283.99	
Constant Contact \$350,								
Record Courier - \$145.00								
Internet Services	\$1,197.91		\$63.10		\$63.10		\$1,261.01	
Telephone (office and cell)	\$2,252.63		\$70.17		\$70.17		\$2,322.80	
Postage	\$787.55		\$31.32		\$31.32		\$818.87	
Copier Services	\$3,574.12		\$188.12		\$188.12		\$3,762.24	
Office Supplies	\$1,384.19		\$39.10		\$39.10		\$1,423.29	
Hardware	\$108.81		\$0.00		\$0.00		\$108.81	
Software	\$547.91		\$0.00		\$0.00		\$547.91	
Total Projected Expenses	\$331,400.57		\$19,274.87		\$19,274.87		\$350,675.44	

Actual Net Income: \$ (14,642.36)

Includes
Mfg. Coalition

December 31, 2018 - Actual

Operations	Strat. Inn.		EZ Actual		Actual	
	Expenditures	Mfg. Coal.	Expenditures	Mfg. Coal.	Expenditures	Mfg. Coal.
Meeting/Registrations	\$7,037.05		\$0.00		\$0.00	
Training/Classes/Conferences	\$1,732.18		\$45.00		\$45.00	
Mileage Reimbursement/Travel	\$4,895.84		\$0.00		\$0.00	
Membership Dues	\$1,972.50		\$0.00		\$0.00	
NAIOP - \$425, NODE \$100						
Chambers - \$760, OEDA \$475						
PC Twp-\$16, Kent Rotary \$170						
PC Safety Council - \$50.00						
Advert/Marketing	\$4,974.32		\$0.00		\$0.00	
External Marketing	\$0.00		\$0.00		\$0.00	
Strategic Initiatives	\$4,229.44		\$0.00		\$0.00	
Website - Full Spectrum	\$741.00		\$39.00		\$39.00	
Books/Subscriptions/Reference	\$731.00		\$0.00		\$0.00	
Constant Contact \$350,						
Record Courier - \$145.00						
Internet Services	\$1,124.55		\$59.25		\$59.25	
Telephone (office and cell)	\$2,493.83		\$89.28		\$89.28	
Postage	\$674.18		\$33.82		\$33.82	
Copier Services	\$3,245.27		\$171.34		\$171.34	
Office Supplies	\$1,252.71		\$43.85		\$43.85	
Hardware	\$0.00		\$0.00		\$0.00	
Software	\$0.00		\$0.00		\$0.00	
Total Projected Expenses	\$298,413.75		\$30,659.29		\$30,659.29	

Actual Net Income: \$ (46,636.05)

Includes
Mfg. Coalition