



City Of Kent Fire Department

320 S. Depeyster St.
Kent, Ohio 44240
330. 673.8814
330.676.7374 Fax

Date: October 31, 2023

To: Dave Ruller
City Manager

From: James Samels
Acting Fire Chief

Re: Donation of picture

Dave,

A nicely framed and matted picture of the Star of the West Mill in downtown Kent was donated to the Kent Fire Department by McKay Bricker Framing. I believe that in light of the December 2, 2022, catastrophic fire at the Star of the West Mill, they knew that the building and silos had a significant connection to history here in Kent and the fire department. With your approval we would like to accept this donation and will proudly display it for the public to see inside of our main fire station.

Sincerely,

A handwritten signature in blue ink that reads "James Samels". The signature is fluid and cursive.

James Samels

McKay Bricker Framing Black Squirrel Gifts

141 East Main St
Kent, OH 44240-2524
(330) 673-5058
Fax 330-676-1505
cass@McKayBricker.com
www.McKayBricker.com

INVOICE

97702

Sat, Oct 21, 2023



SOLD TO
City of Kent Fire Dept.
Lt. Dave Manthey
325 S. Depeyster St.
Kent OH 44240

SHIP TO

(330) 676-7260 Work

picked up - Caleb

Invoice Total: 0.00

Cust Num	PO Number	Terms			Sales Rep	Tax Exempt Num(s)			
1536					Cass				
Reference	Description	L/E #	Artist	Unit Price	Qty	Subtotal			Price
A32636	The mill			66.01	1	66.01			66.01
1002593	12 x 16 Deluxe Ready made frame			50.00	1	50.00			50.00
PRINT OF MILL				50.00	1	50.00			50.00
DONATION	DONATION			166.01	-1	-166.01			-166.01

Thought it would be good to commemorate the event!

*gratefully,
your friends
at McKay Bricker*

Date	Tender	Reference	Total Pieces	Amount	Subtotal
			2		
					Sales Total
					Sales Tax
					Total 0.00
					Payment
					Balance 0.00

www.McKayBricker.com

All Sales Final on Consignment Items



City Of Kent Fire Department

320 S. Depeyster St.
Kent, Ohio 44240
330. 673.8814
330.676.7374 Fax

Date: November 6, 2023

To: Dave Ruller
City Manager

From: James Samels
Acting Fire Chief

Re: Donation of Domino's Gift Card

Dave,

Today a member of the public anonymously dropped off a gift card for Domino's Pizza with a listed value of \$100. They left it with the on-duty Lieutenant to be donated to the duty crews. With your approval I'd like to accept this, and the shift members can purchase pizzas for dinner for the entire crew.

Sincerely,

A handwritten signature in blue ink that reads "James C. Samels".

James Samels




CITY OF KENT, OHIO

DEPARTMENT OF COMMUNITY DEVELOPMENT

DATE: November 8, 2023

TO: Dave Ruller, City Manager

FROM: Bridget Susel, Community Development Director 

RE: NOPEC Sustainability Resource: In-Kind Assistance

The City of Kent has received notification that it has been selected as one of five NOPEC communities to receive consultant services through NOPEC's new Resiliency and Sustainability Support Program. The in-kind consultant services will assist the City with developing a municipal-focused sustainability and mitigation plan for its buildings to assist the City with furthering its already approved Climate Action Plan (CAP).

Attached is a summary letter and email from NOPEC that provides the details of the in-kind consultant services to be provided to the City. NOPEC is reporting the in-kind value of the assistance to be provided to the City to be more than \$40,000.

If you need any additional information in order to report on this unauthorized item at the November 15, 2023 Council meeting, please let me know.

Cc: Julie Morris, Sustainability Coordinator

Attachments

NOPEC Special Member Benefit for Kent - Resiliency And Sustainability Support Program

Aaron S. Marcovy <amarcovy@nopec.org>

Fri 11/3/2023 1:33 PM

To: Jerry Fiala <Jerry.Fiala@KentOhio.gov>

Cc: julie.morris@kentohio.org <julie.morris@kentohio.org>; Bridget O. Susel <bridget.susel@KentOhio.gov>; Nicole Stika <nstika@world-kinect.com>; Chuck Keiper <ckeiper@nopec.org>; Jeffrey Heinrich <jheinrich@nopec.org>

📎 2 attachments (1 MB)

Corresp. re NOPEC Member Benefit for Kent - World Kinect.pdf; Memo - NOPEC Member Benefit - World Kinect (Kent).pdf;

Mayor Fiala –

Greetings! Thank you and your administration's (Bridget Susel and Julie Morris) recent conversations and participation in NOPEC's Resiliency And Sustainability Support Program.

This special member benefit will bring assistance to the City of Kent in terms of discovery and planning for the City's future. As you know, Kent was one of only 5 NOPEC communities to receive this special benefit, and the resources being expended represent an investment in Kent's future of more than \$40,000 being absorbed entirely by NOPEC.

We hope that you and your administration find the talents of this outstanding resource invaluable, and we want to reiterate how excited we are to partner with your city in this way.

Attached please find correspondence from our Executive Director, Chuck Keiper, outlining the specific benefits of the program, as well as a memo which your administration can share internally. Our partners at World Kinect will be in touch with your team to begin the process.

Thank you for your commitment to resiliency and sustainability in Kent, and we look forward to seeing this program benefit your community!

I remain at your disposal for any questions or concerns that should arise.

Warm regards,

Aaron

Aaron S. Marcovy


Community Investment & Economic Development Director

440-249-7829

amarcovy@nopecinc.org

[Book a meeting with me here.](#)

All information in this communication, including its attachments, is strictly confidential and intended solely for the delivery to and authorized use by the addressee(s) identified above, and may contain privileged, confidential, proprietary and/or trade secret information entitled to protection and/or exemption from disclosure under applicable law. If you are not the intended recipient, please take notice that any use, distribution, or copying of this communication or any information contained herein, and/or any action taken or omitted to be taken in reliance upon it, is unauthorized and may be unlawful. If you have received this Communication in error, please notify the sender and delete this communication from your computer.



RON MCVOY
Chairman

CHUCK KEIPER
Executive Director

BOARD OF DIRECTORS

RON MCVOY
Ashtabula County

DAVID SCHEFFLER
Central Ohio

JOHN ZEHENTBAUER
Columbiana County

GEORGINE WELO
Cuyahoga County

WILLIAM KOONS
Geauga County

G. STUART O'HARA
Huron County

HOLLIE BARTONE
Lake County

DAVE LESHINSKI
Lorain County

LISA BALSINGER
Mahoning County

GRANT AUNGST
Medina County

MICKEY MAROZZI
Portage County

ANDREW SMALLSTEY
Richland County

AARON MONTZ
Seneca County

MARK BECKDAHL
Southwest Ohio

JOE MAZZOLA
Stark County

NICK MOLNAR
Summit County

DOUG FRANKLIN
Trumbull County

1 November 2023

Hon. Jerry Fiala
Mayor
City of Kent
930 Overholt Road
Kent, OH 44240

RE: Sustainability Resource for Kent: World Kinect

Dear Mayor Fiala,

We are excited to communicate with your administration that the City of Kent has been selected as one of only 5 NOPEC communities to receive an additional resource in the realm of decarbonization and sustainability planning.


As you know, NOPEC works with 240 communities across 20 counties in Ohio. Kent was selected because of your commitment to decarbonization progress and embrace of sustainable development. This resource, outlined below, is a consulting and research team whose deliverables will complement the existing resources already being employed by Kent. All costs associated with this resource are assumed by NOPEC.

It is our understanding following an introductory discovery meeting on October 16th, 2023 with Kent's Director of Community Development, Bridget Susel, and Sustainability Coordinator, Julie Morris, that the City of Kent shares our enthusiasm for sustainability, and would like to work with NOPEC and our contracted firm, World Kinect. As you may know, World Kinect Energy Services is a global comprehensive energy solutions team which assists corporations and municipalities assess and optimize all facets of energy and fuel management, including determining the right energy mix and sourcing strategy to reduce consumption, costs, and carbon emissions. Ranked No. 70 in the 2022 Fortune list, World Kinect brings to bear the experience of more than 5,000 global sustainability and energy management professionals for the benefit of Kent.

World Kinect will work with Kent, specifically Sustainability Coordinator, Julie Morris. *World Kinect's activities will be complementary to the work already happening with Ms. Morris, and Kent's contractor, KERAMIDA.* So as to prevent any redundancies or waste alongside these efforts, World Kinect will exclusively be reviewing municipally owned properties.

World Kinect will respond to the stated needs of Kent in the following ways:

- **Prioritization:** Assist with prioritization for ongoing activities and review of mitigation strategies related to municipal buildings;
- **Solar on City Buildings:** Identify, assess, and recommend which city-owned buildings would be good candidates for solar development, and



conduct a detailed analysis to determine overall viability and budgetary impact of installing on-site solar for up to two of the most feasible municipal facilities;

- **Carbon Audit for City Buildings:** Conduct a carbon footprint inventory, base case condition, and glidepath development for municipally owned buildings, including a review, validation, and update of previously performed carbon footprint inventory;
- **Contextualize Climate Action Plan:** Contribute data and findings to Ms. Morris and KERAMIDA for further contextualization and utilization of the recently approved city Climate Action Plan; and
- **Cohort Meetings:** Invitation to attend four quarterly meetings with the other 4 communities to discuss best practices and share Sustainability Market Intelligence from the perspective of World Kinect.

Next steps include scheduling the first of the quarterly meetings, and formally connecting the World Kinect team with Ms. Morris in order to facilitate data sharing pertaining to municipal properties.

As always, we sincerely value Kent's partnership, and we are honored to work with Kent in this new and innovative way. For any questions, NOPEC's Director of Community Investment and Economic Development, Aaron Marcovy, who is available by email amarcovy@nopec.org or by phone at 440-249-7829.

We look forward to working with you!

Sincerely,

A handwritten signature in black ink that reads "Chuck Keiper". The signature is fluid and cursive, with the first name "Chuck" and last name "Keiper" clearly legible.

Chuck Keiper
Executive Director and CEO

CK/ATTACHMENTS

cc: Julie Morris, Bridget Susel

**City of Kent
Income Tax Division**

**October 31, 2023
Income Tax Receipts Comparison - (Excluding 0.25% Police Facility Receipts)**

Monthly Cash Basis Receipts

Total receipts for the month of October, 2023	\$ 1,395,902
Total receipts for the month of October, 2022	\$ 1,588,594
Total receipts for the month of October, 2021	\$ 1,220,898

Year-to-date Receipts and Percent of Total Annual Receipts Collected

	<u>Year-to-date Actual</u>	<u>Percent of Annual</u>
Total receipts January 1 through October 31, 2023	\$ 14,724,015	90.52%
Total receipts January 1 through October 31, 2022	\$ 13,889,159	93.56%
Total receipts January 1 through October 31, 2021	\$ 12,365,957	89.75%

Year-to-date Receipts Through October 31, 2023 - Budget vs. Actual

<u>Year</u>	<u>Annual Budgeted Receipts</u>	<u>Revised Budgeted Receipts</u>	<u>Year-to-date Actual Receipts</u>	<u>Percent Collected</u>	<u>Percent Remaining</u>
2023	\$ 16,266,667	\$ 16,266,667	\$ 14,724,015	90.52%	9.48%

Comparisons of Total Annual Receipts for Previous Ten Years

<u>Year</u>	<u>Total Cash Basis Receipts*</u>	<u>Change From Prior Year</u>	
2013	\$ 12,794,029	10.68%	* - Changed from accrual basis of accounting to a cash basis of accounting for RITA Income Tax in December, 2020. All years have been restated to be on a cash basis for RITA receipts to make this report comparable from year to year.
2014	12,733,226	-0.48%	
2015	14,579,500	14.50%	
2016	14,192,888	-2.65%	
2017	14,525,574	2.34%	
2018	14,297,948	-1.57%	
2019	14,855,372	3.90%	
2020	14,592,066	-1.77%	
2021	14,929,900	2.32%	
2022	16,645,865	11.49%	

Submitted by



, Director of Budget and Finance

2023 CITY OF KENT, OHIO
Comparison of Income Tax Receipts
(Excluding 0.25% Police Facility Receipts)
as of Month Ended October 31, 2023

Monthly Cash Basis Receipts

Month				Comparisons	
	2021	2022	2023	Amount	Percent Change
January	\$ 1,050,773	\$ 1,388,381	\$ 1,601,454	\$ 213,073	15.35%
February	1,274,642	1,337,345	1,609,396	272,051	20.34%
March	969,852	1,133,750	1,262,958	129,208	11.40%
April	1,165,005	1,389,808	1,419,192	29,384	2.11%
May	1,500,712	1,616,141	1,772,580	156,438	9.68%
June	1,483,710	1,481,074	1,661,424	180,350	12.18%
July	1,348,453	1,455,656	1,382,337	(73,320)	-5.04%
August	1,099,319	1,138,884	1,377,077	238,192	20.91%
September	1,252,593	1,359,525	1,241,696	(117,829)	-8.67%
October	1,220,898	1,588,594	1,395,902	(192,692)	-12.13%
November	1,311,931	1,461,247			
December	1,252,012	1,295,459			
Totals	\$ 14,929,900	\$ 16,645,865	\$ 14,724,015	\$ 834,856	

Year-to-Date Receipts

Month				Comparisons	
	2021	2022	2023	Amount	Percent Change
January	\$ 1,050,773	\$ 1,388,381	\$ 1,601,454	\$ 213,073	15.35%
February	2,325,415	2,725,726	3,210,850	485,124	17.80%
March	3,295,267	3,859,476	4,473,807	614,331	15.92%
April	4,460,272	5,249,284	5,892,999	643,715	12.26%
May	5,960,984	6,865,425	7,665,579	800,153	11.65%
June	7,444,694	8,346,499	9,327,003	980,504	11.75%
July	8,793,147	9,802,156	10,709,340	907,184	9.25%
August	9,892,466	10,941,040	12,086,416	1,145,376	10.47%
September	11,145,059	12,300,565	13,328,112	1,027,548	8.35%
October	12,365,957	13,889,159	14,724,015	834,856	6.01%
November	13,677,888	15,350,406			
December	14,929,900	16,645,865			
Totals	\$ 14,929,900	\$ 16,645,865			

2023 CITY OF KENT, OHIO
Comparison of Income Tax Receipts from Kent State University
(Excluding 0.25% Police Facility Receipts)
as of Month Ended October 31, 2023

Monthly Receipts				Comparisons	
Month	2021	2022	2023	Amount	Percent Change
January	\$ 423,565	\$ 447,488	\$ 461,437	\$ 13,949	3.12%
February	356,633	377,930	386,098	8,168	2.16%
March	389,676	414,055	423,517	9,462	2.29%
April	426,355	411,929	419,985	8,056	1.96%
May	391,324	409,234	420,801	11,567	2.83%
June	380,512	398,782	411,739	12,957	3.25%
July	389,573	372,753	419,770	47,017	12.61%
August	426,169	412,061	383,705	(28,356)	-6.88%
September	347,881	337,710	373,412	35,702	10.57%
October	437,537	418,381	431,227	12,847	3.07%
November	424,833	423,977	-		
December	419,356	437,540	-		
Totals	\$ 4,813,413	\$ 4,861,839	\$ 4,131,690	\$ 131,368	
	32.24%	29.21%	28.06%		

Year-to-Date Receipts				Comparisons	
Month	2021	2022	2023	Amount	Percent Change
January	\$ 423,565	\$ 447,488	\$ 461,437	\$ 13,949	3.12%
February	780,198	825,418	847,535	22,117	2.68%
March	1,169,874	1,239,472	1,271,052	31,579	2.55%
April	1,596,229	1,651,401	1,691,036	39,635	2.40%
May	1,987,553	2,060,635	2,111,837	51,202	2.48%
June	2,368,064	2,459,417	2,523,575	64,159	2.61%
July	2,757,637	2,832,170	2,943,345	111,176	3.93%
August	3,183,806	3,244,231	3,327,051	82,819	2.55%
September	3,531,687	3,581,941	3,700,463	118,522	3.31%
October	3,969,224	4,000,322	4,131,690	131,368	3.28%
November	4,394,057	4,424,299			
December	4,813,413	4,861,839			
Totals	\$ 4,813,413	\$ 4,861,839			

2023 CITY OF KENT, OHIO
Comparison of Income Tax Receipts from Kent State University
(Excluding 0.25% Police Facility Receipts)

Comparisons of Total Annual Receipts for Previous Ten Years
Restated

Year	Total Cash Basis Receipts	Percent Change
2013	\$ 4,585,623	4.85%
2014	4,707,945	2.67%
2015	4,910,519	4.30%
2016	5,042,140	2.68%
2017	5,137,920	1.90%
2018	5,167,455	0.57%
2019	5,150,394	-0.33%
2020	5,159,334	0.17%
2021	4,813,413	-6.70%
2022	4,861,839	1.01%

2023 CITY OF KENT, OHIO
Comparison of Income Tax Receipts
Police Facility Dedicated Income Tax Receipts - 1/9 of Total (0.25%)
as of Month Ended October 31, 2023

Monthly Receipts				Comparisons	
Month	2021	2022	2023	Amount	Percent Change
January	\$ 131,347	\$ 173,548	\$ 200,182	\$ 26,634	15.35%
February	159,330	167,168	201,174	34,006	20.34%
March	121,232	141,719	157,870	16,151	11.40%
April	145,626	173,726	177,399	3,673	2.11%
May	187,589	202,018	221,572	19,555	9.68%
June	185,464	185,134	207,678	22,544	12.18%
July	168,557	181,957	172,792	(9,165)	-5.04%
August	137,415	142,361	172,135	29,774	20.91%
September	156,574	169,941	155,212	(14,729)	-8.67%
October	152,612	198,574	174,488	(24,086)	-12.13%
November	163,991	182,656	-		
December	156,501	161,932	-		
Totals	\$ 1,866,237	\$ 2,080,733	\$ 1,840,502	\$ 104,357	

Year-to-Date Receipts				Comparisons	
Month	2021	2022	2023	Amount	Percent Change
January	\$ 131,347	\$ 173,548	\$ 200,182	\$ 26,634	15.35%
February	290,677	340,716	401,356	60,640	17.80%
March	411,908	482,435	559,226	76,791	15.92%
April	557,534	656,161	736,625	80,464	12.26%
May	745,123	858,178	958,197	100,019	11.65%
June	930,587	1,043,312	1,165,875	122,563	11.75%
July	1,099,143	1,225,269	1,338,667	113,398	9.25%
August	1,236,558	1,367,630	1,510,802	143,172	10.47%
September	1,393,132	1,537,571	1,666,014	128,443	8.35%
October	1,545,745	1,736,145	1,840,502	104,357	6.01%
November	1,709,736	1,918,801			
December	1,866,237	2,080,733			
Totals	\$ 1,866,237	\$ 2,080,733			

2023 CITY OF KENT, OHIO
Comparison of Total Income Tax Receipts - Including Police Facility Receipts
as of Month Ended October 31, 2023

Monthly Receipts				Comparisons	
Month	2021	2022	2023	Amount	Percent Change
January	\$ 1,182,119	\$ 1,561,928	\$ 1,801,636	\$ 239,707	15.35%
February	1,433,972	1,504,514	1,810,570	306,057	20.34%
March	1,091,084	1,275,469	1,420,827	145,359	11.40%
April	1,310,631	1,563,534	1,596,591	33,057	2.11%
May	1,688,301	1,818,159	1,994,152	175,993	9.68%
June	1,669,174	1,666,208	1,869,102	202,894	12.18%
July	1,517,010	1,637,613	1,555,129	(82,485)	-5.04%
August	1,236,734	1,281,245	1,549,211	267,966	20.91%
September	1,409,167	1,529,465	1,396,908	(132,557)	-8.67%
October	1,373,511	1,787,168	1,570,390	(216,778)	-12.13%
November	1,475,922	1,643,903			
December	1,408,513	1,457,392			
Totals	\$ 16,796,137	\$ 18,726,598	\$ 16,564,517	\$ 939,213	

Year-to-Date Receipts				Comparisons	
Month	2021	2022	2023	Amount	Percent Change
January	\$ 1,182,119	\$ 1,561,928	\$ 1,801,636	\$ 239,707	15.35%
February	2,616,092	3,066,442	3,612,206	545,764	17.80%
March	3,707,175	4,341,911	5,033,033	691,123	15.92%
April	5,017,806	5,905,445	6,629,624	724,180	12.26%
May	6,706,107	7,723,604	8,623,776	900,173	11.65%
June	8,375,281	9,389,812	10,492,879	1,103,067	11.75%
July	9,892,291	11,027,425	12,048,007	1,020,582	9.25%
August	11,129,024	12,308,670	13,597,218	1,288,548	10.47%
September	12,538,191	13,838,136	14,994,127	1,155,991	8.35%
October	13,911,702	15,625,304	16,564,517	939,213	6.01%
November	15,387,624	17,269,206			
December	16,796,137	18,726,598			
Totals	\$ 16,796,137	\$ 18,726,598			

City of Kent
RITA Income Tax Analysis by Month compared to the Prior Year
By Category Collected

2023 with change from 2022 - Cash Basis

Calendar Month	Withholding	Change	% Change	Individual	Change	% Change	Net Profit	Change	% Change	Total	Change	% Change
Jan	\$ 1,311,043.34	\$ 29,240.04	2.28%	\$ 101,075.45	\$ (24,712.82)	-19.65%	\$ 353,726.39	\$ 232,683.43	192.23%	\$ 1,765,845.18	\$ 237,210.65	15.52%
Feb	1,438,134.57	205,937.66	16.71%	143,969.08	16,025.88	12.53%	174,023.42	98,290.66	129.79%	1,756,127.07	320,254.20	22.30%
March	1,209,478.63	40,753.58	3.49%	99,618.44	41,325.78	70.89%	60,623.59	46,756.36	337.17%	1,369,720.66	128,835.72	10.38%
April	1,187,774.32	1,162.07	0.10%	168,508.87	33,295.66	24.62%	208,140.11	8,359.14	4.18%	1,564,423.30	42,816.87	2.81%
May	1,467,698.08	291,841.91	24.82%	357,830.68	10,971.61	3.16%	131,769.05	(131,343.19)	-49.92%	1,957,297.81	171,470.33	9.60%
June	1,260,721.20	16,906.03	1.36%	179,346.96	57,861.09	47.63%	320,612.58	149,640.04	87.52%	1,760,680.74	224,407.16	14.61%
July	1,123,055.37	(159,603.75)	-12.44%	189,503.74	(2,625.49)	-1.37%	211,169.49	76,603.60	56.93%	1,523,728.60	(85,625.64)	-5.32%
August	1,367,817.98	277,123.05	25.41%	92,740.87	(3,849.37)	-3.99%	24,138.78	(24,833.44)	-50.71%	1,484,697.63	248,440.24	20.10%
Sept	1,196,953.11	(65,644.05)	-5.20%	54,548.13	(63,135.32)	-53.65%	83,308.00	(11,580.12)	-12.20%	1,334,809.24	(140,359.49)	-9.51%
Oct	1,212,566.02	24,524.03	2.06%	190,210.17	5,542.48	3.00%	138,146.99	(248,731.24)	-64.29%	1,540,923.18	(218,664.73)	-12.43%
Nov												
Dec												
	<u>\$ 12,775,242.62</u>	<u>\$ 662,240.57</u>	<u>26.34%</u>	<u>\$ 1,577,352.39</u>	<u>\$ 70,699.50</u>	<u>27.86%</u>	<u>\$ 1,705,658.40</u>	<u>\$ 195,845.24</u>	<u>99.53%</u>	<u>\$ 16,058,253.41</u>	<u>\$ 928,785.31</u>	<u>31.33%</u>
							Check			<u>\$ 16,058,253.41</u>	<u>\$ 928,785.31</u>	

City of Kent
RITA Income Tax Analysis by Month compared to the Prior Year
By Category Collected

2022 with change from 2021 - Cash Basis

Calendar Month	Withholding	Change	% Change	Individual	Change	% Change	Net Profit	Change	% Change	Total	Change	% Change
Jan	\$ 1,281,803.30	\$ 234,412.09	22.38%	\$ 125,788.27	\$ 70,735.46	128.49%	\$ 121,042.96	\$ 69,325.54	134.05%	\$ 1,528,634.53	\$ 374,473.09	32.45%
Feb	1,232,196.91	53,193.54	4.51%	127,943.20	(21,623.62)	-14.46%	75,732.76	15,848.09	26.46%	1,435,872.87	47,418.01	3.42%
March	1,168,725.05	118,538.09	11.29%	58,292.66	5,862.01	11.18%	13,867.23	59,978.91	-130.07%	1,240,884.94	184,379.01	17.45%
April	1,186,612.25	150,242.78	14.50%	135,213.21	(5,811.31)	-4.12%	199,780.97	108,685.64	119.31%	1,521,606.43	253,117.11	19.95%
May	1,175,856.17	(110,616.57)	-8.60%	346,859.07	147,851.32	74.29%	263,112.24	88,304.11	50.51%	1,785,827.48	125,538.86	7.56%
June	1,243,815.17	106,274.00	9.34%	121,485.87	(154,564.94)	-55.99%	170,972.54	3,732.57	2.23%	1,536,273.58	(44,558.37)	-2.82%
July	1,282,659.12	203,324.58	18.84%	192,129.23	(75,176.44)	-28.12%	134,565.89	(8,658.66)	-6.05%	1,609,354.24	119,489.48	8.02%
August	1,090,694.93	13,255.50	1.23%	96,590.24	(924.05)	-0.95%	48,972.22	29,573.20	152.45%	1,236,257.39	41,904.65	3.51%
Sept	1,262,597.16	23,472.09	1.89%	117,683.45	6,357.71	5.71%	94,888.12	80,655.79	566.71%	1,475,168.73	110,485.59	8.10%
Oct	1,188,041.99	214,644.62	22.05%	184,667.69	5,837.66	3.26%	386,878.23	205,268.50	113.03%	1,759,587.91	425,750.78	31.92%
Nov	1,278,890.12	62,205.52	5.11%	155,710.81	10,058.55	6.91%	168,682.35	90,106.03	114.67%	1,603,283.28	162,370.10	11.27%
Dec	1,243,955.40	54,388.49	4.57%	75,037.14	(12,820.69)	-14.59%	93,313.56	57,663.76	161.75%	1,412,306.10	99,231.56	7.56%
	<u>\$ 14,635,847.57</u>	<u>\$ 1,123,334.73</u>	<u>8.31%</u>	<u>\$ 1,737,400.84</u>	<u>\$ (24,218.34)</u>	<u>-1.37%</u>	<u>\$ 1,771,809.07</u>	<u>\$ 800,483.48</u>	<u>82.41%</u>	<u>\$ 18,145,057.48</u>	<u>\$ 1,899,599.87</u>	<u>11.69%</u>
							Check			<u>\$ 18,145,057.48</u>	<u>\$ 1,899,599.87</u>	

**KENT POLICE DEPARTMENT
SEPTEMBER 2023**

	SEPTEMBER 2022	SEPTEMBER 2023	TOTAL 2022	TOTAL 2023
CALLS FOR SERVICE	1951	1996	16610	15828
KENT FIRE CALLS	531	480	4076	4252
BRIMFIELD FIRE CALLS	0	134	127	1300
ARRESTS, TOTAL	157	191	1282	1225
JUVENILE ARRESTS	12	20	84	90
O.V.I. ARRESTS	13	21	136	138
TRAFFIC CITATIONS	156	159	1441	1198
PARKING TICKETS	841	711	8398	6299
ACCIDENT REPORTS				
ACCIDENT REPORTS	54	32	431	419
Property Damage	35	17	206	228
Injury	8	4	59	48
Private Property	5	5	110	85
Hit-Skip	5	5	37	45
OVI Related	0	1	12	10
Pedestrians	1	0	7	3
Fatals	0	0	0	0
U.C.R. STATISTICS				
Homicide	0	0	0	0
Rape	0	0	0	0
Robbery	0	0	2	3
Assault Total	14	20	130	151
Serious		1	2	11
Simple		13	18	119
Burglary	9	3	34	31
Larceny	39	29	193	198
Auto Theft	2	0	18	5
Arson	0	0	1	3
Human Trafficking: Servitude	0	0	0	0
Human Trafficking: Sex Acts	0	0	0	0
TOTAL	64	52	378	391
CRIME CLEARANCES				
Homicide	0	0	0	0
Rape	0	0	0	1
Robbery	0	0	1	4
Assault Total	12	20	107	128
Serious		1	2	10
Simple		11	18	97
Burglary	2	1	16	18
Larceny	9	7	41	31
Auto Theft	1	0	5	2
Arson	0	0	0	1
Human Trafficking: Servitude	0	0	0	0
Human Trafficking: Sex Acts	0	0	0	0
TOTAL	24	28	170	185

Main Street Kent

Profit and Loss

January - September, 2023

	TOTAL
Income	
4030 Corporate Sponsors & Foundations	
4031 Board Member Donations	550.00
4040 Friend of Main Street Kent	5,988.68
Total 4030 Corporate Sponsors & Foundations	6,538.68
4200 City Contribution & Adopt a Spot (Non-Eligible)	
4220 Adopt A Spot - City Sponsorship	12,000.00
4260 AdoptASpot Sponsorships	13,375.00
4280 City of Kent - contract	52,500.00
4295 Misc. Income (Fundraisers)	901.00
Total 4200 City Contribution & Adopt a Spot (Non-Eligible)	78,776.00
4285 Public Art Project Income	1,000.00
4900 Unapplied Cash Payment Income	0.00
Total Income	\$86,314.68
GROSS PROFIT	\$86,314.68
Expenses	
6310 Computer / Phone / Cell Phone	1,507.70
6400 Downtown Beautification Expenses	
6420 Adopt-A-Spot Expenses	22,005.52
6450 Graffiti Cleaning Supplies	59.71
6480 Public Art Projects	1,000.00
6570 Public Art Expenses	7,779.38
Total 6400 Downtown Beautification Expenses	30,844.61
6550 Dues & Subscriptions	2,626.91
6560 Historic Preservation Expense	2,000.00
6820 Marketing & Advertising Expenses	29,532.85
6870 Insurance - nonemployee	1,721.00
6875 Meetings & Conferences	4,214.12
6900 Office Supplies	1,503.68
6910 Postage	119.13
6920 Prof. Svcs & Accounting Fees	2,284.60
6930 Rent	6,952.50
6950 Payroll - Wages	114,657.48
American Funds	2,965.52
Total Expenses	\$200,930.10
NET OPERATING INCOME	\$ -114,615.42
Other Income	
4065 Fundraising Events	
4300 Annual Dinner	-1,612.50

	TOTAL
4310 Art & Wine Festival	
4311 Art & Wine Income	53,748.08
4315 Art & Wine Expense	-20,875.67
Total 4310 Art & Wine Festival	32,872.41
4320 Wizardly World of Kent	
4321 Wizardly World of Kent Income	32,735.83
4325 Wizardly World of Kent Expense	-3,379.11
Total 4320 Wizardly World of Kent	29,356.72
4330 Oktoberfest	
4331 Oktoberfest Income	53,322.37
4335 Oktoberfest Expense	-35,186.20
Total 4330 Oktoberfest	18,136.17
4340 Chocolate & Cookie Walks	
4341 Chocolate Walk Income	7,959.36
4345 Chocolate Walk Expenses	
4345-10 Entertainment - Chocolate Walk	-150.00
Total 4345 Chocolate Walk Expenses	-150.00
Total 4340 Chocolate & Cookie Walks	7,809.36
4370 Putt Around Kent	
4371 Putt Income	6,061.06
4375 Putt Expenses	-1,027.27
Total 4370 Putt Around Kent	5,033.79
4380 Progressive events	750.00
4461 DORA Income	3,046.12
4465 DORA Expenses	-3,549.91
4471 MSK 5K Income	6,545.00
4475 MSK 5K Expenses	-3,016.95
Total 4065 Fundraising Events	95,370.21
4390 Rainbow Weekend	
4391 Rainbow Weekend Income	250.00
4395 Rainbow Weekend Expenses	-2,087.62
Total 4390 Rainbow Weekend	-1,837.62
7000 Interest Earned	1,562.01
Total Other Income	\$95,094.60
Other Expenses	
Other Miscellaneous Expense	3,474.20
Total Other Expenses	\$3,474.20
NET OTHER INCOME	\$91,620.40
NET INCOME	\$ -22,995.02

Economic Activity – June 14, 2023 to September 30, 2023

New Business Activity

- A lease has been signed by Complete Pest Solutions franchisees for the former Plaza Towing space at 1403 South Water Street. Complete Pest Solutions provides a wide range of pest control services, including insects to wildlife.
- 101 Bottles at 115 North Willow Street has submitted plans to renovate and expand its bar. The expansion of the bar area will result in the elimination of the retail store. Customers, however, will still be able to order kegs. Throughout the renovation the bar, bar area, and patio will remain open.
- Madcap Brew Co., located at 1422 Mogadore Road has partnered with LeeAngelos, an Akron based Pizza Restaurant, to open a small kitchen/food service location inside the brewery. Plans have been submitted for the build-out and are currently under review.
- The owner of Campus Market at 901 East Main Street has submitted plans for a change in use from retail to non-retail for the conversion of the convenience store into a restaurant that will serve crepes.
- I was introduced to the owner of State Champs, a sportswear/streetwear clothing company with a coffee shop component. State Champs is currently an ecommerce business, and the company is searching for a space to open the first brick and mortar location. I was able to connect the owner with the Property Manager for Acorn Alley, and the parties currently are working on finalizing a lease for the former Flashers Fabric Care & Laundry space.
- Spirit Halloween has signed a short-term lease for the former Save-A-Lot space in University Plaza. Its offerings include a wide array of Halloween costumes, accessories, decorations, and animatronics.
- The owners of Rotten Peach Tattoo have leased three spaces at University Plaza for their new tattoo studio. The build-out of the space has been completed, and a grand opening was held on September 24th.
- Site plans have been submitted by the owner of the Gulf Station at 706 South Water Street for the construction of a new store. The new store will provide much needed space for retail operations, while also enhancing the site's exterior appearance.
- A broker from CBRE, who represents College Town Kent, reported that he is in discussions with an existing Kwench Juice Café franchisee looking to acquire the Kwench Juice Café at 100 East Erie Street Suite 126.
- The owners of Richards Flower Shop at 1312 North Mantua Street have submitted a Planning Commission application seeking a substitution of nonconforming use to change the land use from business retail to mixed use.
- A local Kent business owner purchased the former Spectrum Cable building, which is in Franklin Township and will be a JEDD participant. The large parking lot on the property provided much needed space for the storage of vehicles, and the building is being offered for lease.

- A new company called CPR 2 GO signed a lease with the owners of Kent Professional Office Park, which is in Franklin Township and will be a JEDD participant. CPR 2 GO will offer CPR and BLS classes at the new location.
- Earlier this year a fire occurred at 425 and 427 Franklin Avenue, forcing the closure of two businesses, Aha! Wireless & Repair and Sandys Grooming. An extensive renovation of the interior and exterior of the property is nearing completion. While neither business will be returning, 425 Franklin Avenue has been leased to a salon called Salon NeXt which will be relocating from Ravenna. The owner of Salon NeXt anticipates opening at the beginning of 2024. The owner of the property is actively seeking a tenant for 427 Franklin Avenue.

Updates on Existing Projects

- The Little City Grill is under new ownership and anticipates opening the restaurant in the fall. The new operators have contacted the Building, Health, and Zoning Departments to ensure the proper permits and authorizations are secured prior to opening.
- MoonBase Bar at 166 Currie Hall Parkway has opened. Advertised hours of operation are 5:00 p.m. to 1:00 a.m., Tuesday through Saturday.
- Adam’s Shear Madness, a barber shop and hair salon, opened in the plaza at 1209 West Main Street. The owner/operator has over 20 years of experience as a stylist and provides services to both men and women. With the opening of Adam’s Shear Madness, the plaza is now 100% occupied.
- Federales, the taco, burrito and margarita concept food establishment that will be occupying the former Twisted Meltz space located in Acorn Alley, has submitted building plans for the interior renovations of the space.
- The WellStreet managed UH Urgent Care in the Starbucks Plaza at 1005 East Main Street received its occupancy certificate from the Building Department on July 27th and is now open for business.
- The addition and interior renovations at Klagen Chrysler Jeep Dodge and Ram are complete.
- Construction has begun on the renovation of the “yellow house” located at 234 South Water Street and it will be the new home for Marathon Financial Services.
- Marcos Pizza at 1629 East Main Street received its occupancy certificate from the Building Department on 10/3/23. At the time the occupancy certificate was issued, the operators indicated they were still a few weeks out from opening.
- Progress continues on the following projects:
 - Smithers-Oasis warehouse expansion
 - Bar Lucci second floor buildout
 - Marcos Pizza buildout
 - Board and Bevy
 - Davey Seed Campus
 - The Hasawi Building

Other Business Activity

- Clairmont Development has informed the Community Development Department that the proposed purchase agreement for the sale of 227 Franklin Avenue has been cancelled. Clairmont will be listing the property for sale, again, soon.
- As a result of growth, Healing Strides Counseling Services has relocated within Acorn Alley to Suites 302 through 304.
- The Outrage Rage Room in University Plaza has signed a lease for additional space for its Paint Room.
- The Property Manager for Acorn Alley is reporting that Pita Pit, located at 154 East Main Street, is seeking to terminate its lease. He anticipates that the space will be available soon.
- Over Easy made the decision to discontinue dinner service. They are open daily from 8:00 a.m. to 2:30 p.m., offer catering, and the space is available for special events.
- The vape shop that had signed a lease for the former Handcrafted space at 175 East Erie Street missed the deadline of September 15th to secure the necessary building permits so it will not be able to operate since there are no tobacco retail licenses available. The Property Manager for Acorn Alley is actively looking for a new tenant.

Meetings Attended/Outreach

- BREP Visits Attended
 - Cold calls on June 27th.
 - Made contact with a number of businesses for the first time. This included: Crowley Tar, MRF Machine & Hydraulics, Superior Aerial Equipment & Repair.
 - Enterprise Plastics and Colonial Patterns on July 12th.
 - Staffing is still an issue, and the businesses are still using temporary agencies for talent. Business at Enterprise Plastics has plateaued, while there are some lucrative contracts on the horizon. Colonial Patterns continues to be busy.
 - Educational Equipment on July 19th.
 - Business has improved since the pandemic. Staffing issues have improved since entry level wages were increased.
 - Ron-Al Mold on July 20th.
 - The business has experienced growth and added staff, and machinery is needed to keep up with demand. The owners will be pursuing a JobsOhio Inclusion Grant to assist in purchasing new machinery.
 - Colonial Machine on September 21st.
 - Business is steady and staffing levels are adequate.
 - Cold calls on September 21st.
 - Made contact with a number of businesses for the first time. This included: Pyramid Mold & Machine, Hudson Equipment & Hudson Chemical, Advanced Display, and Components & Equipment Company.
 - KAPCO on September 26th

- The company is looking to invest \$5-6 million in a new piece of machinery used for production, enabling it to enter a new, higher value market. It is anticipated that this new machinery will create 19 new jobs over the next 3 years, at which point estimated payroll will increase by over \$1 million annually. It should be noted that this will be the only United States location for this manufacturing process. Currently it is only being utilized by companies in China and Germany.

- Meetings/Other
 - Attended multiple MSK, KACC, DKC, PDB, KSS, Eclipse Committee, and Team NEO meetings.
 - Attended the after hours facility tour of Sheridan, a large printing facility in Brimfield, hosted by the Portage Development Board on June 20th.
 - Assisted the KACC with the setup for the Kent Heritage Festival on July 1st.
 - Attending a presentation by the Ohio Rail Commission hosted by Team NEO on July 12th.
 - Attended a meeting with members of the Portage Development Board, NOPEC, and American Coupling Systems to discuss financing options for energy efficient upgrades to the American Coupling Systems facility on July 18th.
 - Facilitated a showing of the Huntington Building between members of the Huntington Bank Real Estate team and a local company in need of more space on July 27th.
 - Franklin JEDD meeting July 26th.
 - Assisted MSK with the setup for the Wizardly Weekend on July 29th.
 - Brimfield JEDD meeting August 1st.
 - Tim Sahr and I met with American Coupling Systems to discuss the required upgrades to storm water management facilities if the company were to acquire the abutting property, on August 1st.
 - Attended an onsite meeting of the Davey Drill Property with Dan Morganti, Brad Ehrhart, and Brian Bialik to discuss possible brownfield grant funding for site remediation.
 - Attended the Metis Patio Party – Networking Event on August 8th.
 - Attended the Retail: Here, There and Everywhere panel and networking event hosted by the NAIOP at the Ernst & Young Tower in Cleveland on August 9th.
 - Met with a local business owner who is looking to relocate to downtown and reviewed available spaces on August 10th.
 - Facilitated a showing of 1347 Middlebury between the building owner and American Coupling Systems who is interested in the possible acquisition of the property for storage on August 15th.
 - Attended the Town & Gown meeting on August 17th.
 - Assisted MSK with the Crafty Crawl at MadCap Brew Co on August 27th.

- Attended the Local Government Breakfast hosted by the Portage Development Board at the NeoMed NEW Center on August 29th.
- Attended a remembrance and networking event with Mayor Fiala hosted by Habitat for Humanity in collaboration with Family and Community Services at the Freedom House on September 8th.
- Participated in a phone call with Jess Godwin of Retail Strategies about identifying retailers who could be a good fit for vacancies in Kent. These services have been funded by the Portage County Commissioners, who allocated ARPA funds for a three-year contract with Retail Strategies. A follow-up call will be scheduled by Jess Godwin.
- Attended Heritage Ohio's annual evaluation of Main Street Kent at the Kent Free Library on September 12th.
- Attended a virtual meeting with members of the Portage Development Board, Team NEO, and Primal Screen, to discuss the use of the JobsOhio Inclusion Grant for the purchase of new machinery on September 18th.
- Toured the Davey SEED Campus with members of the Portage County Development Board and Team NEO on September 19th.
- Participated in a meeting with other members from the Economic Vitality subcommittee of Main Street Kent to discuss programming events for local businesses built around the 2024 Eclipse on September 20th.
- Assisted MSK with the setup for Oktoberfest on September 23rd.