

**KENT POLICE DEPARTMENT  
MARCH 2023**

	MARCH 2022	MARCH 2023	TOTAL 2022	TOTAL 2023	
CALLS FOR SERVICE	1974	1759	4991	4972	
KENT FIRE CALLS	440	491	1305	1322	
BRIMFIELD FIRE CALLS	UNK	145	UNK	418	
ARRESTS, TOTAL	165	138	415	378	
JUVENILE ARRESTS	6	4	17	12	
O.V.I. ARRESTS	20	14	45	52	
TRAFFIC CITATIONS	188	132	448	444	
PARKING TICKETS	1188	1005	2821	2456	
ACCIDENT REPORTS	59	67	163	156	
Property Damage	26	44	82	89	
Injury	5	5	17	13	
Private Property	17	12	42	32	
Hit-Skip	7	5	15	15	
OVI Related	4	1	7	6	
Pedestrians	0	0	0	1	
Fatals	0	0	0	0	
U.C.R. STATISTICS					
Homicide	0	0	0	0	
Rape	0	0	0	0	
Robbery	0	0	1	0	
Assault Total	9	11	40	27	
Serious		2	0	3	4
Simple		7	11	37	23
Burglary	3	4	7	7	
Larceny	10	17	43	62	
Auto Theft	3	0	7	1	
Arson	0	0	1	0	
Human Trafficking:Servitude	0	0	0	0	
Human Trafficking:Sex Acts	0	0	0	0	
TOTAL	25	32	99	97	
CRIME CLEARANCES					
Homicide	0	0	0	0	
Rape	0	0	0	0	
Robbery	0	0	1	0	
Assault Total	7	10	34	25	
Serious		2	1	3	5
Simple		5	9	31	20
Burglary	1	4	6	10	
Larceny	1	4	8	8	
Auto Theft	1	0	2	1	
Arson	0	0	0	0	
Human Trafficking:Servitude	0	0	0	0	
Human Trafficking:Sex Acts	0	0	0	0	
TOTAL	10	18	51	44	

**TRAFFIC TICKETS  
MARCH 2023**

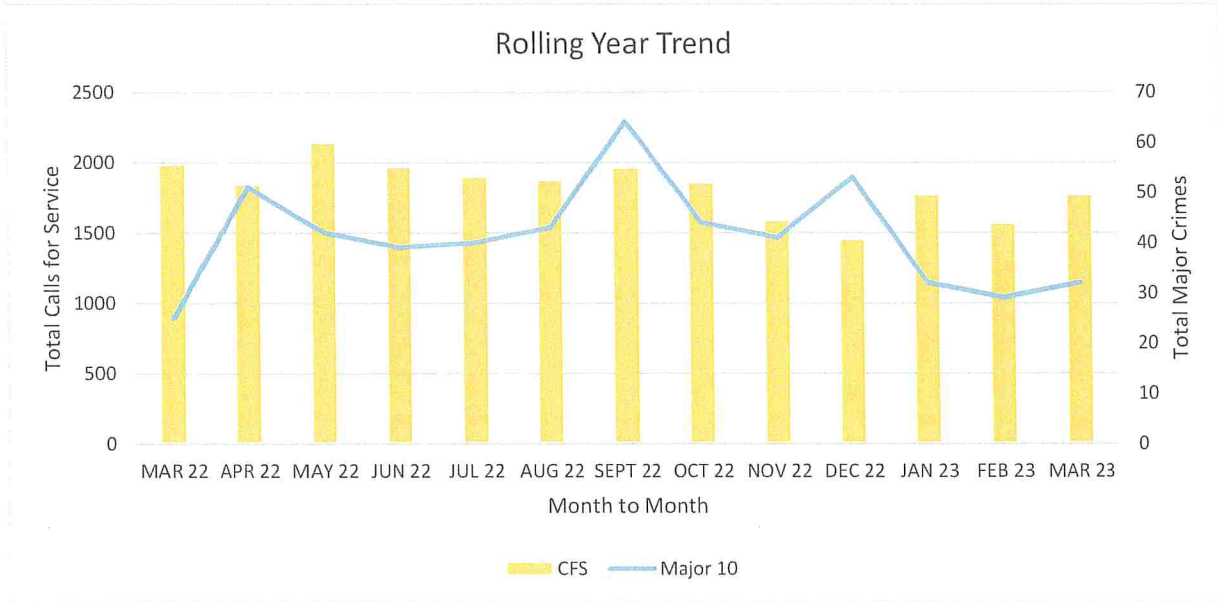
<b>TRAFFIC OFFENSE</b>	<b>TICKETS</b>
Certain Acts Prohibited	9
Child Restraint system required	1
Display Plates	3
Driving onto Roadway from Place Other Than Roadway:Duty to Yield	1
Driving Under Suspension	18
Driving Upon Right Side of Roadway	1
Expired or Unlawful License Plates	16
Failure to Control	3
Lighted Lights	3
Liquor Consumption in Motor Vehicle	1
Maximum Speed Limits; Assured Clear Distance Ahead	29
Littering	1
No Operator's License	3
Operation in Willful or Wanton Disregard of Safety	1
Overtaking, Passing to Left	1
OVI	14
Right of Way at Intersections	4
Right of Way of Public Safety or Coroner's Vehicle	1
Right of Way when Turning Left	3
Rules For Marked Lanes	6
Starting and Backing Vehicles	2
Stopping after Accident	1
Stopping for School Bus	1
Temporary Permit Restriction	1
Traffic Control Signals & Lights	2
Turn Signals	4

**ENFORCEMENT STATISTICS  
MARCH 2023**

		TRAFFIC CITATIONS	ARRESTS	OVI
CHIEF	SHEARER			
CAPT	PRUSHA			
CAPT	ENNEMOSER			
LT	TREHARN			
LT	LEWIS			
LT	WHEELER	3		
LT	SHORT			
LT	GAYDOSH			
SGT	SOIKA			
SGT	ENNEMOSER			
SGT	BOWEN	4	5	1
SGT	NELSON			
DET	JACOBS			
PTL	DARRAH		1	
PTL	COLE	3	3	
DET	GORMSEN			
PTL	FULLER	8	3	
DET	DOMER			
PTL	POE			
PTL	BUTCHER	1	2	
DET	MARINO			
PTL	HADAWAY	4	2	
PTL	HILBRUNER	11	6	1
PTL	AUCKLAND	3	4	
PTL	CARNAHAN		1	
PTL	BROOKS	3	2	1
PTL	OLDHAM			
PTL	SMITH	4	7	
PTL	KUNKA	2	4	1
PTL	DRISCOLL		2	
PTL	BURTON	11		
DET	NOAH		1	
PTL	WOMACK	3	1	
PTL	MCNULTY	4	5	1
PTL	ELLIS	13	20	4
PTL	SCHMITT	8	9	1
PTL	MOORE	3	10	
PTL	BRUNO	3	7	
PTL	STREBEL		9	1
PTL	WALKER	12	9	1
PTL	KERN	5	7	1
PTL	KNAPP	11	8	
PTL	BOLGRIN	7	9	1
	OTHER		1	
		126	138	14

# Calls for Service and Major Crimes

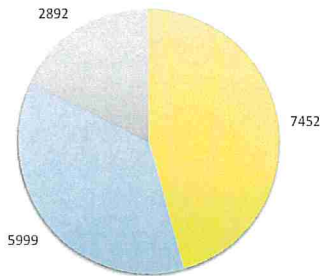
The FBI requests data for Uniform Crime Statistics over 10 Major Crimes: Homicide, Rape, Robbery, Assault, Burglary, Larceny, Auto Theft, Arson, Human Trafficking: Servitude and Human Trafficking: Sex Acts.



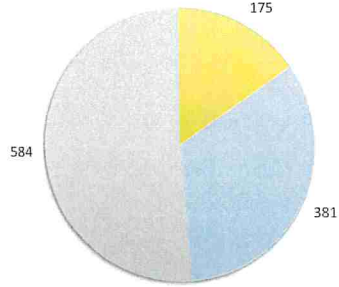
# Shift Activity and Action



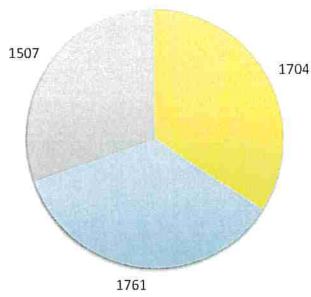
Inbound Calls by Shift



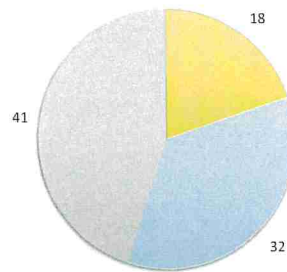
Traffic Stop by Shift



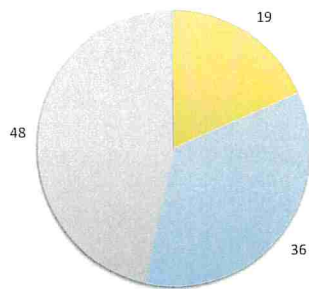
Incidents by Shift



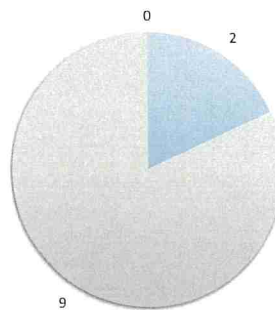
Tickets by Shift



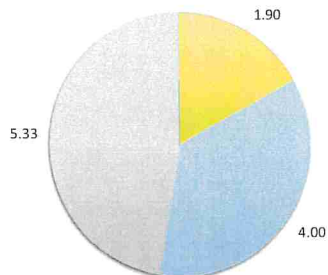
Arrests by Shift



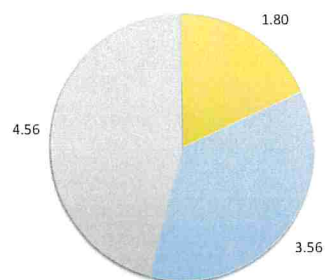
OVI by Shift



Arrest Average by Shift



Average Tickets by Shift



Saved



The summary has been successfully saved.

# Monthly Summary Detail

**NEW** - Monthly Summary of Domestic Violence Incident Statistics

## I. Participant Statistics

### A. Relationships

Relation	Alleged Victim/Complainant			Alleged Offender			Unclear Participant		
	Fatal Injury	Non-Fatal Injury	No Injury	Fatal Injury	Non-Fatal Injury	No Injury	Fatal Injury	Non-Fatal Injury	No Injury
1. Wife	0	1	0	0	0	1	0	0	0
2. Husband	0	1	0	0	0	1	0	0	0
3. Parent	0	0	0	0	0	0	0	0	0
4. Non-spousal relationship with child in common	0	2	1	0	0	3	0	0	0
5. Child or Children	0	0	0	0	0	0	0	0	0
6. Other family or household member	0	0	0	0	0	0	0	0	0
7. Former Spouse	0	0	0	0	0	0	0	0	0
8. Live-in Partner	0	1	1	0	0	2	0	0	0
9. Other	0	0	0	0	0	0	0	0	0

Individual Totals	<input type="text" value="0"/>	<input type="text" value="5"/>	<input type="text" value="2"/>	<input type="text" value="0"/>	<input type="text" value="0"/>	<input type="text" value="7"/>	<input type="text" value="0"/>	<input type="text" value="0"/>	<input type="text" value="0"/>
TOTAL	<input type="text" value="7"/>		<input type="text" value="7"/>			<input type="text" value="0"/>			

**B. Race/Ethnicity**

	Alleged Victim/Complainant	Alleged Offender	Unclear Participant
Asian	<input type="text" value="0"/>	<input type="text" value="0"/>	<input type="text" value="0"/>
African American	<input type="text" value="1"/>	<input type="text" value="2"/>	<input type="text" value="0"/>
Caucasian	<input type="text" value="6"/>	<input type="text" value="5"/>	<input type="text" value="0"/>
Native American	<input type="text" value="0"/>	<input type="text" value="0"/>	<input type="text" value="0"/>
Hispanic	<input type="text" value="0"/>	<input type="text" value="0"/>	<input type="text" value="0"/>
Other	<input type="text" value="0"/>	<input type="text" value="0"/>	<input type="text" value="0"/>
TOTAL	<input type="text" value="7"/>	<input type="text" value="7"/>	<input type="text" value="0"/>

**C. Age**

	Alleged Victim/Complainant	Alleged Offender	Unclear Participant
0-17	<input type="text" value="0"/>	<input type="text" value="0"/>	<input type="text" value="0"/>
18-40	<input type="text" value="6"/>	<input type="text" value="6"/>	<input type="text" value="0"/>
41-59	<input type="text" value="0"/>	<input type="text" value="0"/>	<input type="text" value="0"/>
60-84	<input type="text" value="1"/>	<input type="text" value="1"/>	<input type="text" value="0"/>
85-Older	<input type="text" value="0"/>	<input type="text" value="0"/>	<input type="text" value="0"/>
TOTAL	<input type="text" value="7"/>	<input type="text" value="7"/>	<input type="text" value="0"/>

**D. Sex**

	Alleged Victim/Complainant	Alleged Offender	Unclear Participant
Male	<input type="text" value="1"/>	<input type="text" value="6"/>	<input type="text" value="0"/>
Female	<input type="text" value="6"/>	<input type="text" value="1"/>	<input type="text" value="0"/>
TOTAL	<input type="text" value="7"/>	<input type="text" value="7"/>	<input type="text" value="0"/>

**II. Total Number of Domestic Violence/Dispute Calls:**

**III. Results of Calls:**

Calls With DVI Charge	Calls With No DVI Charge	
	Other Charge	No Charge
6	0	0

**IV.**

**Agency:\***

Kent Police Department

**ORI:**

OH0670300

**Agency Phone:**

(330) 673-3221

**Agency Email:\***

michael.lewis@kentohio.gov

**Officer Phone:\***

(330) 673-7732

**Officer Email:\***

elizabeth.sadowski@kentohio.gov

**Officer:**

esadowski06650

**Officer Name:**

Sadowski, Elizabeth

**V.**

**Date Agency Completed:**

(Submitted date) 

**County:**

Portage

**Month of Report:\***



March

**Year of Report:\***

2023

Save

Print

Submit

Exit w/o Saving

---

Bureau of Criminal Identification & Investigation  
P.O. Box 365  
London, Ohio 43140  
[www.OhioAttorneyGeneral.gov \(http://www.ohioattorneygeneral.gov/\)](http://www.ohioattorneygeneral.gov/)