

CITY OF KENT
DEPARTMENT OF PUBLIC SERVICE
DIVISION OF ENGINEERING

MEMO

May 8, 2008

To: Dave Ruller, City Manager

From: Gene Roberts, Service Director


RE: 2008 Pavement Maintenance Work Effort Funding

The City's current resource constrained capital budget has not allowed for Street Programs in 2007 and 2008. The lack of Street Programs has created a noted increase in pavement stress however, the City's Central Maintenance Division staff has responded to some of the most severe problem areas. In 2007 Central Maintenance experimented with completion of large hot mix asphalt repair areas, typically reserved for the Street Program contractor. The work completed in 2007 occurred on Avondale, Plum, Valleyview and Vine Streets included placement of 151-tons of asphalt in large partial depth and full depth asphalt pavement repair areas. The work effort included milling defective asphalt from the pavement section and placement of hot mix asphalt with the assistance of the Portage County Engineer's pavement crew and the use of the County's paver. The total area repaired was 1,066 square yards equating to \$37,310 worth of work based on 2006 Street Program contract prices (\$35/SY). The total cost for the 2007 Central Maintenance completed work is as follows:


| | |
|--------------------------------|--------------|
| Central Maintenance Staff Time | \$ 3,361.72 |
| Equipment Rental | \$ 2,900.00 |
| Portage County Engineer | \$ 895.20 |
| Material | \$ 6,491.10 |
| Total Cost | \$ 13,648.02 |
| Contract Value (2006 Dollars) | \$ 37,310.00 |
| Savings | \$ 23,661.98 |

At the completion of the 2007 Central Maintenance work effort, staff reviewed what they had completed and recommended purchase of equipment that would further reduce the cost to complete the needed repairs for both equipment rental and increased efficiency. In 2008 the Capital Plan included purchase of a small paver and a grinder attachment for the City's bob cat, that equipment has been ordered and the grinder has been received. Additional equipment identified and not funded are a small roller and a hot box. The purpose of the small roller and a hot box allows staff to complete smaller repairs before they become large enough to warrant use of the paver thus expanding the range of repair sizes that can be completed efficiently. The roller being requested is a Bomag BW900-2 tandem vibratory roller with roller drum width of 35-inches. The current City roller is a tow behind 3 ½ ton static drum roller which limits the repair width that can effectively be compacted to 4-feet or wider. The width limitation requires that a small asphalt repair be opened to a minimum 4-foot width to allow the roller to drop down onto the hot asphalt to achieve compaction. The requested smaller roller is equipped with vibratory compaction capabilities, which induces a dynamic load into the hot asphalt thus completing deeper compaction in less time.

Bomag BW900-2



The hot box that has been identified by staff as being needed is a Marathon Hot Mix Transporter. The purpose of a hot box is to hold the temperature of hot mix asphalt above its plastic limit or hot enough for proper placement and compaction. In the past staff has procured hot mix asphalt for repairs in small quantities from an asphalt plant and then attempts to place the small quantity prior to the asphalt becoming too cool to place and properly compact. This effort required additional trips to load asphalt at the plant thus less time actually placing asphalt and the inevitable disposal of cold asphalt.



What the trailer mounted Marathon Hot Mix Transporter provides staff, is the ability to complete small asphalt repairs at multiple locations efficiently. This is accomplished because the Hot Mix Transporter is equipped with an oil heating jacket and burner surrounding the asphalt which will maintain hot mix asphalt at a temperature that allows for proper placement and compaction indefinitely.

Both pieces of equipment are available on the state bid list at the following quoted prices:

| | |
|---------------------|--------------|
| Bomag BW900-2 | \$ 18,570.00 |
| Hot Mix Transporter | \$ 20,319.20 |
| Total Equipment | \$ 38,889.20 |

Staff respectfully requests approval for the purchase of the above described equipment to assist

in the proper completion of the following pavement areas that have been identified as needing asphalt repairs that can be completed by the Central Maintenance staff.

2008 Central Maintenance Work Plan

| | Surface |
|--------------------------------|--------------|
| Street Name | Area S.Y. |
| Whitehall Boulevard | 611.1 |
| College Court | 1016.8 |
| Gale Dr. (Cul-de-sac) | 333.3 |
| Whittier | 444.4 |
| S. Lincoln Street | 243.0 |
| Meredith | 250.0 |
| Harvey (N. of Steele) | 33.3 |
| Morris @ Ivan | 85.0 |
| Woodard | 108.0 |
| Horning (@ Main St.) | 489.8 |
| 636 Woodside | 80.2 |
| Roosevelt (Leonard - Meredith) | 60.0 |
| TOTALS: | 3755.0 |
| | |
| ESTM. MATERIAL COST: | \$ 20,861.11 |

The total work effort planned for asphalt pavement repairs by the City's Central Maintenance staff is aggressive in comparison to the completed work in 2007 of 1,066 square yards. By extrapolating the previously reported savings (2006 dollars) of \$ 23,661.98 for the 1,066 square yards of repairs completed in 2007 and applying the savings at a rate based on 2007 work completed to 2008 planned ($3755/1066=3.5$) a potential savings of \$83,349.66 can be experienced.

Staff requests funds in the amount of \$22,000 for purchase of the needed asphalt and incidental supplies to complete the planned work effort by the Central Maintenance Division in 2008.

A final issue which staff is requesting funding for is to partner with Franklin Township to complete resurfacing of the City's portion of Horning Road and Rhodes Road. Franklin Township has entered into a contract for their 2008 resurfacing program and the City's Engineering Division has calculated an estimate to complete the work necessary to resurface the following areas:

Area No. 1 Horning Road from the end of the curb section (by KSU campus) east to the City's boundary with Franklin Township.

Area No. 2 Horning Road north from Summit Street to the City's boundary with Franklin Township.

Area No. 3 Rhodes Road from the end of the curb section east of Loop Road east to the City's boundary with Franklin Township.

The Engineering Division estimated cost to complete the work under Franklin Township's contract is \$65,000. In addition to the work under Franklin Township's contract pavement markings will need to be replaced at a cost of \$7,500 and pavement repairs, storm water ditching and drainage modifications by the Central Maintenance Division amount to \$8,000. The total estimated cost for Horning and Rhodes Road resurfacing and related work is \$80,500.


| | |
|---------------------|---------------|
| Total Equipment | \$ 38,889.20 |
| Asphalt/incidentals | \$ 22,000.00 |
| Rhodes/Horning | \$ 80,500.00 |
| Total Funding: | \$ 141,329.20 |

The City of Kent has received from the Ohio Department of Transportation \$190,000 from the pre-construction payment required by ODOT for the resurfacing of South Water Street. Staff respectfully requests appropriation of \$145,000 for street maintenance as previously described. The source of the funds for this request is the ODOT refund.

As a final note Central Maintenance has had discussions with the Kent City Park and Recreation Department to place the asphalt pavement on their new hike and bike trail (The Portage) from Middlebury Road east along the Cuyahoga River to the end of the project by using the City's recently purchased paver. Additionally, Central Maintenance has been asked to provide the labor and the equipment to construct the Council requested pathways along Horning Road and Rhodes Road which are currently being designed by the City's Engineering Division. This work is being completed in cooperation and cost sharing with Franklin Township and Kent State University.

It will be a busy summer for our Central Maintenance Staff as they expand the services provided to the residents of Kent. On a personal note, I would like to take this opportunity to commend the Central Maintenance Staff for their leadership and attempting this very aggressive work effort.

cc: Barbara Rissland, Budget & Finance Director
James Bowling, P.E., City Engineer
Jack Hogue, Central Maintenance Manager
Bob Kish, Central Maintenance Chief Operator
Max Gilliland, Central Maintenance Chief Operator
Chris Sample, Central Maintenance Chief Operator
Pat Homan, Engineering Technician, Street Program Coordinator
file



Successful First Year for Main Street Kent

It has been an exciting year for Main Street Kent! Although the Main Street program is not an overnight solution, many successful efforts have been made to highlight the downtown to potential customers in and out of town. Several businesses have improved their storefronts including Ray's Place and the expansion of the Water Street Tavern.

Several new or relocated businesses have arrived including:

Main Street

- McKay Bricker Gallery
- Black Squirrel Gallery and the Kent State Gallery
- Professor's Pub
- sketch studio and Sage Design
- Leander's Barbershop
- Apex Wealth Management
- Gallery Saggio – OPEN SOON

South Water Street

- LMS Creative Communication, Ltd.
- The Backerei – NOW OPEN
- Design Monkey LTD

North Water Street

- Scribbles, a fair-trade coffee house

In addition, several new and improved events have been held in the downtown that have brought new customers to the downtown and increased sales for existing businesses including an Art & Wine Festival, a historic train ride, the Family Night Halloween Events and the world famous Clydesdales. Within the next several years there should be even more significant changes to the downtown.

A weekly Main Street Kent e-mail update is sent out most Fridays. If you would like to be included on this e-mail list please send your e-mail to mary@mainstreetkent.org.

Also, we are always looking for more volunteers. Opportunities to volunteer include everything from serving on a committee to just a couple of hours of help at an event. If you would like to volunteer or have other questions, comments or ideas for Main Street Kent please call Mary Gilbert at 330-677-8000 or via e-mail.

Mary Gilbert, Executive Director

Downtown Kent Events Schedule

| | | | |
|---------------------|--------------------------------|----------------------------|----------|
| Saturday, May 10 | Downtown Kent Sidewalk Sale | Downtown Kent | 10AM-4PM |
| Saturday, May 17 | RiverDay Celebration | Downtown Kent | 10AM-1PM |
| Saturday, May 17 | Poetry in the Park | Home Savings Bank Plaza | Noon-2PM |
| Friday, June 20 | After Work Party | Home Savings Bank Plaza | |
| Friday, June 27 | Sidewalk Cinema | Home Savings Bank Plaza | |

**City of Kent
Income Tax Division**

April 30, 2008

Income Tax Receipts Comparisons



Monthly Receipts

| | |
|---|-------------|
| Total receipts for the month of April, 2008 | \$1,239,907 |
| Total receipts for the month of April, 2007 | \$1,346,584 |
| Total receipts for the month of April, 2006 | \$1,340,831 |

Year-to-date Receipts and Percent of Total Annual Receipts Collected

| | <u>Year-to-date Actual</u> | <u>Percent of Annual</u> |
|---|--------------------------------|------------------------------|
| Total receipts January 1 through April 30, 2008 | \$3,948,951 | |
| Total receipts January 1 through April 30, 2007 | \$3,860,008 | 36.21% |
| Total receipts January 1 through April 30, 2006 | \$3,769,403 | 36.54% |

Year-to-date Receipts Through April 30, 2008 - Budget vs. Actual

| <u>Year</u> | <u>Annual Budgeted Receipts</u> | <u>Year-to-date Actual Receipts</u> | <u>Percent Collected</u> | <u>Percent Remaining</u> |
|-------------|---|---|------------------------------|------------------------------|
| 2008 | \$ 10,650,000 | \$ 3,948,951 | 37.08% | 62.92% |

Comparisons of Total Annual Receipts for Previous Five Years

| <u>Year</u> | <u>Total Receipts</u> | <u>Percent Change From Prior Year</u> |
|-------------|---------------------------|---|
| 2003 | \$ 9,858,755 | 0.80% |
| 2004 | \$ 9,725,496 | -1.35% |
| 2005 | \$ 10,305,381 | 5.96% |
| 2006 | \$ 10,315,429 | 0.10% |
| 2007 | \$ 10,660,344 | 3.34% |

Submitted by Bh & R, Director of Budget and Finance

2008 CITY OF KENT, OHIO
Comparison of Income Tax Receipts
for Month Ended April 30, 2008

| Month | Monthly Receipts | | | Comparisons | |
|-----------|------------------|---------------|--------------|-------------|----------------|
| | 2006 | 2007 | 2008 | Amount | Percent Change |
| January | \$ 996,745 | \$ 987,236 | \$ 1,014,300 | \$ 27,064 | 2.74% |
| February | 715,709 | 768,642 | 816,920 | 48,278 | 6.28% |
| March | 716,118 | 757,546 | 877,824 | 120,278 | 15.88% |
| April | 1,340,831 | 1,346,584 | 1,239,907 | (106,677) | -7.92% |
| May | 737,775 | 723,424 | | | |
| June | 769,621 | 801,943 | | | |
| July | 902,983 | 969,423 | | | |
| August | 720,086 | 778,963 | | | |
| September | 726,720 | 790,013 | | | |
| October | 1,060,706 | 1,036,336 | | | |
| November | 747,652 | 774,843 | | | |
| December | 880,483 | 925,391 | | | |
| Totals | \$ 10,315,429 | \$ 10,660,344 | \$ 3,948,951 | | |

| Month | Year-to-Date Receipts | | | Comparisons | |
|-----------|-----------------------|---------------|-----------|-------------|----------------|
| | 2006 | 2007 | 2008 | Amount | Percent Change |
| January | \$ 996,745 | \$ 987,236 | 1,014,300 | \$ 27,064 | 2.74% |
| February | 1,712,454 | 1,755,878 | 1,831,220 | 75,342 | 4.29% |
| March | 2,428,572 | 2,513,424 | 2,709,044 | 195,620 | 7.78% |
| April | 3,769,403 | 3,860,008 | 3,948,951 | 88,943 | 2.30% |
| May | 4,507,178 | 4,583,432 | | | |
| June | 5,276,799 | 5,385,375 | | | |
| July | 6,179,782 | 6,354,798 | | | |
| August | 6,899,867 | 7,133,761 | | | |
| September | 7,626,587 | 7,923,774 | | | |
| October | 8,687,294 | 8,960,110 | | | |
| November | 9,434,946 | 9,734,953 | | | |
| December | 10,315,429 | 10,660,344 | | | |
| Totals | \$ 10,315,429 | \$ 10,660,344 | | | |

2008 CITY OF KENT, OHIO
Comparison of Income Tax Receipts from Kent State University
for Month Ended April 30, 2008

| Month | Monthly Receipts | | | Comparisons | |
|-----------|------------------|--------------|--------------|-------------|----------------|
| | 2006 | 2007 | 2008 | Amount | Percent Change |
| January | \$ 302,309 | \$ 314,973 | \$ 328,155 | \$ 13,182 | 4.19% |
| February | 280,053 | 286,113 | 304,739 | 18,626 | 6.51% |
| March | 294,956 | 307,993 | 359,268 | 51,275 | 16.65% |
| April | 323,523 | 342,472 | 324,465 | (18,007) | -5.26% |
| May | 291,294 | 308,937 | | | |
| June | 293,407 | 304,326 | | | |
| July | 230,064 | 281,361 | | | |
| August | 285,544 | 302,157 | | | |
| September | 270,481 | 282,966 | | | |
| October | 342,903 | 321,719 | | | |
| November | 314,109 | 326,890 | | | |
| December | 313,437 | 328,024 | | | |
| Totals | \$ 3,542,080 | \$ 3,707,931 | \$ 1,316,627 | | |

| Month | Year-to-Date Receipts | | | Comparisons | |
|-----------|-----------------------|--------------|------------|-------------|----------------|
| | 2006 | 2007 | 2008 | Amount | Percent Change |
| January | \$ 302,309 | \$ 314,973 | \$ 328,155 | \$ 13,182 | 4.19% |
| February | 582,362 | 601,086 | 632,894 | 31,808 | 5.29% |
| March | 877,318 | 909,079 | 992,162 | 83,083 | 9.14% |
| April | 1,200,841 | 1,251,551 | 1,316,627 | 65,076 | 5.20% |
| May | 1,492,135 | 1,560,488 | | | |
| June | 1,785,542 | 1,864,814 | | | |
| July | 2,015,606 | 2,146,175 | | | |
| August | 2,301,150 | 2,448,332 | | | |
| September | 2,571,631 | 2,731,298 | | | |
| October | 2,914,534 | 3,053,017 | | | |
| November | 3,228,643 | 3,379,907 | | | |
| December | 3,542,080 | 3,707,931 | | | |
| Totals | \$ 3,542,080 | \$ 3,707,931 | | | |

2008 CITY OF KENT, OHIO
Comparison of Income Tax Receipts from Kent State University
for Month Ended April 30, 2008

Comparisons of Total Annual Receipts for Previous Five Years

| <u>Year</u> | <u>Total Receipts</u> | <u>Percent Change</u> |
|-------------|---------------------------|---------------------------|
| 2003 | \$ 3,288,771 | 3.07% |
| 2004 | \$ 3,371,065 | 2.50% |
| 2005 | \$ 3,452,767 | 2.42% |
| 2006 | \$ 3,542,080 | 2.59% |
| 2007 | \$ 3,707,931 | 4.68% |