

TO: Dave Ruller  
FROM: Angela Manley, Parks and Recreation Director  
DATE: December 23, 2024  
RE: Kent Parks and Recreation Donation

The Kent Parks & Recreation Department has received the following program financial support to be used for the Kent Parks and Recreation annual River Days event:

Ohio Department of Natural Resources Sport Fish Restoration Program - \$2,069.51

This payment has been deposited electronically. Please request the necessary authorization from City Council to accept this donation and to allow Budget & Finance to appropriate the same amount to this account number (106-03-53-301-7420) in the Parks & Recreation Fund. Your attention to this matter is greatly appreciated!

CC:  
Budget & Finance  
Kathy Coleman, Clerk of Council  
Kent Parks & Recreation Board

TO: Dave Ruller  
FROM: Angela Manley, Parks and Recreation Director  
DATE: January 8, 2025  
RE: Kent Parks and Recreation Donation

The Kent Parks & Recreation Department has received the following donation to be used for “unrestricted” purposes by Kent Parks and Recreation:

Henry V. and Frances W. Christenson Charitable Foundation - \$1,500.00

The check has been forwarded to Budget and Finance and will be held until Council formally accepts the donation. Please request the necessary authorization from City Council to accept this donation and to allow Budget & Finance to appropriate the same amount to this account number (106-03-53-301-7420) in the Parks & Recreation Fund. Your attention to this matter is greatly appreciated!

CC:  
Budget & Finance  
Clerk of Council  
Kent Parks & Recreation Board



# CITY OF KENT, OHIO

---

## DEPARTMENT OF COMMUNITY DEVELOPMENT

DATE: January 16, 2025  
TO: Dave Ruller, City Manager  
FROM: Bridget Susel, Community Development Director  
RE: Unauthorized Item: Main Street Kent Grant

---

Main Street Kent (MSK) contacted the Community Development Department regarding a grant opportunity being offered through General Motors (GM). The “Community Placemaking Grants” program is open to municipalities and nonprofits operating in five states, including Ohio, and according to GM:

The program [will] offer three nonprofits or public agencies \$100,000 each in direct funding to transform key public spaces into **lively community hubs that improve street safety and mobility**. The grants will also include placemaking technical assistance and capacity building from our team.

Main Street Kent is not a 501(c)3 nonprofit organization so it cannot submit directly and is requesting the City act as its admirative agent for submission of the necessary application and documentation on its behalf. MSK is still developing the specifics of its proposal, but it is reporting its general focus will be on “aligning [with] Council's recommendation to enhance street and pedestrian safety while improving access to local businesses.” Potential areas of focus for the proposed plan may include Dan Smith Park and the surrounding areas.

I am respectfully requesting Council authorization, with emergency, of this unauthorized item to allow the City to submit any required documentation provided by Main Street Kent to General Motors for this grant opportunity and if funding is awarded, to authorize the Community Development Department to provide administrative oversight of grant requirements throughout the grant funding period.

If you need any additional information in order to add this unauthorized item to the January 22, 2025 agenda, please let us know.

Thank you.

Cc: Hope Jones, Law Director  
Kathy Coleman, Interim Clerk of Council  
Heather Malarcik, Executive Director, Main Street Kent

Attachment

930 Overholt Rd., Kent, Ohio 44240 • (330) 678-8108 fax (330) 678-8030 •

[www.KentOhio.org](http://www.KentOhio.org)

GENERAL MOTORS

## Social Impact Partnerships

With the support of like-minded partners, Project for Public Spaces manages grant, technical assistance, and leadership programs that help local partners to transform their public spaces.

In many American cities, not only are public spaces inequitably distributed and poorly maintained—but the people in the communities with the least access also rarely have the opportunity to shape public spaces themselves.

Project for Public Spaces' **Community Placemaking Grants** enable US-based nonprofits and government agencies to address this inequality of access by working directly with local stakeholders to transform public spaces or co-create new ones. We do this by providing direct funding, technical assistance, and capacity building facilitated by Project for Public Spaces.

## Partner with Us

Project for Public Spaces is actively seeking philanthropic contributions from companies, foundations, and private individuals for the next round of Community Placemaking Grants.

## Winter 2025 Grants

The program offers three nonprofits or public agencies and municipalities in Georgia, Michigan, New York, Ohio, and Texas \$100,000 each in direct funding to transform key public spaces into **lively community hubs that improve street safety and**

**mobility.** The grants will also include placemaking technical assistance and capacity building from our team.

**Informational Webinar Recording:** Learn more about the selection process and grantee experience.

This cycle, we have **two initiatives of focus** for applicants to choose to apply:

***Streets as Places*** will improve street safety to allow streets to fulfill their role as the most accessible public spaces across the US.

***Destination Stations*** will improve user experience and awareness at mobility hubs for public transit, EV charging, and micro-mobility through public space amenities and programming.

The selected applicants will have the opportunity to work with local residents and partners to facilitate a placemaking process in collaboration with Project for Public Spaces that results in physical and programmatic improvements to the space.

**Each selected recipient will receive:**

- \$100,000 in funding for physical and programmatic improvements to a public space
- Design, research, community engagement, and implementation support from the Project for Public Spaces team
- Leadership development opportunities to meet and learn from fellow grantees and participate in Project for Public Spaces trainings and conferences



**KENT CITY HEALTH DEPARTMENT  
STATISTICAL REPORT 2024**

<b>HEALTH DEPT. \$ COLLECTED</b>		<b>Dec-24</b>	<b>YTD 2024</b>	<b>Dec-23</b>	<b>YTD 2023</b>
Vital Statistics	\$	18,114.00	\$ 205,891.68	\$ 19,874.00	\$ 241,637.27
Retail Food Establishments	\$	-	\$ 22,546.50	\$ 280.00	\$ 21,658.00
Food Service Operations	\$	830.00	\$ 95,246.13	\$ 1,940.00	\$ 92,513.83
Recreational Water- Pools & Spas	\$	-	\$ 12,463.75	\$ -	\$ 12,195.00
Housing	\$	3,431.25	\$ 128,442.50	\$ 2,732.50	\$ 131,882.00
Body Art Establishments	\$	2,400.00	\$ 3,900.00	\$ 1,800.00	\$ 3,100.00
Solid Waste Haulers	\$	-	\$ 1,200.00	\$ -	\$ 1,600.00
Tobacco Retail Establishments	\$	-	\$ 7,500.00	\$ 300.00	\$ 11,100.00
Trash Ticketing	\$	-	\$ 350.00	\$ 30.00	\$ 250.00
Smoke-Free Investigation	\$	-	\$ 615.00	\$ -	\$ 500.00
Nat'l Env. Health Assoc.- FDA Grant	\$	-	\$ 5,000.00	\$ -	\$ 4,230.31
Tobacco Use Grant	\$	-	\$ 45,575.00	\$ -	\$ 91,325.00
EPA Grant for Vector Control	\$	-	\$ 25,000.00	\$ -	\$ 25,000.00
COVID Grants	\$	-	\$ -	\$ -	\$ 87,420.91
Workforce Development Grant	\$	-	\$ 34,232.07	\$ -	\$ 95,951.82
Healthy Eating & Active Living (HEAL) Grant	\$	-	\$ 25,000.00	\$ -	\$ 10,000.00
Falls-Staying Active & Independent (SAIL) Grant	\$	-	\$ -	\$ -	\$ 2,400.00
Americorps (VISTA) Grant	\$	5,469.89	\$ 61,422.95	\$ 7,059.28	\$ 11,586.51
State Subsidies	\$	-	\$ 18,370.12	\$ -	\$ 18,785.62
Medicaid Administrative Claiming	\$	3,861.69	\$ 16,757.52	\$ -	\$ 10,968.69
Nurse Clinic	\$	1,176.68	\$ 2,398.74	\$ -	\$ -
Miscellaneous:					
Other	\$	-	\$ 168.80	\$ 1,000.00	\$ 2,995.00
Copy Fees	\$	6.30	\$ 57.50	\$ -	\$ -
Mailing Fees	\$	94.50	\$ 2,080.00	\$ 176.40	\$ 2,672.40
Overpayments	\$	-	\$ 13.00	\$ -	\$ 15.02
<b>TOTAL COLLECTED</b>	<b>\$</b>	<b>35,384.31</b>	<b>\$ 714,231.26</b>	<b>\$ 35,192.18</b>	<b>\$ 879,787.38</b>
<b>TO STATE</b>					
Vital Statistics	\$	-	\$ 124,394.96	\$ -	\$ 133,613.36
Burial Permit Fees	\$	175.00	\$ 1,422.50	\$ 125.00	\$ 1,460.00
Retail Food Establishments	\$	-	\$ 1,372.00	\$ -	\$ 1,288.00
Food Service Operations	\$	-	\$ 4,214.00	\$ -	\$ 4,012.00
Recreational Water- Pools & Spas	\$	-	\$ 1,420.00	\$ -	\$ 1,420.00
<b>TOTAL</b>	<b>\$</b>	<b>175.00</b>	<b>\$ 132,823.46</b>	<b>\$ 125.00</b>	<b>\$ 141,793.36</b>
<b>TOTAL ASSETS</b>	<b>\$</b>	<b>35,209.31</b>	<b>\$ 581,407.80</b>	<b>\$ 35,067.18</b>	<b>\$ 737,994.02</b>

KENT CITY HEALTH DEPARTMENT STATISTICAL REPORT Continued

	Dec-24	YTD 2024	Dec-23	YTD 2023
<b>PERMIT/License</b>				
Retail Food Establishments	0	51	0	46
Food Service Operations	0	168	0	176
Food Service Operations- Vending	0	7	0	6
Recreational Water- Pools & Spas	0	19	0	19
Housing	10	320	15	318
Body Art Establishments	4	8	4	6
Solid Waste Haulers	0	20	0	27
Tobacco Retail Establishments	0	14	0	27
<b>TOTAL</b>	<b>14</b>	<b>607</b>	<b>19</b>	<b>625</b>

**MOSQUITO CONTROL**

	Intern	Staff	Total		
Surveillance Hours	0.0	0.0	595.5	0.0	525.8
Larvicide Hours	0.0	0.0	60.0	2.0	70.0
Adulticide Hours	0.0	0.0	127.00	0.0	101.3
Office Hours	0.0	0.0	23.0	0.0	20.5
Sites Visited		0	375	0	244

**COMPLAINTS**

Received	4	129	7	153
Abated	2	70	4	92

**COMMUNICABLE DISEASE**

	43	729	148	1033
--	----	-----	-----	------

**IMMUNIZATIONS- COVID**

	0	9	0	39
Child	0	0	0	0
Adult	0	0	0	0

**IMMUNIZATIONS- INFLUENZA**

	2	82	0	48
Child	0	0	0	9
Adult	2	2	0	39

**IMMUNIZATIONS- OTHER**

	2	8	0	6
Child	0	0	0	0
Adult Rabies	2	2	0	6

**VITAL STATISTICS- Certified Copies Issued**

Birth Certificates	176	3238	270	3495
Death Certificates	570	5904	551	6297



## KENT FIRE DEPARTMENT MONTHLY INCIDENT REPORT DECEMBER 2024

### FIRE INCIDENT RESPONSE INFORMATION

	CURRENT PERIOD			YEAR TO DATE		
	2024	2023	2022	2024	2023	2022
<b>Summary of Fire Incident Alarms</b>						
City of Kent	63	56	86	868	955	889
Kent State University	16	21	41	308	318	386
Franklin Township	25	10	15	216	204	194
Sugar Bush Knolls	1	0	0	5	5	1
Mutual Aid Given	5	2	7	113	68	58
<b>Total Fire Incident Alarms</b>	<b>110</b>	<b>89</b>	<b>149</b>	<b>1510</b>	<b>1550</b>	<b>1528</b>

### Summary of Mutual Aid Received by Location

City of Kent	0	1	0	8	12	14
Kent State University	0	0	0	2	3	1
Franklin Township	1	1	0	7	4	3
Sugar Bush Knolls	0	0	0	0	0	0
<b>Total Mutual Aid</b>	<b>1</b>	<b>2</b>	<b>0</b>	<b>17</b>	<b>19</b>	<b>18</b>

### EMERGENCY MEDICAL SERVICE RESPONSE INFORMATION

#### Summary of Emergency Medical Service Responses

	CURRENT PERIOD			YEAR TO DATE		
	2024	2023	2022	2024	2023	2022
City of Kent	285	233	266	2991	2865	2986
Kent State University	33	16	19	466	316	296
Franklin Township	44	51	62	551	589	622
Sugar Bush Knolls	0	0	0	11	18	13
Mutual Aid Given	15	10	10	128	60	54
<b>Emergency Medical Service Responses</b>	<b>377</b>	<b>310</b>	<b>357</b>	<b>4147</b>	<b>3848</b>	<b>3971</b>

#### Summary of Mutual Aid Received by Location

City of Kent	3	0	7	33	3	42
Kent State University	0	0	1	5	0	3
Franklin Township	0	0	1	7	1	4
Sugar Bush Knolls	0	0	0	0	0	0
<b>Total Mutual Aid</b>	<b>3</b>	<b>0</b>	<b>9</b>	<b>45</b>	<b>4</b>	<b>49</b>

<b>TOTAL FIRE AND EMERGENCY MEDICAL SERVICE RESPONSE INCIDENTS</b>	<b>487</b>	<b>399</b>	<b>506</b>	<b>5657</b>	<b>5398</b>	<b>5499</b>
--	------------	------------	------------	-------------	-------------	-------------

<b>TOTAL ALL RESPONSES , INCLUDING MUTUAL AID</b>	<b>491</b>	<b>401</b>	<b>515</b>	<b>5719</b>	<b>5421</b>	<b>5566</b>
---	------------	------------	------------	-------------	-------------	-------------

<b>TOTAL ALL RESPONSES , INCLUDING MUTUAL AID</b>	<b>491</b>	<b>401</b>	<b>515</b>	<b>5719</b>	<b>5421</b>	<b>5566</b>
---	------------	------------	------------	-------------	-------------	-------------

<b>PARAMEDICINE PROGRAM RESPONSES*</b>	<b>17</b>	<b>11</b>		<b>157</b>	<b>157</b>	
--	-----------	-----------	--	------------	------------	--

<b>TOTAL ALL RESPONSES</b>	<b>508</b>	<b>412</b>		<b>5876</b>	<b>5578</b>	
----------------------------	------------	------------	--	-------------	-------------	--

\* The Paramedicine Program began responses in August 2022



**City of Kent  
Income Tax Division**

**December 31, 2024  
Income Tax Receipts Comparison - ( Excluding 0.25% Police Facility Receipts )**

**Monthly Cash Basis Receipts**

Total receipts for the month of December, 2024	\$	1,379,506
Total receipts for the month of December, 2023	\$	1,252,714
Total receipts for the month of December, 2022	\$	1,295,459

**Year-to-date Receipts and Percent of Total Annual Receipts Collected**

		<u>Year-to-date Actual</u>	<u>Percent of Annual</u>
Total receipts January 1 through December 31, 2024	\$	18,304,594	101.94%
Total receipts January 1 through December 31, 2023	\$	17,533,848	101.16%
Total receipts January 1 through December 31, 2022	\$	16,645,865	112.14%

**Year-to-date Receipts Through December 31, 2024 - Budget vs. Actual**

<u>Year</u>	<u>Annual Budgeted Receipts</u>	<u>Revised Budgeted Receipts</u>	<u>Year-to-date Actual Receipts</u>	<u>Percent Collected</u>	<u>Percent Remaining</u>
2024	\$ 17,955,556	\$ 17,955,556	\$ 18,304,594	101.94%	-1.94%

**Comparisons of Total Annual Receipts for Previous Ten Years**

<u>Year</u>	<u>Total Cash Basis Receipts*</u>	<u>Change From Prior Year</u>	
2014	12,733,226	-0.48%	* - Changed from accrual basis of accounting to a cash basis of accounting for RITA Income Tax in December, 2020. All years have been restated to be on a cash basis for RITA receipts to make this report comparable from year to year.
2015	14,579,500	14.50%	
2016	14,192,888	-2.65%	
2017	14,525,574	2.34%	
2018	14,297,948	-1.57%	
2019	14,855,372	3.90%	
2020	14,592,066	-1.77%	
2021	14,929,900	2.32%	
2022	16,645,865	11.49%	
2023	17,533,848	5.33%	

Submitted by



, Director of Budget and Finance

**2024 CITY OF KENT, OHIO**  
**Comparison of Income Tax Receipts**  
**(Excluding 0.25% Police Facility Receipts)**  
**as of Month Ended December 31, 2024**

<b>Monthly Cash Basis Receipts</b>				<b>Comparisons</b>	
<b>Month</b>	<b>2022</b>	<b>2023</b>	<b>2024</b>	<b>Amount</b>	<b>Percent Change</b>
January	\$ 1,388,381	\$ 1,601,454	\$ 1,361,101	\$ (240,353)	-15.01%
February	1,337,345	1,609,396	1,599,888	(9,508)	-0.59%
March	1,133,750	1,262,958	1,248,335	(14,622)	-1.16%
April	1,389,808	1,419,192	1,456,278	37,086	2.61%
May	1,616,141	1,772,580	2,374,830	602,250	33.98%
June	1,481,074	1,661,424	1,453,801	(207,624)	-12.50%
July	1,455,656	1,382,337	1,472,405	90,069	6.52%
August	1,138,884	1,377,077	1,520,823	143,746	10.44%
September	1,359,525	1,241,696	1,289,344	47,648	3.84%
October	1,588,594	1,395,902	1,718,384	322,482	23.10%
November	1,461,247	1,557,120	1,429,899	(127,221)	-8.17%
December	1,295,459	1,252,714	1,379,506	126,792	10.12%
<b>Totals</b>	<b>\$ 16,645,865</b>	<b>\$ 17,533,848</b>	<b>\$ 18,304,594</b>	<b>\$ 770,746</b>	

<b>Year-to-Date Receipts</b>				<b>Comparisons</b>	
<b>Month</b>	<b>2022</b>	<b>2023</b>	<b>2024</b>	<b>Amount</b>	<b>Percent Change</b>
January	\$ 1,388,381	\$ 1,601,454	\$ 1,361,101	\$ (240,353)	-15.01%
February	2,725,726	3,210,850	2,960,988	(249,861)	-7.78%
March	3,859,476	4,473,807	4,209,324	(264,484)	-5.91%
April	5,249,284	5,892,999	5,665,602	(227,397)	-3.86%
May	6,865,425	7,665,579	8,040,432	374,853	4.89%
June	8,346,499	9,327,003	9,494,232	167,229	1.79%
July	9,802,156	10,709,340	10,966,638	257,298	2.40%
August	10,941,040	12,086,416	12,487,461	401,044	3.32%
September	12,300,565	13,328,112	13,776,804	448,692	3.37%
October	13,889,159	14,724,015	15,495,188	771,174	5.24%
November	15,350,406	16,281,134	16,925,087	643,953	3.96%
December	16,645,865	17,533,848	18,304,594	770,746	4.40%
<b>Totals</b>	<b>\$ 16,645,865</b>	<b>\$ 17,533,848</b>			

**2024 CITY OF KENT, OHIO**  
**Comparison of Income Tax Receipts from Kent State University**  
**(Excluding 0.25% Police Facility Receipts)**  
**as of Month Ended December 31, 2024**

<b>Monthly Receipts</b>				<b>Comparisons</b>	
<b>Month</b>	<b>2022</b>	<b>2023</b>	<b>2024</b>	<b>Amount</b>	<b>Percent Change</b>
January	\$ 447,488	\$ 461,437	\$ 478,415	\$ 16,978	3.68%
February	377,930	386,098	395,210	9,112	2.36%
March	414,055	423,517	436,511	12,994	3.07%
April	411,929	419,985	438,141	18,156	4.32%
May	409,234	420,801	432,214	11,413	2.71%
June	398,782	411,739	463,100	51,362	12.47%
July	372,753	419,770	426,920	7,150	1.70%
August	412,061	383,705	397,759	14,054	3.66%
September	337,710	373,412	456,054	82,641	22.13%
October	418,381	431,227	438,187	6,960	1.61%
November	423,977	443,752	445,734	1,982	0.45%
December	437,540	439,024	480,509	41,485	9.45%
Totals	<u>\$ 4,861,839</u>	<u>\$ 5,014,467</u>	<u>\$ 5,288,754</u>	<u>\$ 274,287</u>	
	29.21%	28.60%	28.89%		

<b>Year-to-Date Receipts</b>				<b>Comparisons</b>	
<b>Month</b>	<b>2022</b>	<b>2023</b>	<b>2024</b>	<b>Amount</b>	<b>Percent Change</b>
January	\$ 447,488	\$ 461,437	\$ 478,415	\$ 16,978	3.68%
February	825,418	847,535	873,625	26,090	3.08%
March	1,239,472	1,271,052	1,310,136	39,085	3.07%
April	1,651,401	1,691,036	1,748,277	57,240	3.38%
May	2,060,635	2,111,837	2,180,491	68,654	3.25%
June	2,459,417	2,523,575	2,643,591	120,015	4.76%
July	2,832,170	2,943,345	3,070,510	127,165	4.32%
August	3,244,231	3,327,051	3,468,269	141,219	4.24%
September	3,581,941	3,700,463	3,924,323	223,860	6.05%
October	4,000,322	4,131,690	4,362,510	230,820	5.59%
November	4,424,299	4,575,443	4,808,245	232,802	5.09%
December	4,861,839	5,014,467	5,288,754	274,287	5.47%
Totals	<u>\$ 4,861,839</u>	<u>\$ 5,014,467</u>			

**2024 CITY OF KENT, OHIO**  
**Comparison of Income Tax Receipts from Kent State University**  
**(Excluding 0.25% Police Facility Receipts)**

**Comparisons of Total Annual Receipts for Previous Ten Years**  
**Restated**

<b>Year</b>	<b>Total Cash Basis Receipts</b>	<b>Percent Change</b>
2014	4,707,945	2.67%
2015	4,910,519	4.30%
2016	5,042,140	2.68%
2017	5,137,920	1.90%
2018	5,167,455	0.57%
2019	5,150,394	-0.33%
2020	5,159,334	0.17%
2021	4,813,413	-6.70%
2022	4,861,839	1.01%
2023	5,014,467	3.14%

**2024 CITY OF KENT, OHIO**  
**Comparison of Income Tax Receipts**  
**Police Facility Dedicated Income Tax Receipts - 1/9 of Total ( 0.25% )**  
**as of Month Ended December 31, 2024**

<b>Monthly Receipts</b>				<b>Comparisons</b>	
<b>Month</b>	<b>2022</b>	<b>2023</b>	<b>2024</b>	<b>Amount</b>	<b>Percent Change</b>
January	\$ 173,548	\$ 200,182	\$ 170,138	\$ (30,044)	-15.01%
February	167,168	201,174	199,986	(1,189)	-0.59%
March	141,719	157,870	156,042	(1,828)	-1.16%
April	173,726	177,399	182,035	4,636	2.61%
May	202,018	221,572	296,854	75,281	33.98%
June	185,134	207,678	181,725	(25,953)	-12.50%
July	181,957	172,792	184,051	11,259	6.52%
August	142,361	172,135	190,103	17,968	10.44%
September	169,941	155,212	161,168	5,956	3.84%
October	198,574	174,488	214,798	40,310	23.10%
November	182,656	194,640	178,737	(15,903)	-8.17%
December	161,932	156,589	172,438	15,849	10.12%
<b>Totals</b>	<b>\$ 2,080,733</b>	<b>\$ 2,191,731</b>	<b>\$ 2,288,074</b>	<b>\$ 96,343</b>	

<b>Year-to-Date Receipts</b>				<b>Comparisons</b>	
<b>Month</b>	<b>2022</b>	<b>2023</b>	<b>2024</b>	<b>Amount</b>	<b>Percent Change</b>
January	\$ 173,548	\$ 200,182	\$ 170,138	\$ (30,044)	-15.01%
February	340,716	401,356	370,124	(31,233)	-7.78%
March	482,435	559,226	526,165	(33,060)	-5.91%
April	656,161	736,625	708,200	(28,425)	-3.86%
May	858,178	958,197	1,005,054	46,857	4.89%
June	1,043,312	1,165,875	1,186,779	20,904	1.79%
July	1,225,269	1,338,667	1,370,830	32,162	2.40%
August	1,367,630	1,510,802	1,560,933	50,131	3.32%
September	1,537,571	1,666,014	1,722,101	56,086	3.37%
October	1,736,145	1,840,502	1,936,899	96,397	5.24%
November	1,918,801	2,035,142	2,115,636	80,494	3.96%
December	2,080,733	2,191,731	2,288,074	96,343	4.40%
<b>Totals</b>	<b>\$ 2,080,733</b>	<b>\$ 2,191,731</b>			

**2024 CITY OF KENT, OHIO**  
**Comparison of Total Income Tax Receipts - Including Police Facility Receipts**  
**as of Month Ended December 31, 2024**

<b>Monthly Receipts</b>				<b>Comparisons</b>	
<b>Month</b>	<b>2022</b>	<b>2023</b>	<b>2024</b>	<b>Amount</b>	<b>Percent Change</b>
January	\$ 1,561,928	\$ 1,801,636	\$ 1,531,238	\$ (270,397)	-15.01%
February	1,504,514	1,810,570	1,799,874	(10,697)	-0.59%
March	1,275,469	1,420,827	1,404,377	(16,450)	-1.16%
April	1,563,534	1,596,591	1,638,313	41,722	2.61%
May	1,818,159	1,994,152	2,671,684	677,532	33.98%
June	1,666,208	1,869,102	1,635,526	(233,577)	-12.50%
July	1,637,613	1,555,129	1,656,456	101,327	6.52%
August	1,281,245	1,549,211	1,710,926	161,714	10.44%
September	1,529,465	1,396,908	1,450,512	53,604	3.84%
October	1,787,168	1,570,390	1,933,182	362,792	23.10%
November	1,643,903	1,751,759	1,608,636	(143,123)	-8.17%
December	1,457,392	1,409,303	1,551,945	142,642	10.12%
<b>Totals</b>	<b>\$ 18,726,598</b>	<b>\$ 19,725,579</b>	<b>\$ 20,592,668</b>	<b>\$ 867,089</b>	

<b>Year-to-Date Receipts</b>				<b>Comparisons</b>	
<b>Month</b>	<b>2022</b>	<b>2023</b>	<b>2024</b>	<b>Amount</b>	<b>Percent Change</b>
January	\$ 1,561,928	\$ 1,801,636	\$ 1,531,238	\$ (270,397)	-15.01%
February	3,066,442	3,612,206	3,331,112	(281,094)	-7.78%
March	4,341,911	5,033,033	4,735,489	(297,544)	-5.91%
April	5,905,445	6,629,624	6,373,802	(255,822)	-3.86%
May	7,723,604	8,623,776	9,045,486	421,709	4.89%
June	9,389,812	10,492,879	10,681,011	188,133	1.79%
July	11,027,425	12,048,007	12,337,468	289,460	2.40%
August	12,308,670	13,597,218	14,048,393	451,175	3.32%
September	13,838,136	14,994,127	15,498,905	504,778	3.37%
October	15,625,304	16,564,517	17,432,087	867,570	5.24%
November	17,269,206	18,316,276	19,040,723	724,447	3.96%
December	18,726,598	19,725,579	20,592,668	867,089	4.40%
<b>Totals</b>	<b>\$ 18,726,598</b>	<b>\$ 19,725,579</b>			

**City of Kent**  
**RITA Income Tax Analysis by Month compared to the Prior Year**  
**By Category Collected**

**2024 with change from 2023 - Cash Basis**

Calendar Month	Withholding	Change	% Change	Individual	Change	% Change	Net Profit	Change	% Change	Total	Change	% Change
Jan	\$ 1,249,521.25	\$ (61,522.09)	-4.69%	\$ 90,327.55	\$ (10,747.90)	-10.63%	\$ 157,412.17	\$ (196,314.22)	-55.50%	\$ 1,497,260.97	\$ (268,584.21)	-15.21%
Feb	1,574,592.92	136,458.35	9.49%	122,416.87	(21,552.21)	-14.97%	53,917.41	(120,106.01)	-69.02%	1,750,927.20	(5,199.87)	-0.30%
March	1,237,320.32	27,841.69	2.30%	57,455.76	(42,162.68)	-42.32%	51,691.61	(8,931.98)	-14.73%	1,346,467.69	(23,252.97)	-1.70%
April	1,305,536.65	117,762.33	9.91%	128,141.09	(40,367.78)	-23.96%	173,489.77	(34,650.34)	-16.65%	1,607,167.51	42,744.21	2.73%
May	1,656,477.96	188,779.88	12.86%	365,048.55	7,217.87	2.02%	575,740.86	443,971.81	336.93%	2,597,267.37	639,969.56	32.70%
June	1,272,620.51	11,899.31	0.94%	212,319.42	32,972.46	18.38%	28,613.25	(291,999.33)	-91.08%	1,513,553.18	(247,127.56)	-14.04%
July	1,373,821.35	250,765.98	22.33%	168,473.55	(21,030.19)	-11.10%	82,948.10	(128,221.39)	-60.72%	1,625,243.00	101,514.40	6.66%
August	1,380,454.85	12,636.87	0.92%	128,085.01	35,344.14	38.11%	119,549.45	95,410.67	395.26%	1,628,089.31	143,391.68	9.66%
Sept	1,242,542.23	45,589.12	3.81%	122,445.63	67,897.50	124.47%	13,522.80	(69,785.20)	-83.77%	1,378,510.66	43,701.42	3.27%
Oct	1,416,671.12	204,105.10	16.83%	106,116.59	(84,093.58)	-44.21%	371,954.63	233,807.64	169.25%	1,894,742.34	353,819.16	22.96%
Nov	1,261,534.50	(138,588.21)	-9.90%	131,354.06	28,003.93	27.10%	140,345.53	(74,318.28)	-34.62%	1,533,234.09	(184,902.56)	-10.76%
Dec	1,238,760.99	(17,258.81)	-1.37%	121,046.61	78,738.66	186.11%	99,252.24	39,005.80	64.74%	1,459,059.84	100,485.65	7.40%
	<u>\$ 16,209,854.65</u>	<u>\$ 778,469.52</u>	<u>5.04%</u>	<u>\$ 1,753,230.69</u>	<u>\$ 30,220.22</u>	<u>1.75%</u>	<u>\$ 1,868,437.82</u>	<u>\$ (112,130.83)</u>	<u>-5.66%</u>	<u>\$ 19,831,523.16</u>	<u>\$ 696,558.91</u>	<u>3.64%</u>
							Check			<u>\$ 19,831,523.16</u>	<u>\$ 696,558.91</u>	

**RITA Income Tax Analysis by Month compared to the Prior Year**  
**By Category Collected**

**2023 with change from 2022 - Cash Basis**

Jan	\$ 1,311,043.34	\$ 29,240.04	2.28%	\$ 101,075.45	\$ (24,712.82)	-19.65%	\$ 353,726.39	\$ 232,683.43	192.23%	\$ 1,765,845.18	\$ 237,210.65	15.52%
Feb	1,438,134.57	205,937.66	16.71%	143,969.08	16,025.88	12.53%	174,023.42	98,290.66	129.79%	1,756,127.07	320,254.20	22.30%
March	1,209,478.63	40,753.58	3.49%	99,618.44	41,325.78	70.89%	60,623.59	46,756.36	337.17%	1,369,720.66	128,835.72	10.38%
April	1,187,774.32	1,162.07	0.10%	168,508.87	33,295.66	24.62%	208,140.11	8,359.14	4.18%	1,564,423.30	42,816.87	2.81%
May	1,467,698.08	291,841.91	24.82%	357,830.68	10,971.61	3.16%	131,769.05	(131,343.19)	-49.92%	1,957,297.81	171,470.33	9.60%
June	1,260,721.20	16,906.03	1.36%	179,346.96	57,861.09	47.63%	320,612.58	149,640.04	87.52%	1,760,680.74	224,407.16	14.61%
July	1,123,055.37	(159,603.75)	-12.44%	189,503.74	(2,625.49)	-1.37%	211,169.49	76,603.60	56.93%	1,523,728.60	(85,625.64)	-5.32%
August	1,367,817.98	277,123.05	25.41%	92,740.87	(3,849.37)	-3.99%	24,138.78	(24,833.44)	-50.71%	1,484,697.63	248,440.24	20.10%
Sept	1,196,953.11	(65,644.05)	-5.20%	54,548.13	(63,135.32)	-53.65%	83,308.00	(11,580.12)	-12.20%	1,334,809.24	(140,359.49)	-9.51%
Oct	1,212,566.02	24,524.03	2.06%	190,210.17	5,542.48	3.00%	138,146.99	(248,731.24)	-64.29%	1,540,923.18	(218,664.73)	-12.43%
Nov	1,400,122.71	121,232.59	9.48%	103,350.13	(52,360.68)	-33.63%	214,663.81	45,981.46	27.26%	1,718,136.65	114,853.37	7.16%
Dec	1,256,019.80	12,064.40	0.97%	42,307.95	(32,729.19)	-43.62%	60,246.44	(33,067.12)	-35.44%	1,358,574.19	(53,731.91)	-3.80%
	<u>\$ 15,431,385.13</u>	<u>\$ 795,537.56</u>	<u>5.44%</u>	<u>\$ 1,723,010.47</u>	<u>\$ (14,390.37)</u>	<u>-0.83%</u>	<u>\$ 1,980,568.65</u>	<u>\$ 208,759.58</u>	<u>11.78%</u>	<u>\$ 19,134,964.25</u>	<u>\$ 989,906.77</u>	<u>5.46%</u>
							Check			<u>\$ 19,134,964.25</u>	<u>\$ 989,906.77</u>	



# CITY OF KENT, OHIO

---

## DEPARTMENT OF COMMUNITY DEVELOPMENT

Building Services Division

To: Dave Ruller  
City Manager

From: Bridget Susel  
Community Development Director *B.S.*

Date: January 8, 2025

RE: Monthly Permit and Zoning Complaint Report – December 2024

---

Attached are the monthly reports per Council's request. If you have questions or require further information, please let us know.

Thank you.



# Permit Revenue Report

Payment Date Range 12/01/24 - 12/31/24

Summary Listing

Fee Code	Fee Type	Billing Transactions	Adjustment Transactions	Amount Billed	Adjustments	Net Billed
<b>Permit Type BZA-BOARD OF ZONING APPEALS</b>						
BZA - BOARD OF ZONING APPEALS		1	0	50.00	.00	50.00
Permit Type <b>BZA-BOARD OF ZONING APPEALS</b> Totals		1	0	\$50.00	\$0.00	\$50.00
<b>Permit Type DEMOLITION-DEMOLITION</b>						
1% BBS - 1% BBS		1	0	.50	.00	.50
3% BBS - 3% BBS		1	0	12.00	.00	12.00
3% BBS OVERRIDE - 3% BBS OVERRIDE		1	0	.50	.00	.50
COM-DEMO/MOVE - Commercial Demolition/Moving		1	0	400.00	.00	400.00
EXCAVATION - EXCAVATION		1	0	20.00	.00	20.00
FEE IN LIEU SEWR - FEE IN LIEU FOR SEWER DISCONNECT		2	0	11,915.55	.00	11,915.55
FEE IN LIEU WATR - FEE IN LIEU FOR WATER DISCONNECT		2	0	11,172.22	.00	11,172.22
RES-DEMO/MOVE - Residential Demolition/Moving		2	0	100.00	.00	100.00
Permit Type <b>DEMOLITION-DEMOLITION</b> Totals		11	0	\$23,620.77	\$0.00	\$23,620.77
<b>Permit Type ELECTRICAL COMM-ELECTRICAL COMMERCIAL</b>						
3% BBS - 3% BBS		1	0	3.48	.00	3.48
3% BBS OVERRIDE - 3% BBS OVERRIDE		1	0	1.50	.00	1.50
COM-ELEC REPAIR - Commercial Electric Repair/Remodel		1	0	116.15	.00	116.15
CRES-ELECT SERVC - Commercial Residential Electrical Service		1	0	50.00	.00	50.00
Permit Type <b>ELECTRICAL COMM-ELECTRICAL COMMERCIAL</b> Totals		4	0	\$171.13	\$0.00	\$171.13
<b>Permit Type ELECTRICAL RES-ELECTRICAL RESIDENTIAL</b>						
1% BBS - 1% BBS		1	0	.35	.00	.35
RES-ELEC OWN SRV - Residential Electric Owner Occupied Service		1	0	35.00	.00	35.00
Permit Type <b>ELECTRICAL RES-ELECTRICAL RESIDENTIAL</b> Totals		2	0	\$35.35	\$0.00	\$35.35
<b>Permit Type ENGINEERING COM-ENGINEERING COMMERCIAL</b>						
EXCAVATION - EXCAVATION		2	0	40.00	.00	40.00
Permit Type <b>ENGINEERING COM-ENGINEERING COMMERCIAL</b> Totals		2	0	\$40.00	\$0.00	\$40.00
<b>Permit Type ENGINEERING RES-ENGINEERING RESIDENTIAL</b>						
EXCAVATION - EXCAVATION		5	0	100.00	.00	100.00
SEWER RES - SEWER RESIDENTIAL		1	0	25.00	.00	25.00
WATER FEE - WATER FEE		1	0	25.00	.00	25.00
Permit Type <b>ENGINEERING RES-ENGINEERING RESIDENTIAL</b> Totals		7	0	\$150.00	\$0.00	\$150.00
<b>Permit Type EXISTING COMM-EXISTING COMMERCIAL</b>						
3% BBS - 3% BBS		4	0	15.49	.00	15.49
COM-BUILD REPAIR - Commercial Building Repair/Remodel		4	0	516.40	.00	516.40
FIRE-REVIEW INSP - FIRE DEPT REVIEW & INSPECTION		3	0	300.00	.00	300.00
PLAN REVIEW <=3 - Plan Review for 3 or Less Reviews		4	0	693.00	.00	693.00
Permit Type <b>EXISTING COMM-EXISTING COMMERCIAL</b> Totals		15	0	\$1,524.89	\$0.00	\$1,524.89
<b>Permit Type EXISTING RES-EXISTING RESIDENTIAL</b>						
1% BBS - 1% BBS		3	0	2.63	.00	2.63
RES-BUILD ADD 1 - Residential Building Addition- Single Family		1	0	62.50	.00	62.50

Fee Code	Fee Type	Billing Transactions	Adjustment Transactions	Amount Billed	Adjustments	Net Billed
<b>Permit Type EXISTING RES-EXISTING RESIDENTIAL</b>						
RES-BUILD REPAIR - Residential Building Remodel/Repair		2	0	200.00	.00	200.00
Permit Type <b>EXISTING RES-EXISTING RESIDENTIAL</b> Totals		6	0	\$265.13	\$0.00	\$265.13
<b>Permit Type FIRE SUPPRESSION-FIRE SUPPRESSION</b>						
3% BBS - 3% BBS		1	0	8.70	.00	8.70
COM-SUPR SYS RPR - Commercial Suppression Systems Repair/Remodel		1	0	290.00	.00	290.00
FIRE-REVIEW INSP - FIRE DEPT REVIEW & INSPECTION		1	0	100.00	.00	100.00
PLAN REVIEW <=3 - Plan Review for 3 or Less Reviews		1	0	84.00	.00	84.00
Permit Type <b>FIRE SUPPRESSION-FIRE SUPPRESSION</b> Totals		4	0	\$482.70	\$0.00	\$482.70
<b>Permit Type HVAC COMM-HVAC COMMERCIAL</b>						
3% BBS - 3% BBS		1	0	1.50	.00	1.50
COM-HVAC REPLACE - Commercial HVAC Replacement		1	0	50.00	.00	50.00
Permit Type <b>HVAC COMM-HVAC COMMERCIAL</b> Totals		2	0	\$51.50	\$0.00	\$51.50
<b>Permit Type HVAC RES-HVAC RESIDENTIAL</b>						
1% BBS - 1% BBS		18	0	7.35	.00	7.35
1% BBS OVERRIDE - 1% BBS OVERRIDE		1	0	.50	.00	.50
RES-HVAC OWN RPL - Residential HVAC Owner Occupied Replacement		12	0	435.00	.00	435.00
RES-HVAC REPAIR - Residential HVAC Repair/Remodel		7	0	350.00	.00	350.00
Permit Type <b>HVAC RES-HVAC RESIDENTIAL</b> Totals		38	0	\$792.85	\$0.00	\$792.85
<b>Permit Type PLUMB COMM-PLUMBING COMMERCIAL</b>						
3% BBS - 3% BBS		2	0	5.32	.00	5.32
COM-PLUMB REPAIR - Commercial Plumbing Repair/Remodel		2	0	127.50	.00	127.50
COM-PLUMB REPLAC - Commercial Plumbing Replacement		1	0	50.00	.00	50.00
Permit Type <b>PLUMB COMM-PLUMBING COMMERCIAL</b> Totals		5	0	\$182.82	\$0.00	\$182.82
<b>Permit Type PLUMB RES-PLUMBING RESIDENTIAL</b>						
1% BBS - 1% BBS		9	0	3.75	.00	3.75
RES-PLUMB OWN RP - Residential Plumbing Owner Occupied Replacement		5	0	175.00	.00	175.00
RES-PLUMB REPAIR - Residential Plumbing Repair/Remodel		4	0	200.00	.00	200.00
Permit Type <b>PLUMB RES-PLUMBING RESIDENTIAL</b> Totals		18	0	\$378.75	\$0.00	\$378.75
<b>Permit Type SIGN/AWNINGS-SIGN/AWNINGS</b>						
3% BBS - 3% BBS		1	0	1.50	.00	1.50
COM-SIGN/AWN/CAN - Bldg Commercial Signs Awnings Canopies		1	0	50.00	.00	50.00
COM-ZONING PSIGN - Zoning Permanent Signs		3	0	200.00	.00	200.00
COM-ZONING TSIGN - Zoning Temporary Signs		2	0	50.00	.00	50.00
Permit Type <b>SIGN/AWNINGS-SIGN/AWNINGS</b> Totals		7	0	\$301.50	\$0.00	\$301.50
<b>Permit Type SUBDIVISION-SUBDIVISION</b>						
MIN SUB PLAT - MINOR SUBDIVISION PLAT		1	0	30.00	.00	30.00
Permit Type <b>SUBDIVISION-SUBDIVISION</b> Totals		1	0	\$30.00	\$0.00	\$30.00

# Permit Revenue Report

Payment Date Range 12/01/24 - 12/31/24

Summary Listing

Fee Code	Fee Type	Billing Transactions	Adjustment Transactions	Amount Billed	Adjustments	Net Billed
Permit Type <b>ZONING-ZONING</b>						
RES-ZONING - Residential Zoning Fence Pool Etc		1	0	25.00	.00	25.00
RES-ZONING ADD - Residential Zoning Addition		1	0	25.00	.00	25.00
	Permit Type <b>ZONING-ZONING</b> Totals	2	0	\$50.00	\$0.00	\$50.00
	Grand Totals	125	0	\$28,127.39	\$0.00	\$28,127.39

Fee Code	Fee Type	Billing Transactions	Adjustment Transactions	Amount Billed	Adjustments	Net Billed
<b>Permit Type BZA-BOARD OF ZONING APPEALS</b>						
BZA - BOARD OF ZONING APPEALS		1	0	50.00	.00	50.00
<i>Date</i>	<i>Transaction Type</i>	<i>Permit Number</i>	<i>Issued To</i>	<i>Amount</i>		
12/19/2024	Payment Monies Received	BZ25-001	CORDAVE PROPERTIES LLC	50.00		
				<u>50.00</u>		
					<u>\$50.00</u>	
Permit Type BZA-BOARD OF ZONING APPEALS Totals		1	0	\$50.00	\$0.00	\$50.00
<b>Permit Type DEMOLITION-DEMOLITION</b>						
1% BBS - 1% BBS		1	0	.50	.00	.50
<i>Date</i>	<i>Transaction Type</i>	<i>Permit Number</i>	<i>Issued To</i>	<i>Amount</i>		
12/04/2024	Payment Monies Received	2024-00000743	BUTCHER & SON, INC.	.50		
				<u>.50</u>		
					<u>\$0.50</u>	
3% BBS - 3% BBS		1	0	12.00	.00	12.00
<i>Date</i>	<i>Transaction Type</i>	<i>Permit Number</i>	<i>Issued To</i>	<i>Amount</i>		
12/17/2024	Payment Monies Received	2024-00000838	FECHKO EXCAVATING, LLC	12.00		
				<u>12.00</u>		
					<u>\$12.00</u>	
3% BBS OVERRIDE - 3% BBS OVERRIDE		1	0	.50	.00	.50
<i>Date</i>	<i>Transaction Type</i>	<i>Permit Number</i>	<i>Issued To</i>	<i>Amount</i>		
12/17/2024	Payment Monies Received	2024-00000838	FECHKO EXCAVATING, LLC	.50		
				<u>.50</u>		
					<u>\$0.50</u>	
COM-DEMO/MOVE - Commercial Demolition/Moving		1	0	400.00	.00	400.00
<i>Date</i>	<i>Transaction Type</i>	<i>Permit Number</i>	<i>Issued To</i>	<i>Amount</i>		
12/17/2024	Payment Monies Received	2024-00000838	FECHKO EXCAVATING, LLC	400.00		
				<u>400.00</u>		
					<u>\$400.00</u>	
EXCAVATION - EXCAVATION		1	0	20.00	.00	20.00
<i>Date</i>	<i>Transaction Type</i>	<i>Permit Number</i>	<i>Issued To</i>	<i>Amount</i>		
12/17/2024	Payment Monies Received	2024-00000838	FECHKO EXCAVATING, LLC	20.00		
				<u>20.00</u>		
					<u>\$20.00</u>	
FEE IN LIEU SEWR - FEE IN LIEU FOR SEWER DISCONNECT		2	0	11,915.55	.00	11,915.55
<i>Date</i>	<i>Transaction Type</i>	<i>Permit Number</i>	<i>Issued To</i>	<i>Amount</i>		
12/04/2024	Payment Monies Received	2024-00000743	BUTCHER & SON, INC.	4,743.33		
12/17/2024	Payment Monies Received	2024-00000838	FECHKO EXCAVATING, LLC	7,172.22		
				<u>7,172.22</u>		
					<u>\$11,915.55</u>	
FEE IN LIEU WATR - FEE IN LIEU FOR WATER DISCONNECT		2	0	11,172.22	.00	11,172.22
<i>Date</i>	<i>Transaction Type</i>	<i>Permit Number</i>	<i>Issued To</i>	<i>Amount</i>		
12/04/2024	Payment Monies Received	2024-00000743	BUTCHER & SON, INC.	4,000.00		
12/17/2024	Payment Monies Received	2024-00000838	FECHKO EXCAVATING, LLC	7,172.22		
				<u>7,172.22</u>		
					<u>\$11,172.22</u>	

# Permit Revenue Report

Payment Date Range 12/01/24 - 12/31/24

Detail Listing

Fee Code	Fee Type	Billing Transactions	Adjustment Transactions	Amount Billed	Adjustments	Net Billed
<b>Permit Type DEMOLITION-DEMOLITION</b>						
RES-DEMO/MOVE - Residential Demolition/Moving						
		2	0	100.00	.00	100.00
<i>Date</i>	<i>Transaction Type</i>	<i>Permit Number</i>	<i>Issued To</i>		<i>Amount</i>	
12/04/2024	Payment Monies Received	2024-00000743	BUTCHER & SON, INC.		50.00	
12/17/2024	Payment Monies Received	2024-00000838	FECHKO EXCAVATING, LLC		50.00	
					<u>\$100.00</u>	
Permit Type <b>DEMOLITION-DEMOLITION</b> Totals		11	0	\$23,620.77	\$0.00	\$23,620.77
<b>Permit Type ELECTRICAL COMM-ELECTRICAL COMMERCIAL</b>						
3% BBS - 3% BBS						
		1	0	3.48	.00	3.48
<i>Date</i>	<i>Transaction Type</i>	<i>Permit Number</i>	<i>Issued To</i>		<i>Amount</i>	
12/10/2024	Payment Monies Received	2024-00000831	DeVAULT CONSTRUCTION COMPANY INC.		3.48	
					<u>\$3.48</u>	
3% BBS OVERRIDE - 3% BBS OVERRIDE						
		1	0	1.50	.00	1.50
<i>Date</i>	<i>Transaction Type</i>	<i>Permit Number</i>	<i>Issued To</i>		<i>Amount</i>	
12/02/2024	Payment Monies Received	2024-00000805	POSITIVE ENERGY ELECTRICAL LLC		1.50	
					<u>\$1.50</u>	
COM-ELEC REPAIR - Commercial Electric Repair/Remodel						
		1	0	116.15	.00	116.15
<i>Date</i>	<i>Transaction Type</i>	<i>Permit Number</i>	<i>Issued To</i>		<i>Amount</i>	
12/10/2024	Payment Monies Received	2024-00000831	DeVAULT CONSTRUCTION COMPANY INC.		116.15	
					<u>\$116.15</u>	
CRES-ELECT SERVC - Commercial Residential Electrical Service						
		1	0	50.00	.00	50.00
<i>Date</i>	<i>Transaction Type</i>	<i>Permit Number</i>	<i>Issued To</i>		<i>Amount</i>	
12/02/2024	Payment Monies Received	2024-00000805	POSITIVE ENERGY ELECTRICAL LLC		50.00	
					<u>\$50.00</u>	
Permit Type <b>ELECTRICAL COMM-ELECTRICAL COMMERCIAL</b> Totals		4	0	\$171.13	\$0.00	\$171.13
<b>Permit Type ELECTRICAL RES-ELECTRICAL RESIDENTIAL</b>						
1% BBS - 1% BBS						
		1	0	.35	.00	.35
<i>Date</i>	<i>Transaction Type</i>	<i>Permit Number</i>	<i>Issued To</i>		<i>Amount</i>	
12/12/2024	Payment Monies Received	2024-00000836	PULEO ELECTRICAL SERVICES		.35	
					<u>\$0.35</u>	
RES-ELEC OWN SRV - Residential Electric Owner Occupied Service						
		1	0	35.00	.00	35.00
<i>Date</i>	<i>Transaction Type</i>	<i>Permit Number</i>	<i>Issued To</i>		<i>Amount</i>	
12/12/2024	Payment Monies Received	2024-00000836	PULEO ELECTRICAL SERVICES		35.00	
					<u>\$35.00</u>	
Permit Type <b>ELECTRICAL RES-ELECTRICAL RESIDENTIAL</b> Totals		2	0	\$35.35	\$0.00	\$35.35

Fee Code	Fee Type	Billing Transactions	Adjustment Transactions	Amount Billed	Adjustments	Net Billed
Permit Type <b>ENGINEERING COM-ENGINEERING COMMERCIAL</b>						
EXCAVATION - EXCAVATION						
		2	0	40.00	.00	40.00
<i>Date</i>	<i>Transaction Type</i>	<i>Permit Number</i>	<i>Issued To</i>		<i>Amount</i>	
12/04/2024	Payment Monies Received	2024-00000101	DOMINION ENERGY		20.00	
12/10/2024	Payment Monies Received	2024-00000108	KLABEN PROPERTY MANAGEMENT LLC		20.00	
					<u>\$40.00</u>	
Permit Type <b>ENGINEERING COM-ENGINEERING COMMERCIAL</b> Totals		2	0	\$40.00	\$0.00	\$40.00
Permit Type <b>ENGINEERING RES-ENGINEERING RESIDENTIAL</b>						
EXCAVATION - EXCAVATION						
		5	0	100.00	.00	100.00
<i>Date</i>	<i>Transaction Type</i>	<i>Permit Number</i>	<i>Issued To</i>		<i>Amount</i>	
12/10/2024	Payment Monies Received	2024-00000079	DOMINION ENERGY		20.00	
12/10/2024	Payment Monies Received	2024-00000083	DOMINION ENERGY		20.00	
12/10/2024	Payment Monies Received	2024-00000106	SHAUNA R ROACH		20.00	
12/10/2024	Payment Monies Received	2024-00000107	SHARNSKY EXCAVATING		20.00	
12/17/2024	Payment Monies Received	2024-00000109	HEMLING EXCAVATING		20.00	
					<u>\$100.00</u>	
SEWER RES - SEWER RESIDENTIAL		1	0	25.00	.00	25.00
<i>Date</i>	<i>Transaction Type</i>	<i>Permit Number</i>	<i>Issued To</i>		<i>Amount</i>	
12/10/2024	Payment Monies Received	2024-00000107	SHARNSKY EXCAVATING		25.00	
					<u>\$25.00</u>	
WATER FEE - WATER FEE		1	0	25.00	.00	25.00
<i>Date</i>	<i>Transaction Type</i>	<i>Permit Number</i>	<i>Issued To</i>		<i>Amount</i>	
12/17/2024	Payment Monies Received	2024-00000109	HEMLING EXCAVATING		25.00	
					<u>\$25.00</u>	
Permit Type <b>ENGINEERING RES-ENGINEERING RESIDENTIAL</b> Totals		7	0	\$150.00	\$0.00	\$150.00
Permit Type <b>EXISTING COMM-EXISTING COMMERCIAL</b>						
3% BBS - 3% BBS						
		4	0	15.49	.00	15.49
<i>Date</i>	<i>Transaction Type</i>	<i>Permit Number</i>	<i>Issued To</i>		<i>Amount</i>	
12/02/2024	Payment Monies Received	2024-00000550	WALTERS BUILDING COMPANY LLC		6.90	
12/04/2024	Payment Monies Received	2024-00000529	ARCHER & SONS		1.62	
12/10/2024	Payment Monies Received	2024-00000730	DeVAULT CONSTRUCTION COMPANY INC.		5.47	
12/19/2024	Payment Monies Received	2024-00000842	KENT DEVONSHIRE PROPERTIES LLC		1.50	
					<u>\$15.49</u>	
COM-BUILD REPAIR - Commercial Building Repair/Remodel		4	0	516.40	.00	516.40
<i>Date</i>	<i>Transaction Type</i>	<i>Permit Number</i>	<i>Issued To</i>		<i>Amount</i>	
12/02/2024	Payment Monies Received	2024-00000550	WALTERS BUILDING COMPANY LLC		230.00	
12/04/2024	Payment Monies Received	2024-00000529	ARCHER & SONS		54.10	
12/10/2024	Payment Monies Received	2024-00000730	DeVAULT CONSTRUCTION COMPANY INC.		182.30	
12/19/2024	Payment Monies Received	2024-00000842	KENT DEVONSHIRE PROPERTIES LLC		50.00	

Fee Code	Fee Type	Billing Transactions	Adjustment Transactions	Amount Billed	Adjustments	Net Billed
<b>Permit Type EXISTING COMM-EXISTING COMMERCIAL</b>						
					\$516.40	
<b>FIRE-REVIEW INSP - FIRE DEPT REVIEW &amp; INSPECTION</b>		3	0	300.00	.00	300.00
<i>Date</i>	<i>Transaction Type</i>	<i>Permit Number</i>	<i>Issued To</i>	<i>Amount</i>		
12/02/2024	Payment Monies Received	2024-00000550	WALTERS BUILDING COMPANY LLC	100.00		
12/04/2024	Payment Monies Received	2024-00000529	ARCHER & SONS	100.00		
12/10/2024	Payment Monies Received	2024-00000730	DeVAULT CONSTRUCTION COMPANY INC.	100.00		
					\$300.00	
<b>PLAN REVIEW &lt;=3 - Plan Review for 3 or Less Reviews</b>		4	0	693.00	.00	693.00
<i>Date</i>	<i>Transaction Type</i>	<i>Permit Number</i>	<i>Issued To</i>	<i>Amount</i>		
12/02/2024	Payment Monies Received	2024-00000550	WALTERS BUILDING COMPANY LLC	315.00		
12/04/2024	Payment Monies Received	2023-00000509	.	126.00		
12/04/2024	Payment Monies Received	2024-00000529	ARCHER & SONS	84.00		
12/10/2024	Payment Monies Received	2024-00000730	DeVAULT CONSTRUCTION COMPANY INC.	168.00		
					\$693.00	
<b>Permit Type EXISTING COMM-EXISTING COMMERCIAL Totals</b>		15	0	\$1,524.89	\$0.00	\$1,524.89
<b>Permit Type EXISTING RES-EXISTING RESIDENTIAL</b>						
<b>1% BBS - 1% BBS</b>		3	0	2.63	.00	2.63
<i>Date</i>	<i>Transaction Type</i>	<i>Permit Number</i>	<i>Issued To</i>	<i>Amount</i>		
12/03/2024	Payment Monies Received	2024-00000821	JAYZ CONSTRUCTION LLC	.63		
12/17/2024	Payment Monies Received	2024-00000768	HAGAMAN LANDSCAPE & CONSTRUCTION	1.50		
12/19/2024	Payment Monies Received	2024-00000851	SMOLYANOV HOME IMPROVEMENTS	.50		
					\$2.63	
<b>RES-BUILD ADD 1 - Residential Building Addition- Single Family</b>		1	0	62.50	.00	62.50
<i>Date</i>	<i>Transaction Type</i>	<i>Permit Number</i>	<i>Issued To</i>	<i>Amount</i>		
12/03/2024	Payment Monies Received	2024-00000821	JAYZ CONSTRUCTION LLC	62.50		
					\$62.50	
<b>RES-BUILD REPAIR - Residential Building Remodel/Repair</b>		2	0	200.00	.00	200.00
<i>Date</i>	<i>Transaction Type</i>	<i>Permit Number</i>	<i>Issued To</i>	<i>Amount</i>		
12/17/2024	Payment Monies Received	2024-00000768	HAGAMAN LANDSCAPE & CONSTRUCTION	150.00		
12/19/2024	Payment Monies Received	2024-00000851	SMOLYANOV HOME IMPROVEMENTS	50.00		
					\$200.00	
<b>Permit Type EXISTING RES-EXISTING RESIDENTIAL Totals</b>		6	0	\$265.13	\$0.00	\$265.13
<b>Permit Type FIRE SUPPRESSION-FIRE SUPPRESSION</b>						
<b>3% BBS - 3% BBS</b>		1	0	8.70	.00	8.70
<i>Date</i>	<i>Transaction Type</i>	<i>Permit Number</i>	<i>Issued To</i>	<i>Amount</i>		
12/17/2024	Payment Monies Received	2024-00000813	S A COMUNALE	8.70		
					\$8.70	

Fee Code	Fee Type	Billing Transactions	Adjustment Transactions	Amount Billed	Adjustments	Net Billed
<b>Permit Type FIRE SUPPRESSION-FIRE SUPPRESSION</b>						
COM-SUPR SYS RPR - Commercial Suppression Systems						
Repair/Remodel		1	0	290.00	.00	290.00
<i>Date</i>	<i>Transaction Type</i>	<i>Permit Number</i>	<i>Issued To</i>	<i>Amount</i>		
12/17/2024	Payment Monies Received	2024-00000813	S A COMUNALE	290.00		
				<u>290.00</u>		
				\$290.00		
<b>FIRE-REVIEW INSP - FIRE DEPT REVIEW &amp; INSPECTION</b>						
FIRE-REVIEW INSP - FIRE DEPT REVIEW & INSPECTION						
		1	0	100.00	.00	100.00
<i>Date</i>	<i>Transaction Type</i>	<i>Permit Number</i>	<i>Issued To</i>	<i>Amount</i>		
12/17/2024	Payment Monies Received	2024-00000813	S A COMUNALE	100.00		
				<u>100.00</u>		
				\$100.00		
<b>PLAN REVIEW &lt;=3 - Plan Review for 3 or Less Reviews</b>						
PLAN REVIEW <=3 - Plan Review for 3 or Less Reviews						
		1	0	84.00	.00	84.00
<i>Date</i>	<i>Transaction Type</i>	<i>Permit Number</i>	<i>Issued To</i>	<i>Amount</i>		
12/17/2024	Payment Monies Received	2024-00000813	S A COMUNALE	84.00		
				<u>84.00</u>		
				\$84.00		
Permit Type <b>FIRE SUPPRESSION-FIRE SUPPRESSION</b> Totals		4	0	\$482.70	\$0.00	\$482.70
<b>Permit Type HVAC COMM-HVAC COMMERCIAL</b>						
3% BBS - 3% BBS						
		1	0	1.50	.00	1.50
<i>Date</i>	<i>Transaction Type</i>	<i>Permit Number</i>	<i>Issued To</i>	<i>Amount</i>		
12/10/2024	Payment Monies Received	2024-00000829	BRANDON HEATING & AIR CONDITIONING	1.50		
				<u>1.50</u>		
				\$1.50		
<b>COM-HVAC REPLACE - Commercial HVAC Replacement</b>						
COM-HVAC REPLACE - Commercial HVAC Replacement						
		1	0	50.00	.00	50.00
<i>Date</i>	<i>Transaction Type</i>	<i>Permit Number</i>	<i>Issued To</i>	<i>Amount</i>		
12/10/2024	Payment Monies Received	2024-00000829	BRANDON HEATING & AIR CONDITIONING	50.00		
				<u>50.00</u>		
				\$50.00		
Permit Type <b>HVAC COMM-HVAC COMMERCIAL</b> Totals		2	0	\$51.50	\$0.00	\$51.50
<b>Permit Type HVAC RES-HVAC RESIDENTIAL</b>						
1% BBS - 1% BBS						
		18	0	7.35	.00	7.35
<i>Date</i>	<i>Transaction Type</i>	<i>Permit Number</i>	<i>Issued To</i>	<i>Amount</i>		
12/03/2024	Payment Monies Received	2024-00000820	JAMES B & MARY J ROBERTS	.35		
12/04/2024	Payment Monies Received	2024-00000812	BRANDON HEATING & AIR CONDITIONING	.35		
12/10/2024	Payment Monies Received	2024-00000811	APOLLO HEATING & COOLING	.35		
12/10/2024	Payment Monies Received	2024-00000825	JENNINGS HEATING CO INC	.35		
12/10/2024	Payment Monies Received	2024-00000826	APOLLO HEATING & COOLING	.35		
12/10/2024	Payment Monies Received	2024-00000827	SCOTT MacPHERSON	.35		
12/10/2024	Payment Monies Received	2024-00000828	BRANDON HEATING & AIR CONDITIONING	.35		
12/12/2024	Payment Monies Received	2024-00000835	GREER HEATING & AIR CONDITIONING	.50		
12/19/2024	Payment Monies Received	2024-00000745	BEST COMMERCIAL ENERGY SERVICES	.50		
12/19/2024	Payment Monies Received	2024-00000747	BEST COMMERCIAL ENERGY SERVICES	.50		
12/19/2024	Payment Monies Received	2024-00000749	BEST COMMERCIAL ENERGY SERVICES	.50		
12/19/2024	Payment Monies Received	2024-00000751	BEST COMMERCIAL ENERGY SERVICES	.50		



Fee Code	Fee Type	Billing Transactions	Adjustment Transactions	Amount Billed	Adjustments	Net Billed
<b>Permit Type HVAC RES-HVAC RESIDENTIAL</b>						
<b>1% BBS - 1% BBS</b>						
		18	0	7.35	.00	7.35
<i>Date</i>	<i>Transaction Type</i>	<i>Permit Number</i>	<i>Issued To</i>		<i>Amount</i>	
12/19/2024	Payment Monies Received	2024-00000753	BEST COMMERCIAL ENERGY SERVICES		.50	
12/19/2024	Payment Monies Received	2024-00000755	BEST COMMERCIAL ENERGY SERVICES		.50	
12/19/2024	Payment Monies Received	2024-00000818	WILSON PLUMBING & HEATING, INC		.35	
12/19/2024	Payment Monies Received	2024-00000840	BONSKY HEATING & COOLING		.35	
12/19/2024	Payment Monies Received	2024-00000849	JACKSON COMFORT SYSTEMS		.35	
12/19/2024	Payment Monies Received	2024-00000850	EAST OHIO FURNACE CO INC		.35	
					<u>\$7.35</u>	
<b>1% BBS OVERRIDE - 1% BBS OVERRIDE</b>						
		1	0	.50	.00	.50
<i>Date</i>	<i>Transaction Type</i>	<i>Permit Number</i>	<i>Issued To</i>		<i>Amount</i>	
12/19/2024	Payment Monies Received	2024-00000684	WILSON PLUMBING & HEATING, INC		.50	
					<u>\$0.50</u>	
<b>RES-HVAC OWN RPL - Residential HVAC Owner Occupied Replacement</b>						
		12	0	435.00	.00	435.00
<i>Date</i>	<i>Transaction Type</i>	<i>Permit Number</i>	<i>Issued To</i>		<i>Amount</i>	
12/03/2024	Payment Monies Received	2024-00000820	JAMES B & MARY J ROBERTS		35.00	
12/04/2024	Payment Monies Received	2024-00000812	BRANDON HEATING & AIR CONDITIONING		35.00	
12/10/2024	Payment Monies Received	2024-00000811	APOLLO HEATING & COOLING		35.00	
12/10/2024	Payment Monies Received	2024-00000825	JENNINGS HEATING CO INC		35.00	
12/10/2024	Payment Monies Received	2024-00000826	APOLLO HEATING & COOLING		35.00	
12/10/2024	Payment Monies Received	2024-00000827	SCOTT MacPHERSON		35.00	
12/10/2024	Payment Monies Received	2024-00000828	BRANDON HEATING & AIR CONDITIONING		35.00	
12/19/2024	Payment Monies Received	2024-00000684	WILSON PLUMBING & HEATING, INC		50.00	
12/19/2024	Payment Monies Received	2024-00000818	WILSON PLUMBING & HEATING, INC		35.00	
12/19/2024	Payment Monies Received	2024-00000840	BONSKY HEATING & COOLING		35.00	
12/19/2024	Payment Monies Received	2024-00000849	JACKSON COMFORT SYSTEMS		35.00	
12/19/2024	Payment Monies Received	2024-00000850	EAST OHIO FURNACE CO INC		35.00	
					<u>\$435.00</u>	
<b>RES-HVAC REPAIR - Residential HVAC Repair/Remodel</b>						
		7	0	350.00	.00	350.00
<i>Date</i>	<i>Transaction Type</i>	<i>Permit Number</i>	<i>Issued To</i>		<i>Amount</i>	
12/12/2024	Payment Monies Received	2024-00000835	GREER HEATING & AIR CONDITIONING		50.00	
12/19/2024	Payment Monies Received	2024-00000745	BEST COMMERCIAL ENERGY SERVICES		50.00	
12/19/2024	Payment Monies Received	2024-00000747	BEST COMMERCIAL ENERGY SERVICES		50.00	
12/19/2024	Payment Monies Received	2024-00000749	BEST COMMERCIAL ENERGY SERVICES		50.00	
12/19/2024	Payment Monies Received	2024-00000751	BEST COMMERCIAL ENERGY SERVICES		50.00	
12/19/2024	Payment Monies Received	2024-00000753	BEST COMMERCIAL ENERGY SERVICES		50.00	
12/19/2024	Payment Monies Received	2024-00000755	BEST COMMERCIAL ENERGY SERVICES		50.00	
					<u>\$350.00</u>	

Fee Code	Fee Type	Billing Transactions	Adjustment Transactions	Amount Billed	Adjustments	Net Billed
Permit Type HVAC RES-HVAC RESIDENTIAL Totals		38	0	\$792.85	\$0.00	\$792.85
Permit Type <b>PLUMB COMM-PLUMBING COMMERCIAL</b>						
3% BBS - 3% BBS		2	0	5.32	.00	5.32
<i>Date</i>	<i>Transaction Type</i>	<i>Permit Number</i>	<i>Issued To</i>	<i>Amount</i>		
12/12/2024	Payment Monies Received	2024-00000834	OCEANUS PLUMBING AND DRAIN	3.60		
12/19/2024	Payment Monies Received	2024-00000844	KLINE & KAVALI	1.72		
				<u>\$5.32</u>		
COM-PLUMB REPAIR - Commercial Plumbing Repair/Remodel		2	0	127.50	.00	127.50
<i>Date</i>	<i>Transaction Type</i>	<i>Permit Number</i>	<i>Issued To</i>	<i>Amount</i>		
12/12/2024	Payment Monies Received	2024-00000834	OCEANUS PLUMBING AND DRAIN	70.00		
12/19/2024	Payment Monies Received	2024-00000844	KLINE & KAVALI	57.50		
				<u>\$127.50</u>		
COM-PLUMB REPLAC - Commercial Plumbing Replacement		1	0	50.00	.00	50.00
<i>Date</i>	<i>Transaction Type</i>	<i>Permit Number</i>	<i>Issued To</i>	<i>Amount</i>		
12/12/2024	Payment Monies Received	2024-00000834	OCEANUS PLUMBING AND DRAIN	50.00		
				<u>\$50.00</u>		
Permit Type <b>PLUMB COMM-PLUMBING COMMERCIAL</b> Totals		5	0	\$182.82	\$0.00	\$182.82
Permit Type <b>PLUMB RES-PLUMBING RESIDENTIAL</b>						
1% BBS - 1% BBS		9	0	3.75	.00	3.75
<i>Date</i>	<i>Transaction Type</i>	<i>Permit Number</i>	<i>Issued To</i>	<i>Amount</i>		
12/02/2024	Payment Monies Received	2024-00000656	APPC PLUMBING SERVICES	.35		
12/02/2024	Payment Monies Received	2024-00000664	APPC PLUMBING SERVICES	.50		
12/02/2024	Payment Monies Received	2024-00000698	APPC PLUMBING SERVICES	.35		
12/02/2024	Payment Monies Received	2024-00000699	APPC PLUMBING SERVICES	.35		
12/03/2024	Payment Monies Received	2024-00000817	ZACHARY AND MADELINE MAZUR	.50		
12/10/2024	Payment Monies Received	2024-00000832	JACKSON COMFORT SYSTEMS	.35		
12/19/2024	Payment Monies Received	2024-00000685	WILSON PLUMBING & HEATING, INC	.35		
12/19/2024	Payment Monies Received	2024-00000845	KLINE & KAVALI	.50		
12/19/2024	Payment Monies Received	2024-00000848	KLINE & KAVALI	.50		
				<u>\$3.75</u>		
RES-PLUMB OWN RP - Residential Plumbing Owner Occupied Replacement		5	0	175.00	.00	175.00
<i>Date</i>	<i>Transaction Type</i>	<i>Permit Number</i>	<i>Issued To</i>	<i>Amount</i>		
12/02/2024	Payment Monies Received	2024-00000656	APPC PLUMBING SERVICES	35.00		
12/02/2024	Payment Monies Received	2024-00000698	APPC PLUMBING SERVICES	35.00		
12/02/2024	Payment Monies Received	2024-00000699	APPC PLUMBING SERVICES	35.00		
12/10/2024	Payment Monies Received	2024-00000832	JACKSON COMFORT SYSTEMS	35.00		
12/19/2024	Payment Monies Received	2024-00000685	WILSON PLUMBING & HEATING, INC	35.00		
				<u>\$175.00</u>		

# Permit Revenue Report

Payment Date Range 12/01/24 - 12/31/24

Detail Listing

Fee Code	Fee Type	Billing Transactions	Adjustment Transactions	Amount Billed	Adjustments	Net Billed
Permit Type <b>PLUMB RES-PLUMBING RESIDENTIAL</b>						
RES-PLUMB REPAIR - Residential Plumbing Repair/Remodel						
		4	0	200.00	.00	200.00
<i>Date</i>	<i>Transaction Type</i>	<i>Permit Number</i>	<i>Issued To</i>		<i>Amount</i>	
12/02/2024	Payment Monies Received	2024-00000664	APPC PLUMBING SERVICES		50.00	
12/03/2024	Payment Monies Received	2024-00000817	ZACHARY AND MADELINE MAZUR		50.00	
12/19/2024	Payment Monies Received	2024-00000845	KLINE & KAVALI		50.00	
12/19/2024	Payment Monies Received	2024-00000848	KLINE & KAVALI		50.00	
					<u>\$200.00</u>	
Permit Type <b>PLUMB RES-PLUMBING RESIDENTIAL</b> Totals		18	0	\$378.75	\$0.00	\$378.75
Permit Type <b>SIGN/AWNINGS-SIGN/AWNINGS</b>						
3% BBS - 3% BBS						
		1	0	1.50	.00	1.50
<i>Date</i>	<i>Transaction Type</i>	<i>Permit Number</i>	<i>Issued To</i>		<i>Amount</i>	
12/02/2024	Payment Monies Received	2024-00000803	GRAPHIC DETAIL INC		1.50	
					<u>\$1.50</u>	
COM-SIGN/AWN/CAN - Bldg Commercial Signs Awnings Canopies		1	0	50.00	.00	50.00
<i>Date</i>	<i>Transaction Type</i>	<i>Permit Number</i>	<i>Issued To</i>		<i>Amount</i>	
12/02/2024	Payment Monies Received	2024-00000803	GRAPHIC DETAIL INC		50.00	
					<u>\$50.00</u>	
COM-ZONING PSIGN - Zoning Permanent Signs		3	0	200.00	.00	200.00
<i>Date</i>	<i>Transaction Type</i>	<i>Permit Number</i>	<i>Issued To</i>		<i>Amount</i>	
12/02/2024	Payment Monies Received	2024-00000803	GRAPHIC DETAIL INC		100.00	
12/19/2024	Payment Monies Received	2024-00000802	ADVANCED DISPLAY LLC		50.00	
12/19/2024	Payment Monies Received	2024-00000810	MARKS LLC		50.00	
					<u>\$200.00</u>	
COM-ZONING TSIGN - Zoning Temporary Signs		2	0	50.00	.00	50.00
<i>Date</i>	<i>Transaction Type</i>	<i>Permit Number</i>	<i>Issued To</i>		<i>Amount</i>	
12/03/2024	Payment Monies Received	2024-00000824	FASTSIGNS AKRON		25.00	
12/10/2024	Payment Monies Received	2024-00000830	KLABEN PROPERTY MANAGEMENT LLC		25.00	
					<u>\$50.00</u>	
Permit Type <b>SIGN/AWNINGS-SIGN/AWNINGS</b> Totals		7	0	\$301.50	\$0.00	\$301.50
Permit Type <b>SUBDIVISION-SUBDIVISION</b>						
MIN SUB PLAT - MINOR SUBDIVISION PLAT						
		1	0	30.00	.00	30.00
<i>Date</i>	<i>Transaction Type</i>	<i>Permit Number</i>	<i>Issued To</i>		<i>Amount</i>	
12/10/2024	Payment Monies Received	2024-00000103	KENT DOWNTOWN COMMUNITY URBAN REDEVELOPMENT CORP		30.00	
					<u>\$30.00</u>	
Permit Type <b>SUBDIVISION-SUBDIVISION</b> Totals		1	0	\$30.00	\$0.00	\$30.00

# Permit Revenue Report

Payment Date Range 12/01/24 - 12/31/24

Detail Listing

Fee Code	Fee Type	Billing Transactions	Adjustment Transactions	Amount Billed	Adjustments	Net Billed
Permit Type <b>ZONING-ZONING</b>						
RES-ZONING - Residential Zoning Fence Pool Etc		1	0	25.00	.00	25.00
<i>Date</i>	<i>Transaction Type</i>	<i>Permit Number</i>	<i>Issued To</i>		<i>Amount</i>	
12/02/2024	Payment Monies Received	2024-00000804	Jennifer Roszek		25.00	
					<u>\$25.00</u>	
RES-ZONING ADD - Residential Zoning Addition						
		1	0	25.00	.00	25.00
<i>Date</i>	<i>Transaction Type</i>	<i>Permit Number</i>	<i>Issued To</i>		<i>Amount</i>	
12/03/2024	Payment Monies Received	2024-00000822	JAYZ CONSTRUCTION LLC		25.00	
					<u>\$25.00</u>	
Permit Type <b>ZONING-ZONING</b> Totals		2	0	\$50.00	\$0.00	\$50.00
Grand Totals		125	0	\$28,127.39	\$0.00	\$28,127.39

**City of Kent**  
**Case by Inspector Report**

Date Type: Open Date  
 From Date: 12/01/2024 - To Date: 12/31/2024

Case Type	Case Number	Status/Priority	Description	Case Date	Resolution Date	Open Period In Days	Reported By	Location
<b>Inspector:</b>		Paul Bauer						
BUILDING CODE	2024-00000974	Active	hw tank w/o permit	12/02/2024		37	owner	725 MAE ST KENT, OH 44240
PROPERTY MAINTENANCE	2024-00000986	Active	spilled trash	12/10/2024		29	Paul J. Bauer	254 W ELM ST KENT, OH 44240
UNSHELTERED STORAGE-VEHICLE	2024-00000989	Active	Malibu exp 3/24 and flats	12/11/2024		28	Paul J. Bauer	112 W HALL ST KENT, OH 44240
TRASH-DEBRIS	2024-00001025	Active	trash and debris	12/19/2024		20	Paul J. Bauer	270 COLUMBUS ST KENT, OH 44240
TRASH-DEBRIS	2024-00001038	Active	Bags of garbage	12/27/2024		12	Paul J. Bauer	540 HARRIS ST KENT, OH 44240
TRASH-DEBRIS	2024-00001042	Active	parking lot trash and litter blowing into woods/yards on Glad	12/31/2024		8	John M. Kuhar	1800 RHODES RD KENT, OH 44240
<b>Paul Bauer Totals:</b>		6 Case(s)						
<b>Inspector:</b>		Kevin L. Shaffer						
BUILDING CODE	2024-00000976	Active	Deck without permit	12/03/2024		36	Kevin L. Shaffer	1159 GARTH DR KENT, OH 44240
TRASH-DEBRIS	2024-00000978	Active	Fridge, carpet pad, elec base, tire, etc by house	12/03/2024		36	Kevin L. Shaffer	1112 SILVER MEADOWS BLVD KENT, OH 44240
PROPERTY MAINTENANCE	2024-00000982	Active	Didnt submit rental license app/payment/schedule inspection	12/09/2024		30	Kevin L. Shaffer	147 LAKE ST KENT, OH 44240
PROPERTY MAINTENANCE	2024-00000983	Active	Didnt submit rental license app/payment/schedule inspection	12/09/2024		30	Kevin L. Shaffer	548 FRANKLIN AVE KENT, OH 44240
TRASH-DEBRIS	2024-00000992	Active	Tires by house	12/12/2024		27	Kevin L. Shaffer	408 RELLIM DR KENT, OH 44240
UNSHELTERED STORAGE-	2024-00000994	Active	Buick Regal in driveway, disrepair &	12/12/2024		27	Kevin L. Shaffer	1595 S LINCOLN ST KENT, OH

City of Kent  
**Case by Inspector Report**

Date Type: Open Date  
 From Date: 12/01/2024 - To Date: 12/31/2024

Case Type	Case Number	Status/Priority	Description	Case Date	Resolution Date	Open Period In Days	Reported By	Location
VEHICLE			expired tags					44240
TRASH-DEBRIS	2024-0000997	Active	Mattresses and couch behind house	12/12/2024		27	Kevin L. Shaffer	447 CUYAHOGA ST KENT, OH 44240
PROPERTY MAINTENANCE	2024-00001004	Active	Tarp on roof, repairs needed?	12/16/2024		23	Kevin L. Shaffer	228 ROBERT DR KENT, OH 44240
PROPERTY MAINTENANCE	2024-00001005	Active	Missing siding on front of house	12/16/2024		23	Kevin L. Shaffer	1091 ERIN DR KENT, OH 44240
PROPERTY MAINTENANCE	2024-00001007	Active	Didnt submit rental license app/payment/schedule inspection	12/17/2024		22	Kevin L. Shaffer	244 COLUMBUS ST KENT, OH 44240
PROPERTY MAINTENANCE	2024-00001011	Active	Fallen gutter on front of house	12/17/2024		22	Kevin L. Shaffer	909 S WATER ST KENT, OH 44240
ZONING	2024-00001012	Active	Portable storage container in front of house	12/17/2024		22	Kevin L. Shaffer	1266 DENISE DR KENT, OH 44240
UNSHELTERED STORAGE-VEHICLE	2024-00001016	Active	Expired tags on maroon Impala	12/17/2024		22	Kevin L. Shaffer	230 N MANTUA ST KENT, OH 44240
TRASH-DEBRIS	2024-00001017	Active	Refrigerator, dresser, tv, misc on porch	12/18/2024		21	Kevin L. Shaffer	809 S WATER ST KENT, OH 44240
TRASH-DEBRIS	2024-00001019	Active	Couch on tree lawn	12/18/2024		21	Kevin L. Shaffer	1393 LOOP RD KENT, OH 44240
PROPERTY MAINTENANCE	2024-00001022	Active	Missing Fascia on south side of house	12/19/2024		20	Kevin L. Shaffer	1583 CHADWICK KENT, OH 44240
TRASH-DEBRIS	2024-00001027	Active	Couch by dumpster (been there a week+)	12/19/2024		20	Kevin L. Shaffer	1600 ATHENA DR KENT, OH 44240
UPHOLSTERED FURNITURE OUTDOORS	2024-00001033	Active	Couch by house	12/26/2024		13	Kevin L. Shaffer	254 W ELM ST KENT, OH 44240
PROPERTY MAINTENANCE	2024-00001040	Active	Didnt submit rental license app/payment/schedule inspection	12/31/2024		8	Kevin L. Shaffer	437 LONGMERE DR KENT, OH 44240

City of Kent  
**Case by Inspector Report**

Date Type: Open Date  
From Date: 12/01/2024 - To Date: 12/31/2024

Case Type	Case Number	Status/Priority	Description	Case Date	Resolution Date	Open Period In Days	Reported By	Location
-----------	-------------	-----------------	-------------	-----------	-----------------	---------------------	-------------	----------

Kevin L. Shaffer Totals: 19 Case(s)

Grand Totals : 25 Case(s)



**OPERATIONS**



**ECONOMIC  
VITALITY**



**DESIGN**



**MARKETING &  
EVENTS**



## Kent: A Fun, Vibrant & Thriving Community

At Main Street Kent, we work with community partners, businesses, volunteers and the City of Kent to make Kent a fun, vibrant and thriving community. Year round, we're making a difference every day and our ultimate goal is to make Kent people's first choice for dining, events, entertainment, education, shopping, arts, and living.



# Marketing & Events

Main Street Kent's marketing efforts are primarily concentrated in social media, radio, email/digital marketing and our website. We've also begun advertising with PBS Western Reserve this year. We promote local businesses, live music, festivals, activities/workshops, art exhibits/galleries, museums, the DORA, public art, walking tours, the Kent Card, outdoor recreation and more.

**MSK Website** - Our website is user-friendly, offering a comprehensive list of businesses, calendar of activities and events, and ways for people to get involved and contribute to MSK as volunteers and supporters. A snapshot of our digital presence:

- Unique Visitors - **328,914**
- Page Views - **748,053**
- FB followers @ facebook.com/mainstreetkent: **23,973**
- IG followers @ instagram.com/mainstreetkent: **9,004**
- Email subscribers: **6,522**

**Snow Day** - January is typically a slow month for small businesses and our community, so MSK created a new reason for people to come downtown — an outdoor event complete with live music, fire pits and s'mores, an ice carving exhibition, a scavenger hunt and more. We were thrilled to have city support of our efforts to bring people downtown. Our businesses provided a variety of offerings including axe throwing, a hot cocoa bar, themed indoor and outdoor crafts and games, menu specials, workshops and music. The results were incredible, with businesses reporting sales increases of **25-406%** and lots of great feedback from attendees. Sponsored by the City of Kent, Hometown Bank, Wright Heating, Each + Every, and Talk On Speech and Occupational Therapy.



**Kent In Good Company Podcast** - In partnership with volunteer host Katy Thomas, we launched a podcast in January, featuring Kent small businesses. Every Wednesday, a new episode is launched and available on three platforms for all to listen. From long-standing staples to brand new businesses, Katy takes a dive into the how and why people choose to do business in Kent, and what they love about other businesses in Kent. Seasons 1 and 2 included a total of 39 stories about our local businesses, and Season 3 will kick off in January, 2025.

**Kent's Women in Business** - MSK intern Lillie Leasure, a photography and design student at Kent State University, met with some of Kent's women business owners to take their photos and create a social media campaign for Women's History Month. These posts created some great buzz and awareness about our women-owned business community during Women's History Month.



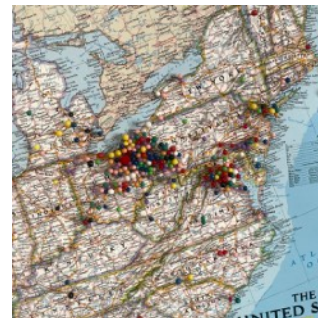
**PBS Western Reserve** - We are now running TV spots on this public station; first we featured Kent Oktoberfest, then Kent Rainbow Weekend, and when we reach mid-October, we'll air a more general spot about shopping, dining and entertainment in Kent. This audience is one we definitely want to attract to our downtown!



**Friend of the Week** - MSK supporters are featured on our social media, showing their dedication and participation in what we do. From restaurants to service providers to retailers to non-profits, we're proud to share the support that makes our work possible.

**MSK Volunteer of the Week** - Each week, volunteers are featured on our social media, highlighting their contributions to our work. Dedicated event volunteers, committee members and board members make us successful and we're grateful for the opportunity to work with them as they share their time and talents with us.

**Kent Total Eclipse 2024** - A group of Kent organizations, city staff, business owners and volunteers formed a committee to plan for a weekend of events, art projects and activities surrounding the April 8 Total Eclipse, for which Kent was in the path of totality. A \$10,000 grant was secured through the National Main Street program and the Simons Foundation, and the Destination Kent CVB matched these funds so we could put together a stellar weekend for our community and visitors. Activities included a Glow in the Dark Bar Crawl, MSK 5K Eclipse Edition, laser light show, trivia, planetarium shows, eclipse viewing parties, permanent and temporary eclipse mural installations and more for all to enjoy — and we had clear skies in Ohio! Business owners embraced the opportunity by creating themed merchandise and menu items and hosting activities for this celestial event, making for a fun and exciting experience in Kent, OH.



**Art & Wine Festival** - Our signature event took place on Sat., June 1, from 11am until 8pm on N. Water St. and the Hometown Bank Plaza, featuring 58 artists, 13 Ohio wineries, plus lots of local food and live music. Presented by The River Merchant, the event drew thousands of people downtown throughout the day to enjoy wine tasting, food trucks, entertainment and our local shops and restaurants. Businesses reported a successful day and MSK had a profitable, successful event. Sponsored by Hometown Bank, Portage Community Bank, Klaben Auto, AMETEK and Acorn Alley.



**Wizardly Weekend** - On July 19 & 20, downtown Kent was transformed into a magical place. Complete with an outdoor movie, bar crawl, vendor village, activities, costume contests, mini golf event, potion class, photo opportunities, quadball demos, wand making, a raptor "meet and greet" and dozens of participating businesses featuring merchandise and menu specials, this summertime favorite was a big success! Presented by Meijer and Summa Health; sponsored by Acorn Alley, College Town Kent, Hometown Bank, Portage Community Bank, Central Portage County VCB, Off the Wagon, and Thresholds Group.



**Kent Oktoberfest** - Cheers to live music, dancing, seasonal beers, German food, games, and steinholding competitions! Sat., Sept. 21 from noon to 10pm, MSK hosted this annual event on a beautiful fall day. With hundreds of bratwurst and buns donated by Giant Eagle, Kent Firefighters Local 721 held a fundraiser, and several local businesses joined in selling delicious food. Presented by Giant Eagle and Spaten; sponsored by Portage Community Bank, Hometown Bank, Klaben Auto, AMETEK, PBS Western Reserve, The Summit FM, Bell Tower Brewing and North Water Brewing.



**Kent Rainbow Weekend** - Oct. 11 & 12 were days filled with decorations, events, education and activities to showcase Kent as an open and welcoming community for all. The Drag Race 5K had hundreds of participants and raised \$7,000 for the Kent State University LGBTQ+ Center Emergency Fund! Other activities included the Rainbow Walk, Courageously Queer Storytelling, drag brunches, a documentary screening, Safe Space training, business specials, makers markets, fundraisers and more in support of the LGBTQ+ community during LGBTQ History Month, a time when the campus community and city can come together to celebrate. Sponsored by Summa Health, Portage Community Bank, College Town Kent, Summit FM and PBS Western Reserve.



**Family Friendly Halloween** - On Fri., Oct. 25, over thirty downtown businesses and community organizations joined MSK in hosting the annual trick-or-treat from 5-7pm. Great costumes and beautiful weather made for the perfect evening for fall festivities.



**Phil Kline's Unsilent Night** - On Sun., Dec. 22, over 60 community members walked the sidewalks of downtown Kent creating a luminous, holiday soundscape on boomboxes and bluetooth speakers. The community gathered at the Hometown Bank Plaza for free hot cocoa provided by Taproot Catering and simultaneously pressed "PLAY" on their devices, then strolled through downtown, dressed in festive attire and

holiday lights, creating a beautiful sound of bell tones and chimes along the way. A new, fun tradition for Kent! Sponsored by Woodsy's Music.




# Design

The MSK Design Committee is focused on the aesthetics of downtown Kent. This group of volunteers implements public art projects and works to keep Kent beautiful in many ways, including flower bed plantings and hanging flower baskets, seasonal clean up days, graffiti removal and more.

**Eclipse Info Panels/Pedestrian Kiosks** - In preparation for the Total Solar Eclipse, we worked with Each + Every to design new info panels for the kiosk maps located downtown. The panels featured information about what a total solar eclipse is, how often it happens, eye safety and more. This helped build awareness and excitement in the community in the weeks leading up to the eclipse. Then this summer, we completed the annual update of business listings and had them all replaced.

**Eclipse Temporary Public Art Displays** - Our team did a call for submissions for five temporary art installations on the sides of five downtown buildings. Artists of all cultures, abilities and generations were encouraged to submit their interpretation of an eclipse. April Bleakney's "Planetary," Danny Likar's "River Eclipse," Mike Hovancsek's "Approaching Totality," Melissa English Campbell's "Woven printed fabric inspired by the eclipse photography of Rick Fienberg," and Kristen Mimms Scavnicky's "An Ichi Shadowscape," were on display through June, 2024.



**Graffiti Busters** - Graffiti is an ongoing issue in Kent, so we manage it the best we can, as it happens. Committee member Annie Flaherty started up "Graffiti Busters," a group of people willing to help on an "as needed" basis since we can't exactly plan for when we need it. There is a text group set up so when we see graffiti that needs to be cleaned up, we post a picture to the group with location info, then whoever has the time to work on it stops at MSK to pick up supplies and gets the job done! This team also completed a clean up of all downtown poetry wrapped utility box art in June.

**Clean Up Kent and Tulip & Daffodil Planting** - On April 20 and Oct. 19, we hosted clean up days and students, scouts, business owners and community members all came out to do a deep cleaning of the district, generating an entire pick up truck bed full of trash bags. The sense of accomplishment these volunteers feel is fun to see and we're grateful for their willingness to help



with the dirty work. During the fall clean up day, a group of volunteers planted 1,600 bulbs in six downtown flowerbeds, so we're excited to see tulips and daffodils pop up again next spring.

**Adopt A Spot** - This year's program was booming! With 42 flower beds and 40 hanging flower baskets, downtown Kent was looking beautiful! This year, in partnership with the City of Kent, Smithers-Oasis, and several other contributors, we were able to invest in new hanging baskets with large water reservoirs. The results are incredible, with less frequent watering and HUGE bursts of color in the heart of our downtown. We're grateful for the dozens of volunteers and sponsors that make this program such a success each year and love hearing positive comments from the




community and our business owners. They really make a difference! A full list of Adopt A Spot sponsors and volunteers can be viewed at: <https://mainstreetkent.org/about/>




**Talk of the Town Walking Tours** - A sub-committee formed to create a fun, new downtown walking tour. Every Saturday through September, one of our guides took a group on a one-hour and fifteen minute tour of the downtown, beginning at the Kent State Hotel and ending in Acorn Alley. Details including info about retailers, restaurants, and some Kent history tidbits were included in the tours. The group plans to work on some new tours to roll out for spring 2025.

**Painted Crosswalks** - Local artists Stephanie Brewer and Kelly Dietrick collaborated to design a series of ten crosswalks to be painted in ten crosswalks along N. Water St. and its cross streets. The first design was installed in October and the remaining will be installed in the spring of 2025.



**Holiday Window Decorating Contest** - This year's holiday windows were fantastic! With over 20 businesses entered in the contest, the top three were selected and won cash prizes: Board & Bevy (#1), Bent Tree Coffee Roasters (#2) and Off the Wagon (#3), all three featuring hand-designed decorations. Impressive!



## Economic Vitality

The Economic Vitality Committee creates programming to drive foot traffic to our businesses through “around town” events, promotions and activities, and develops opportunities for businesses to collaborate for the betterment of the downtown district as a whole.

**Foodie February** - This promotion helps our eateries during the slowest time of year. Participants picked up a BINGO card at any of 24 participating businesses, then got it stamped whenever they made a purchase during the month. Cards were entered in a drawing where \$750 in Kent Cards were given as prizes; 20 people won \$25 each and one person won \$250. Prizes sponsored by Emerson Consumer Care.



**“The Science of” Program** - This series of free, family-friendly events encouraged people to learn about the science behind our local businesses. Hippie Fox Rocks hosted the Science of Gemstones; Erie Street Kitchen hosted the Science of the Soil Food Web, and North Water Brewing hosted the Science of Eclipse Photography during the week leading up to the eclipse. This program helped drive people into our businesses during the winter months.



**Chocolate Walk** - For the Feb. 10 Chocolate Walk, 250 guests checked in at the Kent State Hotel & Conference Center, then headed out with their reusable totes to over thirty participating businesses to collect chocolate treats. Lots of shopping and lunches were had throughout the day. This fundraiser was sponsored by The Thresholds Group and Squirrel City Jewelers; all guests were entered in a raffle and one lucky ticket holder won a pair of diamond stud earrings!

**Glow in the Dark Bar Crawl** - In celebration of the Total Solar Eclipse 2024, MSK planned a Glow in the Dark Bar Crawl for Fri., April 5. 300 guests checked in at Water Street Tavern and sipped a Gosling’s “dark and stormy” cocktail to start off the night, plus received glow items, commemorative shot glasses and eclipse stickers as they headed out to enjoy a festive evening in Kent. It was a festive evening and lots of fun as we welcomed people from all over the country to our town.



**MSK 5K Eclipse Edition** - On Sat., April 6, we held the annual MSK 5K fun run, theming it for the Total Solar Eclipse! With two start times at 9am and 10am, attendees received an eclipse glass and t-shirt, race bib, eclipse viewing glasses and a cold beverage after completing the race on the Portage Hike & Bike Trail alongside North Water Brewing. Sponsored by North Water Brewing, Portage Community Bank and Hall-Green Agency.



**Crafty Crawl** - This annual event highlights our Kent breweries and local artists, and has become very popular! On April 28, attendees picked up an event promo card at the location of their choice, then got it stamped at all three breweries as they made their way around Kent that day, exploring craft beer and arts and crafts vendors. Completed cards were entered in a drawing for a chance to win one of twenty \$25 Kent Cards just for attending (no purchase required) the event. This is a great way to showcase the variety of breweries in Kent.



**Maximize Your Main Street** - On May 20, MSK hosted this interactive session for local businesses and volunteers at North Water Brewing. Committee volunteers baked delicious treats for attendees, and committee co-chairs Ed Butch and Jessica Ryan led the session, sharing info about how to embrace the opportunities presented by Main Street Kent. Attendees also broke into groups to brainstorm ways to expand on existing MSK events and promos, as well as explore ideas of ways they could collaborate on their own.



**Putt Around Downtown** - Another sellout event, June 15 was a beautiful day with 240+ people playing miniature golf while shopping, eating and drinking downtown. Families and groups “hit the links” downtown and had the chance to vote for Best Putt Putt Hole, then were entered for a chance to win one of ten \$25 Kent Cards. Sponsored by Brimfield Insurance Group and Portage Community Bank — and Kent Cycle won the contest!





**Flashes First Thursday** - The annual welcome event for Kent State University students took place in downtown Kent on Aug. 22, complete with a bingo game, vendor booths, ice cream, music and more. MSK hosted a spin to win wheel to gain Instagram followers and give away MSK swag, making lots of new friends!



**Small Business Saturday Holiday Kick Off** - Nov. 30 was our official kickoff for holiday shopping and enjoyment. From noon to 3pm, we welcomed people to our lobby, handing out free hot cocoa, homemade cookies, and 150 Shop Kent totes inside which we hid twenty-five \$25 gift cards as a special holiday surprise. Mr. Black Squirrel dressed as an elf for fun photos, and all had a great time supporting local for the holidays.



**MSK Elf Hits Downtown Kent** - Thirty-two businesses participated in this year's hunt for the MSK elf. People of all ages spent time looking for the elf from Nov. 30 - Dec. 31 then were able to enter online to win gift cards. Fifteen winners, who found the elf in at least 16 locations, received a \$30 Kent Card and one lucky winner, who found the elf in all 32 locations, received a \$300 Kent Card. This activity has become a tradition for many, and allows them to discover businesses they may not have experienced before.



**Cookie Walk** - The third annual Cookie Walk was Sun., Dec. 8 and 300 people enjoyed gathering delicious, festive cookies from 26 businesses and organizations on a beautiful day filled with shopping, food and beverages! From proceeds, MSK made a \$2,000 donation to Kent Social Services in the spirit of the season. Sponsored by Hall-Green Agency, Acorn Alley and College Town Kent.

## Operations

The MSK Operations Committee is focused on fundraising, board development and succession planning, volunteer recruitment and retention, and the overall health of the organization.

**MSK Board of Directors** - In 2024, we have welcomed two new board members, Joy Pahls and Ron Petrosky. We're excited to have them on the team, adding new energy and skillsets to MSK.

**Vice President** - Sage Culley, The Davey Tree Expert Company  
**Secretary** - Dominique Bollenbacher, City of Kent  
**Treasurer** - Colin Boyle, Hometown Bank  
**Economic Vitality Committee Chair** - Ed Butch, CITI Program  
**Design Committee Chair** - Bridget Tipton, Bell Tower Brewing & Point B Studio  
**Marketing/Design Staff** - Lesley Sickle  
**Executive Director** - Heather Malarcik



**Board Members** - Mike Beder, Cleveland Bagel, Kent Sportswear, Lake House Kitchen, The Loft, Venice Cafe, Water Street Tavern; Joy Pahls, Hometown Bank; Ron Petrosky, retired IT; Robin Spano, social media freelancer; Jessica Ryan, Smithers-Oasis; Eric Helmstedter, City of Kent.  
**Board of Governors** - Mike Lewis, Hometown Bank

**Volunteer Liaison** - Joy Pahls has taken on this new MSK role to help us nurture our relationships with volunteers, making sure everyone has a positive experience full of opportunity! We're excited to have her facilitate volunteer meet-ups so people can get to know each other and learn more about MSK outside of actual volunteer experiences. So far, we've hosted three meet-ups; one in the morning at Scribbles Coffee, one at noontime at Erie Street Kitchen, and one in the late afternoon at Ray's Place in September. Our hope is that everyone who wants to attend will be able to do so!



**Volunteers** - Our volunteers work on MSK committees, events and projects, and serve on our board of directors. During 2024, we benefited from 3,000+ volunteer hours. The average value of a volunteer hour of work is \$31.80, so that's over \$95K in time and expertise contributed to our program!



**MSK Annual Awards Celebration** - On Aug. 8, we gathered at Over Easy at the Depot to celebrate the wonderful people who make our organization strong and productive. We enjoyed delicious appetizers and beverages, shared some successes of the past year, then presented these awards to our top volunteers: President's Award — Ed Butch; Committee Volunteer of the Year — Jessica Ryan (economic vitality); Business of the Year — Flourish Plant Mkt.; Event Volunteer of the Year — Robin Spano (Wizardly Weekend); Adopt a Spot Volunteer of the Year — Kyle Kutinsky (Roosevelt High School Forestry & Environmental Studies); Volunteer of the Year — Barb Keener; Mike Finley Spirit of Main Street Award — Katy Thomas (Kent in Good Company podcast). See report cover for group photo (Barb Keener not present).

**Volunteer Appreciation Party** - On Nov. 20, we hosted a party at Bell Tower Brewing to celebrate all of our volunteers, providing beverages and appetizers for everyone. A slide show displayed the variety of things people do for MSK, from scrubbing graffiti to planting tulip bulbs to serving on our



committees and board of directors. It's fun to connect with volunteers and enjoy some time when not volunteering so they know how much we appreciate them.

**MSK Values** - The MSK Board of Directors spent some time together establishing our values as an organization. We think it's important to let the community know what is important to us — being inclusive, dedicated, community-minded, creative, supportive, persistent, fun, impactful and engaging. Main Street is for everyone, and ultimately, we strive to create an inclusive community where every person feels welcome.

**MSK Friendsgiving** - For the first time, we launched a campaign asking our community to become Friends of Main Street Kent in financial support of our work. We had 25 community members/families join us between Nov. 18 and Dec. 3, Giving Tuesday. We hope to grow this in the years to come!



**Friends of Main Street Kent** - Support from our local businesses and organizations is strong and continues to grow. We're always working to gain additional support throughout the year, as it helps us continue our work and grow our program to fulfill the needs of our businesses and community.

A full list of supporters can be viewed at [mainstreetkent.org/about/our-supporters/](https://mainstreetkent.org/about/our-supporters/).

**We look forward to more excitement and productivity in 2025!**

**Thank you for your support of Main Street Kent.**



# CITY OF KENT, OHIO

---

## DEPARTMENT OF COMMUNITY DEVELOPMENT

DATE: January 8, 2025

TO: Dave Ruller, City Manager

FROM: Julie Morris, Sustainability Coordinator

RE: 2024 City of Kent Climate Action Plan Work Update: Sustainability Coordinator Report

---

Attached, please find the information-only work update report to include in the City Manager's Communication for the January 22, 2025, City Council meeting.

Please let me know should you have any questions or need anything else from me in order to have this included in same.

Thank you.

Attachment

CC: Hope Jones, Law Director  
Kathy Coleman, Interim Clerk of Council  
Bridget Susel, Community Development Director  
Patricia Long, Assistant to the City Manager

## **2024 City of Kent Climate Action Plan (CAP) Work Update – Sustainability Coordinator Report:**

Much of the following work involved time, collaboration, and help from various City staff and community members to accomplish (too many to list individually here), and thanks to all involved!

### **Stationary Energy:**

- The City of Kent’s Climate Action Plan (CAP) directs the City to complete an updated Green House Gas (GHG) Inventory, as the inaugural GHG Inventory had been completed in 2021 using data from 2016.
  - Consulting firm KERAMIDA was hired to assist with the GHG Inventory Update, which was completed in February 2024, utilizing data from 2022.
  - GHG Inventories help identify GHG emission levels across various sectors in the City, helping to identify and prioritize work in the sectors with the largest areas of GHG emissions.
    - According to our GHG Inventories, the Stationary Energy (specifically Residential, Commercial, and Institutional) sector produces the City’s largest areas of GHG emissions, followed closely behind by the Transportation sector.
  
- Received the Decarbonization Glidepath report from consultants, World Kinect – a provision of NOPEC’s Resiliency and Sustainability Support Program.
  - This report provides a planning approach and process for decarbonization that the City can consider, offering suggestions for organizational alignment, clarity on commitments, resource allocation, and alignment with stakeholder expectations to work towards the City’s goal of Net-Zero GHG emissions by 2050 as outlined in the City’s Climate Action Plan (CAP).
  - Developing this report involved the City providing all solicited Request for Information (RFI) data to World Kinect so it could generate same.
  
- Completed American Society of Heating, Refrigerating and Air-Conditioning Engineers (ASHRAE) Level 2 Energy Audits for four City facilities: Kent Police Department, Fire Station No.1, Overholt Service Administration Complex, and the Vehicle Maintenance Facility at Plum Creek.
  - These properties were selected due to being identified as large energy users in the Decarbonization Glidepath report.
  - World Kinect connected the City to auditors with Greater Cleveland Partnership via the Council of Smaller Enterprises (COSE) program, which paid to have the energy audits conducted.
    - This was also a provision from NOPEC’s Resiliency and Sustainability Support Program.
  - The energy audit process involved providing all solicited RFI data, completing the onsite building walk-throughs, and sharing final report findings with appropriate City department heads.
  - These audit reports provide recommended energy conservation measures, as well as a savings and cost analysis that can help inform future energy efficiency work at the associated properties.
  
- Creation and continual maintenance of an Environmental Protection Agency (EPA) ENERGY STAR Portfolio Manager account to house 16 City facilities as identified in the above referenced Decarbonization Glidepath report.
  - The CAP directs use of the Portfolio Manager tool for use in several of its programs that will be developed in the future: City’s GHG Reduction Ordinance (p.13 of CAP) and the Green Leasing program (p.16 of CAP), and this tool can support efforts in the development of the Subsidized Energy Audits program (p.12 of CAP).
  - The Portfolio Manager tool allows the City to benchmark its annual energy and water use for the facilities, assess associated GHG emissions, develop metrics, and explore reduction targets for same.
    - Use of this tool with City properties will help the City lead by example and provide first-hand knowledge of how it could be used in the development of future CAP programs

## **Stationary Energy Continued:**

- The Portfolio Manager system has capacity for sharable reporting which staff is exploring to provide transparency around the City’s energy use, savings, and GHG reductions over time.
- A decision from Council was made in July 2024 to receive in-depth site and system assessments from World Kinect’s specialized solar team for onsite solar at Kent Fire Station No. 1 and the Water Treatment Plant (WTP) – also a provision of NOPEC’s Resiliency and Sustainability Support Program. Staff coordinated with the consultants around the data and analysis needed for these reports.

## **Transportation:**

- Electric Vehicle (EV) Charging Stations:
  - Transitioned to management of required EPA grant reporting for the stations located at the new City Hall
  - Handling of ChargePoint systems once operational.
    - ChargePoint is a software platform that runs the EV charging station operations and provides associated use metrics for the City.
    - Attended virtual trainings on ChargePoint system.
- KSU Bicycle Friendly University (BFU) and City of Kent Bicycle Friendly Community (BFC) work:
  - Much of the rating requirements for both BFU and BFC involve work that crosses both the University and City, requiring collaboration between the entities.
    - The City of Kent has “honorable mention” status as a Bicycle Friendly Community and the City could eventually pursue additional BFC rating levels.
    - The City may also need to be involved in work the University is doing to help improve their BFU standing from Bronze to Silver.
  - Attend Kent State University’s Bicycle Advisory Committee (BAC) monthly meetings.
    - Assisting with review, prioritization, and implementation where appropriate of BFU feedback report action items.

## **Waste:**

- Worked with and obtained one-page recycling instructions from Republic Services that can be shared at tabling events and posted to our City website.
- Explored issues of Circular Economy – attended Ohio EPA’s Ohio Materials Marketplace webinar to learn more about available options in our region.
  - Per the U.S. EPA, Circular Economy is defined as: “A circular economy keeps materials and products in circulation for as long as possible...[this] refers to an economy that uses a systems-focused approach and involves industrial processes and economic activities that are restorative or regenerative by design, enables resources used in such processes and activities to maintain their highest value for as long as possible, and aims for the elimination of waste through the superior design of materials, products, and systems (including business models). It is a change to the model in which resources are mined, made into products, and then become waste. A circular economy reduces material use, redesigns materials and products to be less resource intensive, and recaptures ‘waste’ as a resource to manufacture new materials and products.”  
<https://www.epa.gov/circulareconomy/what-circular-economy>

## **Waste Continued:**

- The Ohio Materials Marketplace, sponsored by the Ohio EPA, is a platform that “connects businesses to develop and scale new reuse and recycling market opportunities”.  
<https://rheaply.com/cities/oh/ohio/>
- Included an article in the Fall 2024 edition of the Sustainable Kent e-newsletter outlining areas for clothing and food donation, as well as places to take hard to recycle materials.

## **Agriculture, Forestry and Other Land Use (AFOLU):**

- Assisted the City’s Service Department in developing a flyer advertising a free tree program for select residents.
- Initial exploration of Motus Wildlife Tracking System (MOTUS) program for possible future collaboration with Kent Free Library and/or Kent City Schools.
  - MOTUS is “is an international collaborative research network that uses coordinated automated radio telemetry to facilitate research and education on the ecology and conservation of migratory animals. Motus is a program of Birds Canada in partnership with collaborating researchers and organizations.” - <https://motus.org/>
  - MOTUS has stations installed in the Cleveland area. Stations in Kent could help expand the research area and provide unique educational opportunities.

## **Education & Outreach:**

- Facilitate monthly Sustainability Commission meetings.
  - Provide meeting notices to members; recently began posting agenda and minutes to the Civic Clerk system.
  - Take and process meeting minutes.
  - Receive advisement on CAP work from members, integrating same as applicable and feasible.
  - Address concerns/issues raised by Commission members.
  - Creation of framework for, and facilitate the associated review and update of, Commission by-laws and purpose during meeting working sessions now that the City has adopted a Climate Action Plan (CAP) and has a new, full-time staff position to assist with implementation of the CAP.
- Created and maintain the Sustainability Overview webpage on the new City website.
- Created the Sustainable Kent News e-newsletter which is sent quarterly on the City’s also newly created sustainability list-serv.
  - The e-newsletter shares news about the CAP and other sustainability work happening in the City.
  - Generated the Spring, Summer, and Fall 2024 editions which have been emailed out and posted to the City’s Sustainability Overview webpage.
  - Connected the sustainability list-serv to the City’s web-based system to help streamline sign-up access for the e-newsletter. Utilizing the City’s web-based system also makes the sending of the e-newsletter and other sustainability news to folks who have signed up more efficient for Staff.
- Created an ongoing Open House event series to share about the City’s CAP work and other sustainability related topics with the community.
  - Introduction of the CAP to the public event held in February 2024.

## **Education & Outreach Continued:**

- Active Transportation event held in July 2024.
  - Worked with City's Engineering Department to showcase various planned trail improvements, E. Main St. project improvements, Safe Routes to School information and other Bike and Walk Infrastructure related projects.
  - Helped facilitate activity for attendees to identify areas of need on maps of the City.
- Energy Efficiency event held in October 2024.
  - Presentation of City's Facility Energy Audit results.
  - Provided brief highlights of federal Clean Energy Tax Credits available to residents.
  - Portage Community Action Council presented about Energy Programs available to residents.
- Tabled at or participated in numerous community events in 2024 to help share about the existence of the CAP and related work:
  - KSU Earth Fest – April 2024.
  - Discussion about the City's CAP with 2<sup>nd</sup> grade students at Longcoy Elementary – May 2024.
  - Leadership Portage County's Family Fun Day – May 2024.
  - PARTA Community Resource Fair – September 2024.
  - Portage Parks District & Autism Society Greater Akron Halloween in the Park – October 2024.
- Local and Regional work:
  - Participated in Leadership Portage County – monthly class meetings began in September 2023 and finished in May 2024.
  - Participated in the Local Governments for Sustainability (ICLEI) Northeast Ohio Resilient Cities Leadership & Learning Cohort which involved monthly meetings and project work – January to December 2024:
    - Invited to present to the Cohort about the City of Kent's Sustainability Commission as part of best practices work around interdepartmental collaboration and external advisory boards.
    - Developed connections over the course of the sessions with representatives from the participating cities and entities: Berea, Oberlin, Cleveland, Avon Lake, University Heights, Akron, Lakewood, Cleveland Heights, Solon, and NOPEC.
      - There is capacity to continue to engage with each other around resources, best practices, and other support for individual and regional climate action work.
    - Set up of the above referenced (see Stationary Energy section of this report) EPA ENERGY STAR Portfolio Manager account for the City as a trial project completed as part of this cohort work.
      - Multiple presentations about this project delivered over the course of the Cohort sessions.
    - Attended the Catalyzing Local Climate Action Workshop in Cleveland as part of this ICLEI Cohort work.
  - Hold meetings with Kent State University's Office of Sustainability:
    - Melanie Knowles has left Kent State University and is now the Sustainability Director for Cuyahoga County – City staff's continued collaboration with her still occurs in her new role, just not as a regularly scheduled meeting at this point.
    - Leah Graham is still the Sustainability Coordinator for Kent State's Office of Sustainability. We continue to meet monthly to stay in touch about the City and University's work, projects, as well as provide support and partner for initiatives when possible.



## **Education & Outreach Continued:**

- Kent Social Services work:
  - Serve as Secretary at its monthly advisory board meetings – take and provide minutes, agenda, and meeting announcements.
  - Help organize its seasonal, onsite vegetable/herb garden.
- Began attending monthly NEFCO meetings as a guest when agenda items cross over into areas of interest for City’s CAP or sustainability work.
- Review and response to queries, ideas, suggestions related to the City’s sustainability work and/or issues of sustainability in general, as received from staff and the larger community.

## **Awards and Ratings**

- Applied in April 2024 for the Ohio EPA’s Encouraging Environmental Excellence Award that recognizes exceptional achievements across 15 Environmental Stewardship and 6 Community & Regional Sustainability criteria, with four possible award levels: Achievement, Silver, Gold and Platinum.
  - The Ohio EPA sent notification in December that the City of Kent was awarded a Silver level for the 2024 award cycle – the City is currently pending the award materials.

## **Funding & Planning**

- Received the above-mentioned NOPEC services (see Stationary Energy section of this report) – a \$40k in-kind value.
- Monitoring the federal Inflation Reduction Act (IRA) Funding Competitions: Solar For All, and the National Clean Investment Fund (NCIF).
  - Program information from Ohio Air Quality Development Authority (OAQDA) who is handling the State-level, pass-through grant programs is still being developed.
- Developed and maintain grants database which includes the ongoing exploration of funding announcements for fit with existing or readied projects.
- Ongoing development of work plans and laying groundwork for 2025 CAP work.
- Exploration of other regional organization membership options to consider for collaboration and support continues.