

CITY OF KENT, OHIO

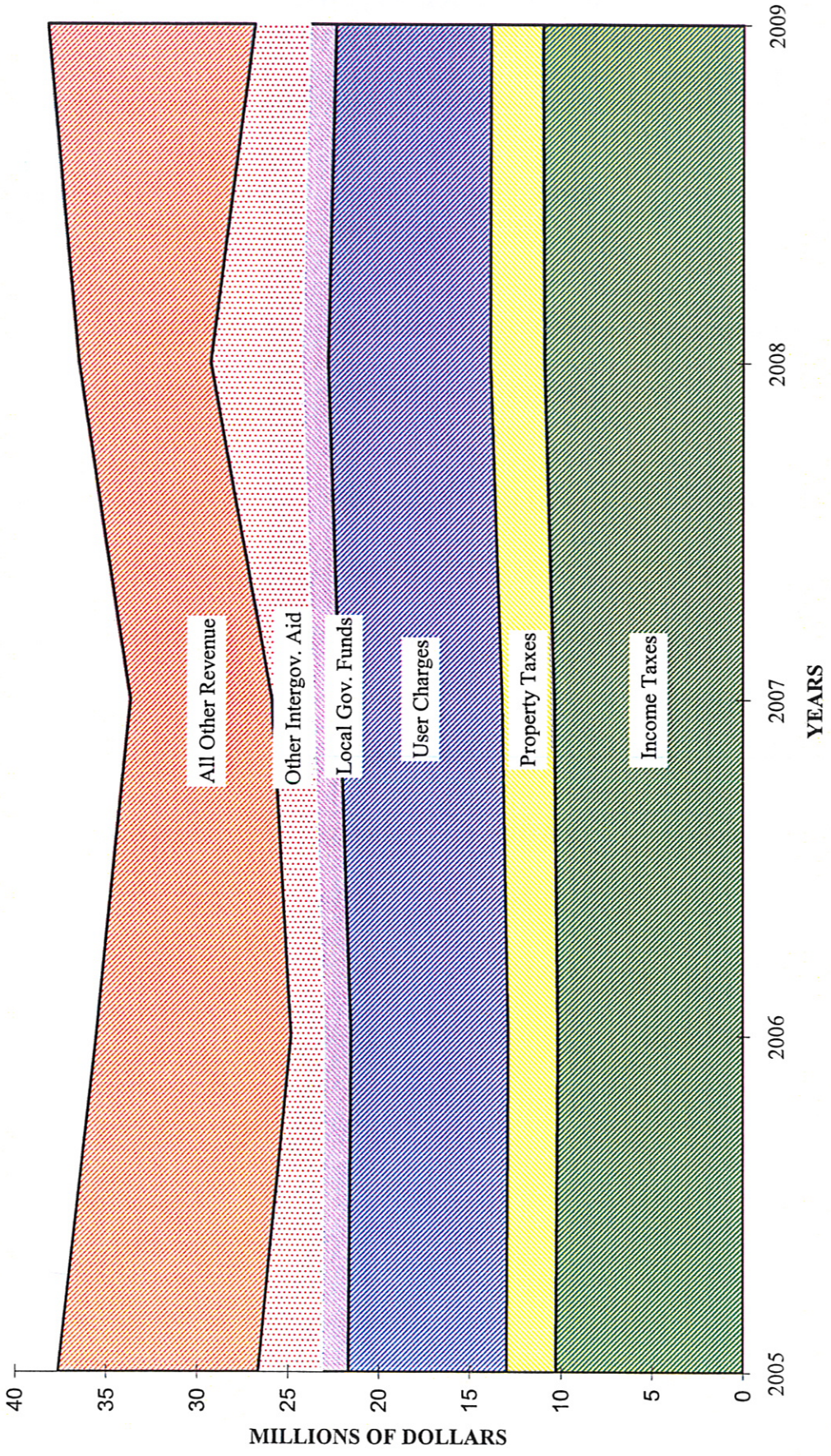
2009 RECOMMENDED BUDGET

OVERVIEW

CITY OF KENT, OHIO
2009 RECOMMENDED BUDGET
REVENUE CATEGORY COMPARISON

<u>CATEGORY</u>	<u>2006 ACTUAL</u>	<u>2007 ACTUAL</u>	<u>2008 APPROVED BUDGET</u>	<u>2009 RECOMMEND BUDGET</u>
TAXES				
Income Tax	\$ 10,315,429	\$ 10,660,344	\$ 10,650,000	\$ 11,100,000
Brimfield-Kent JEDD	12,820	18,505	25,000	25,000
Kent-Franklin JEDD	0	163,710	300,000	180,000
Property Tax	2,789,553	2,946,445	2,972,782	2,841,132
Motor Vehicle License Tax	123,011	122,721	125,000	245,000
Lodging Tax	5,399	3,788	5,400	3,000
Cable TV Franchise Tax	198,126	196,022	200,000	200,000
Subtotal Taxes	13,444,338	14,111,535	14,278,182	14,594,132
USER CHARGES				
Sewer	3,554,165	3,604,962	3,650,000	3,400,000
Water	2,744,326	2,783,887	2,800,000	2,650,000
Recycling	383,360	393,737	436,000	386,000
Storm Water Drainage	548,263	572,564	560,000	560,000
Intergovernmental (Franklin Twp EMS)	322,190	427,957	410,000	420,000
Recreation	446,580	493,222	486,000	501,000
Other (Primarily EMS)	667,394	676,002	651,000	694,700
Subtotal User Charges	8,666,278	8,952,331	8,993,000	8,611,700
FEDERAL, STATE AND LOCAL AID				
Federal Aid (Fairchild Bridge)	0	27,880	900,000	0
Grants - Community Development	377,663	102,860	300,000	298,370
- CHIP	221,746	275,029	0	0
- ODOT (Fairchild Bridge)	0	0	250,000	0
- Portage County	67,500	0	0	600,000
- KSU (SR 59 Signal Design)	0	0	0	165,000
- Hike & Bike/Clean Ohio Trails	0	0	916,000	0
- Issue II	0	503,292	672,000	0
- EPA/Police Vests/Other	93,552	9,515	150,000	0
Local Government Fund	1,458,358	1,458,357	1,450,000	1,450,000
Shared Taxes and Fees	2,144,569	1,959,034	1,846,776	2,008,065
Subtotal Federal, State and Local A	4,363,388	4,335,967	6,484,776	4,521,435
INTEREST EARNINGS	1,202,764	1,436,221	1,251,000	815,500
FINES AND FORFEITURES	248,068	236,645	267,400	271,000
PERMITS, LICENSES, INSPECTION:	335,178	229,590	236,600	233,900
ALL OTHER REVENUE				
Bond/Note/Loan Proceeds	6,166,832	6,353,507	4,585,000	8,823,000
Rent	79,143	66,368	78,000	115,000
Tap-in Fees	194,700	258,181	128,000	103,000
Special Assessments	247,666	405,822	211,000	212,500
Miscellaneous	806,975	561,597	167,000	153,500
Subtotal All Other Revenue	7,495,316	7,645,475	5,169,000	9,407,000
TOTAL ALL REVENUE	\$ 35,755,330	\$ 36,947,764	\$ 36,679,958	\$ 38,454,667

2009 BUDGET - REVENUE CATEGORY COMPARISON

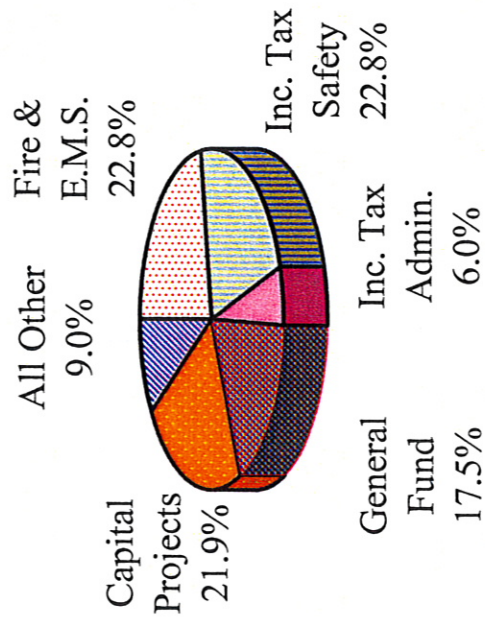


CITY OF KENT, OHIO
2009 RECOMMENDED BUDGET
USE OF MUNICIPAL INCOME TAX DOLLARS

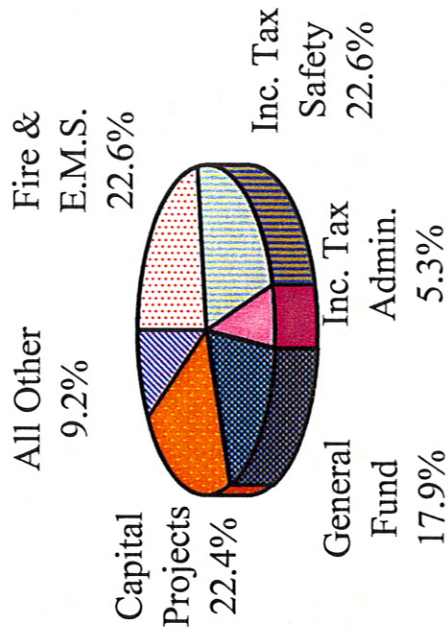
<u>USE</u>	<u>2006 ACTUAL</u>	<u>2007 ACTUAL</u>	<u>2008 APPROVED BUDGET</u>	<u>2009 RECOMMEND BUDGET</u>
Street Construction				
Maintenance & Repair Fund	\$800,000	\$800,000	\$500,000	\$550,000
Capital Projects	1,500,000	1,500,000	2,500,000	2,500,000
Fire & Emergency				
Medical Service Fund	2,449,245	2,496,935	2,513,836	2,603,771
Income Tax Safety Fund	2,449,245	2,496,935	2,513,836	2,603,771
General Fund	2,000,000	2,500,000	2,000,000	2,000,000
Income Tax Administration	529,497	397,043	594,658	684,917
Food Service Fund	5,000	5,000	0	0
Health Insurance Fund	200,000	175,000	150,000	150,000
Managed Reserve	69,752	98,359	105,000	60,000
Debt Service fund	270,857	260,072	268,997	267,627
Swimming Pool Inspections	5,000	5,000	0	0

USE OF MUNICIPAL INCOME TAX DOLLARS

2009 RECOMMEND




2008 RECOMMEND



CITY OF KENT, OHIO
2009 RECOMMENDED BUDGET
COMPARISON OF MAJOR BUDGET TYPES

<u>FUND</u>	<u>PERSONNEL SERVICES</u>	<u>OPERATION & MAINTENANCE</u>	<u>CAPITAL</u>	<u>OTHER COSTS</u>	<u>TOTALS</u>		
General Fund	\$ 6,166,036	2,703,310	62,000	7,600	8,938,946		
West Side Fire	240,000	28,800	0	0	268,800		
SCM&R	999,792	688,200	186,000	0	1,873,992		
State Highway	0	60,000	0	0	60,000		
Parks and Recreation	918,683	512,300	289,500	7,250	1,727,733		
Food Service	54,213	1,900	0	4,400	60,513		
Income Tax	235,438	293,100	0	155,000	683,538		
Revolving Housing	72,938	12,500	0	200	85,638		
State & Local Forfeits	0	15,000	0	0	15,000		
Drug Law Enforcement	0	17,000	3,000	0	20,000		
Enforcement and Education	0	12,000	0	0	12,000		
Income Tax Safety	2,730,517	2,500	0	0	2,733,017		
Law Enforcement Trust	0	0	18,000	0	18,000		
Community Development	30,800	347,570	0	0	378,370		
Fire and EMS	2,154,496	357,200	255,000	0	2,766,696		
Wireless 911	0	25,000	10,000	0	35,000		
Swimming Pool Inspections	3,535	400	0	1,300	5,235		
Water	1,865,645	858,400	815,000	72,959	3,612,004		
Sewer	2,143,655	924,150	557,000	1,292,040	4,916,845		
Utility Billing	0	71,800	0	100	71,900		
Solid Waste	62,714	413,300	0	1,000	477,014		
Storm Water Drainage	0	20,000	250,000	5,967	275,967		
Water Guarantee Deposit	0	0	0	200	200		
Capital Projects	0	0	7,607,000	3,331,988	10,938,988		
Debt Service	0	3,500	0	315,982	319,482		
Police Pension	125,000	0	0	0	125,000		
Fire Pension	125,000	0	0	0	125,000		
UDAG	0	3,600	0	0	3,600		
TOTALS 2009	\$ 17,928,462	1.8%	7,371,530	7.9%	10,052,500	5,195,986	40,548,478
TOTALS 2008	\$ 17,611,109	3.2%	6,831,949	4.9%	7,706,300	6,525,041	38,674,399
TOTALS 2007	\$ 17,060,438	3.2%	6,511,685	-0.9%	6,081,800	7,344,330	36,998,253
TOTALS 2006	\$ 16,530,858	4.2%	6,571,801	2.8%	5,615,800	8,123,099	36,841,558
TOTALS 2005	\$ 15,869,762	3.0%	6,391,025	-4.0%	3,417,500	8,607,494	34,285,781
TOTALS 2004	\$ 15,407,971	8.4%	6,654,752	4.7%	4,072,500	8,033,992	34,169,215

2009 - COMPARISON OF MAJOR BUDGET TYPES

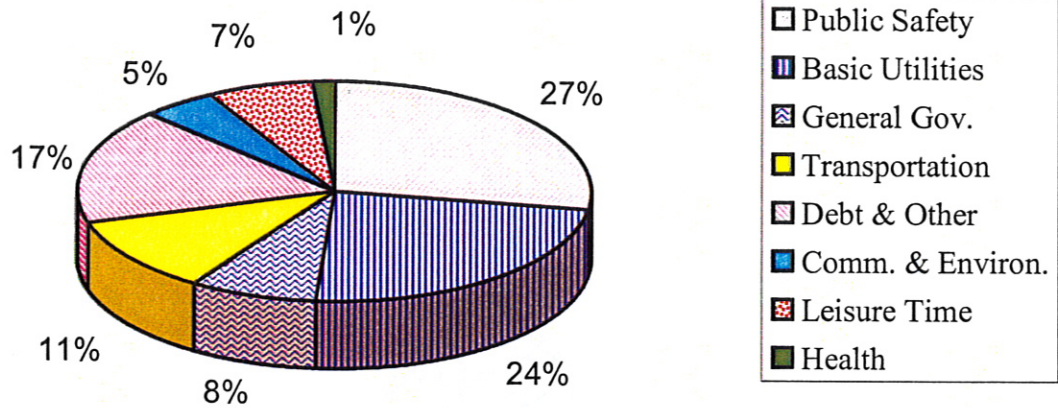


CITY OF KENT, OHIO
2009 RECOMMENDED BUDGET
PROGRAM AREA COMPARISON - ALL FUNDS

<u>PROGRAM AREA</u>	<u>2006 APPROVED</u>	<u>2007 APPROVED</u>	<u>2008 APPROVED</u>	<u>2009 RECOMMEND</u>
Basic Utilities	\$ 8,651,311	8,232,886	9,107,460	7,935,764
Public Safety	9,883,201	10,181,351	10,625,894	15,540,803
Transportation	3,582,543	4,407,996	4,335,416	4,515,992
General Government	3,001,623	3,047,101	3,158,660	3,294,339
Debt Service	7,855,749	7,097,880	6,281,991	4,965,936
Community and Environment	1,645,751	1,638,870	1,772,204	1,818,800
Leisure Time Activities	1,516,058	1,644,987	2,654,772	1,727,733
Health Services	476,122	518,482	509,302	520,411
Contingency - Operating	225,000	225,000	225,000	225,000
Non-Departmental	<u>4,200</u>	<u>3,700</u>	<u>3,700</u>	<u>3,700</u>
Totals	\$ <u>36,841,558</u>	\$ <u>36,998,253</u>	<u>38,674,399</u>	<u>40,548,478</u>

PROGRAM AREA COMPARISON

2008 RECOMMENDED



2009 RECOMMENDED

