

**KENT POLICE DEPARTMENT  
JULY 2020**

|                             | JULY<br>2019 | JULY<br>2020 | TOTAL<br>2019 | TOTAL<br>2020 |
|-----------------------------|--------------|--------------|---------------|---------------|
| CALLS FOR SERVICE           | 2435         | 1811         | 16966         | 12038         |
| FIRE CALLS                  | 365          | 345          | 2611          | 2376          |
| ARRESTS, TOTAL              | 140          | 123          | 926           | 760           |
| JUVENILE ARRESTS            | 9            | 4            | 51            | 29            |
| O.V.I. ARRESTS              | 16           | 14           | 104           | 80            |
| TRAFFIC CITATIONS           | 256          | 171          | 1853          | 1168          |
| PARKING TICKETS             | 864          | 866          | 6820          | 4292          |
| <b>ACCIDENT REPORTS</b>     |              |              |               |               |
| ACCIDENT REPORTS            | 26           | 31           | 372           | 278           |
| Property Damage             | 14           | 17           | 228           | 146           |
| Injury                      | 2            | 4            | 21            | 48            |
| Private Property            | 6            | 9            | 91            | 53            |
| Hit-Skip                    | 3            | 1            | 26            | 22            |
| OVI Related                 | 0            | 0            | 0             | 5             |
| Pedestrians                 | 1            | 0            | 6             | 4             |
| Fatals                      | 0            | 0            | 0             | 0             |
| <b>U.C.R. STATISTICS</b>    |              |              |               |               |
| Homicide                    | 0            | 0            | 0             | 0             |
| Rape                        | 2            | 0            | 2             | 0             |
| Robbery                     | 0            | 0            | 4             | 5             |
| Assault Total               | 21           | 24           | 96            | 118           |
| Serious                     | 0            | 1            | 11            | 9             |
| Simple                      | 21           | 23           | 85            | 109           |
| Burglary                    | 4            | 2            | 39            | 34            |
| Larceny                     | 33           | 41           | 186           | 200           |
| Auto Theft                  | 1            | 3            | 10            | 8             |
| Arson                       | 0            | 0            | 0             | 1             |
| Human Trafficking:Servitude | 0            | 0            | 0             | 0             |
| Human Trafficking:Sex Acts  | 0            | 0            | 0             | 0             |
| <b>TOTAL</b>                | <b>61</b>    | <b>70</b>    | <b>337</b>    | <b>366</b>    |
| <b>CRIME CLEARANCES</b>     |              |              |               |               |
| Homicide                    | 0            | 0            | 0             | 0             |
| Rape                        | 2            | 0            | 2             | 0             |
| Robbery                     | 0            | 0            | 1             | 2             |
| Assault Total               | 20           | 21           | 81            | 99            |
| Serious                     | 0            | 1            | 8             | 6             |
| Simple                      | 20           | 20           | 74            | 93            |
| Burglary                    | 2            | 0            | 12            | 8             |
| Larceny                     | 7            | 17           | 26            | 45            |
| Auto Theft                  | 1            | 0            | 5             | 0             |
| Arson                       | 0            | 0            | 0             | 1             |
| Human Trafficking:Servitude | 0            | 0            | 0             | 0             |
| Human Trafficking:Sex Acts  | 0            | 0            | 0             | 0             |
| <b>TOTAL</b>                | <b>32</b>    | <b>38</b>    | <b>127</b>    | <b>155</b>    |

**ADULT ENFORCEMENT ACTIVITIES  
JULY 2020**

| <b>CRIMINAL OFFENSE</b>                            | <b>ARRESTS</b> |
|--|----------------|
| Aggravated Menacing                                | 4              |
| Assault  | 3              |
| Carrying Concealed Weapon                          | 2              |
| Criminal Damaging                                  | 2              |
| Criminal Trespass                                  | 2              |
| Disorderly Conduct                                 | 12             |
| Domestic Violence                                  | 16             |
| Drug Abuse; Controlled Substance Possession or Use | 1              |
| Drug Paraphernalia                                 | 1              |
| Endangering Children                               | 4              |
| Escape   | 1              |
| Fail to Appear Warrant                             | 17             |
| Failure to Disclose Personal Information           | 1              |
| Falsification                                      | 2              |
| Illegal Use of food stamps                         | 1              |
| Illegal Use or possession of Drug Paraphernalia    | 4              |
| Improper Firearms in Vehicle                       | 1              |
| Liquor Consumption in Motor Vehicle                | 1              |
| Making False Alarms                                | 2              |
| Obstructing Official Business                      | 5              |
| Open Container                                     | 1              |
| OVI  | 14             |
| Possessing Drug Abuse Instruments                  | 2              |
| Possession of Drugs - hashish                      | 2              |
| Possession of Drugs - marijuana                    | 13             |
| Possession of Drugs - schedule I or II substance   | 5              |
| Possession of Marijuana Paraphernalia              | 1              |
| Prohibitions                                       | 2              |
| Receiving Stolen Property                          | 1              |
| Taking the identity of Another                     | 1              |
| Theft  | 6              |
| Trafficking in Drugs                               | 1              |
| Unauthorized Use of Motor Vehicle                  | 1              |
| Unlawful Noise                                     | 6              |
| Violate Protection Order                           | 1              |
| Warrant Other Agency                               | 12             |

**JUVENILE ARRESTS  
JULY 2020**

| <b>CRIMINAL CHARGES</b>         | <b>NUMBER</b> |
|---------------------------------|---------------|
| Assault                         | 1             |
| Domestic Violence               | 1             |
| Possession of Drugs - marijuana | 1             |
| Prohibitions                    | 1             |
| Unruly                          | 1             |

**TRAFFIC TICKETS  
JULY 2020**

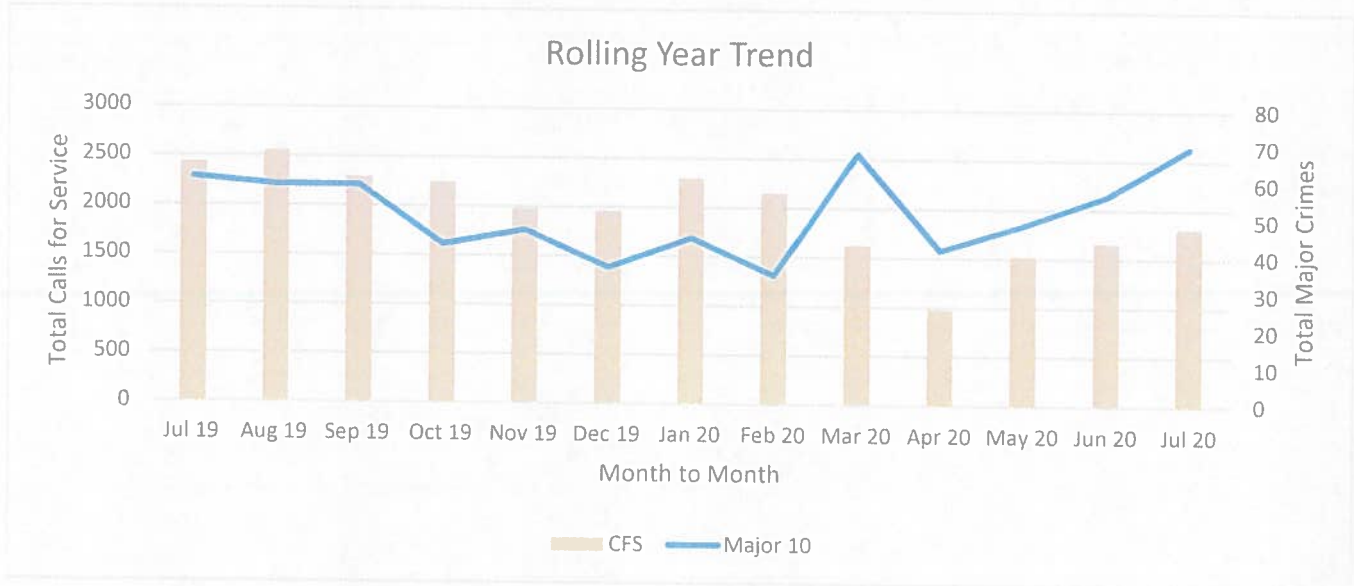
| <b>TRAFFIC OFFENSE</b>  | <b>TICKETS</b> |
|---|----------------|
| Child Restraint system required                                     | 1              |
| Display Plates  | 1              |
| Distracted Driving  | 4              |
| Drivers and Passengers Required to Wear Seat Belts                  | 5              |
| Driving in Marked Lanes or Continuous Lines of Traffic              | 5              |
| Driving Under Suspension or License Restriction                     | 40             |
| Driving Upon Right Side of Roadway                                  | 1              |
| Driving with Temporary Instruction Permit                           | 3              |
| Expired or Unlawful License Plates                                  | 3              |
| Fail to Yield   | 2              |
| Failure to Control  | 2              |
| Fictitious Plates   | 4              |
| Headlight illumination requirements -Protection of Oncoming Drivers | 1              |
| Headlights  | 1              |
| Improper Turn   | 1              |
| Maximum Speed Limits; Assured Clear Distance Ahead                  | 36             |
| No Motorcycle Endorsement   | 1              |
| No Operator's License   | 10             |
| Obeying Traffic Control Device                                      | 2              |
| Open Container  | 1              |
| Operation without Reasonable Control                                | 1              |
| OVI   | 14             |
| Right of Way at Intersections                                       | 2              |
| Right of Way when Turning Left                                      | 3              |
| Rules For Marked Lanes  | 1              |
| Squealing Tires, Peeling, Cracking Exhaust Noises                   | 2              |
| Starting and Backing Vehicles                                       | 1              |
| Stop Sign   | 6              |
| Traffic Control Signals & Lights                                    | 12             |
| Turn Signals  | 1              |
| Turning at Intersections  | 1              |
| U Turns Restricted  | 1              |

**ENFORCEMENT STATISTICS  
JULY 2020**

|              |           | <b>TRAFFIC CITATIONS</b> | <b>ARRESTS</b> | <b>OVI</b> |
|--------------|-----------|--------------------------|----------------|------------|
| CHIEF        | SHEARER   |                          |                |            |
| CAPT         | PRUSHA    |                          |                |            |
| CAPT         | ENNEMOSER |                          |                |            |
| LT           | TREHARN   |                          | 2              |            |
| LT           | LEWIS     |                          |                |            |
| LT           | WHEELER   | 4                        |                |            |
| LT           | SHORT     |                          |                |            |
| LT           | GAYDOSH   |                          |                |            |
| SGT          | SOIKA     |                          |                |            |
| SGT          | ENNEMOSER | 1                        |                |            |
| SGT          | BOWEN     | 6                        | 4              |            |
| PTL          | NELSON    |                          |                |            |
| DET          | TRAVIS    |                          |                |            |
| DET          | FAFRAK    |                          | 2              |            |
| DET          | JACOBS    |                          |                |            |
| PTL          | DARRAH    | 4                        | 2              |            |
| PTL          | COLE      | 1                        |                |            |
| DET          | GORMSEN   |                          |                |            |
| PTL          | FULLER    | 5                        | 8              |            |
| DET          | DOMER     |                          |                |            |
| PTL          | POE       | 1                        | 2              |            |
| PTL          | BUTCHER   | 24                       | 7              |            |
| DET          | MARINO    |                          |                |            |
| PTL          | WATKINS   | 4                        | 5              |            |
| PTL          | HADAWAY   | 1                        | 1              |            |
| PTL          | HILBRUNER | 14                       | 10             | 3          |
| PTL          | AUCKLAND  | 5                        | 2              | 1          |
| PTL          | LLEWELLYN | 5                        | 7              |            |
| PTL          | CARNAHAN  | 11                       | 3              | 2          |
| PTL          | BROOKS    | 10                       | 3              |            |
| PTL          | OLDHAM    |                          |                |            |
| PTL          | SMITH     | 4                        | 7              |            |
| PTL          | KUNKA     | 2                        | 4              |            |
| PTL          | DRISCOLL  | 2                        | 2              | 1          |
| PTL          | BURTON    | 3                        | 5              | 1          |
| PTL          | ALLEN     |                          | 4              |            |
| PTL          | NOAH      | 31                       | 11             | 1          |
| PTL          | WOMACK    | 7                        | 11             | 1          |
| PTL          | MCNULTY   | 6                        | 1              |            |
| PTL          | ELLIS     | 8                        | 7              | 1          |
| PTL          | SCHMITT   | 12                       | 13             | 3          |
|              | OTHER     |                          |                |            |
| <b>TOTAL</b> |           | <b>171</b>               | <b>123</b>     | <b>14</b>  |

# Calls for Service and Major Crimes

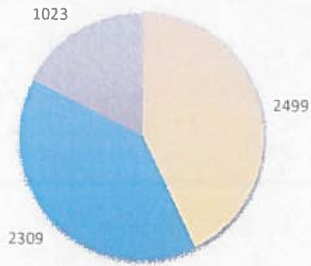
The FBI requests data for Uniform Crime Statistics over 10 Major Crimes: Homicide, Rape, Robbery, Assault, Burglary, Larceny, Auto Theft, Arson, Human Trafficking: Servitude and Human Trafficking: Sex Acts.



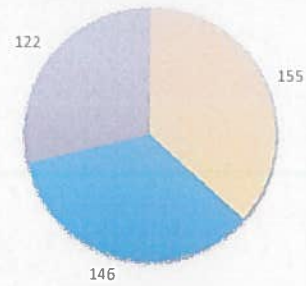
# Shift Activity and Action



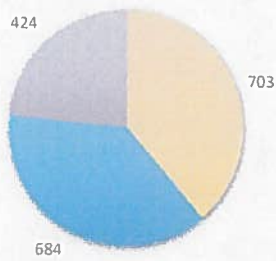
**Inbound Calls by Shift**



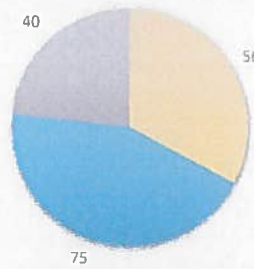
**Traffic Stop by Shift**



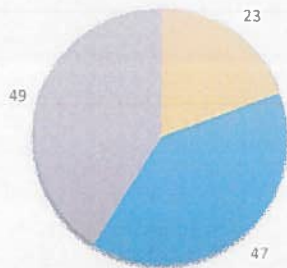
**Incidents by Shift**



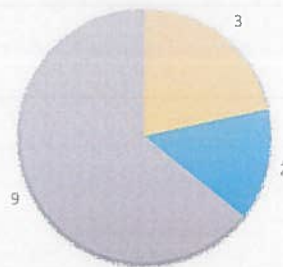
**Tickets by Shift**



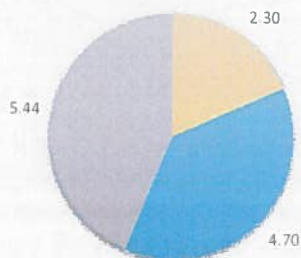
**Arrests by Shift**



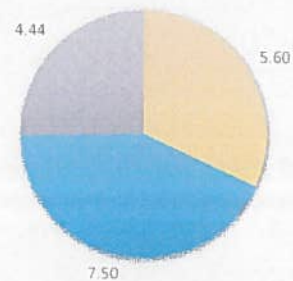
**OVI by Shift**



**Arrest Average by Shift**



**Average Tickets by Shift**





# RETURN A - MONTHLY RETURN OF OFFENSES KNOWN TO THE POLICE

This report is authorized by law Title 28, Section 534, U.S. Code. Your cooperation in completing this form will assist the FBI, in compiling timely, comprehensive, and accurate data. Please submit this form monthly, by the seventh day after the close of the month, and any questions to the FBI, Criminal Justice Information Services Division, Attention: Uniform Crime Reports/Module E-3, 1000 Custer Hollow Road, Clarksburg, West Virginia 26306; telephone 304-625-4830, facsimile 304-625-3566. Under the Paperwork Reduction Act, you are not required to complete this form unless it contains a valid OMB control number. The form takes approximately 10 minutes to complete. Instructions for preparing the form appear on the reverse side.

| CLASSIFICATION OF OFFENSES   | DATA ENTRY | 2<br>OFFENSES REPORTED<br>OR KNOWN TO<br>POLICE (INCLUDE<br>"UNFOUNDED" AND<br>ATTEMPTS) | 3<br>UNFOUNDED, I.E.<br>FALSE OR BASELESS<br>COMPLAINTS | 4<br>NUMBER OF ACTUAL<br>OFFENSES (COLUMN<br>2 MINUS COLUMN 3)<br>(INCLUDE ATTEMPTS) | 5<br>TOTAL OFFENSES<br>CLEARED BY ARREST<br>OR EXCEPTIONAL<br>MEANS<br>(INCLUDES COL. 6) |
|--|------------|--|---|--|--|
| <b>1. CRIMINAL HOMICIDE</b>  |            |  |   |  |  |
| a. MURDER AND NONNEGLIGENT HOMICIDE<br>(Score attempts as aggravated assault) If<br>homicide reported, submit Supplementary<br>Homicide Report | 11         |  |   | 0  |  |
| b. MANSLAUGHTER BY NEGLIGENCE  | 12         |  |   | 0  |  |
| <b>2. RAPE TOTAL</b>   | 20         | 0  | 0   | 0  | 0  |
| a. Rape  | 21         |  |   | 0  |  |
| b. Attempts to commit Rape   | 22         |  |   | 0  |  |
| Historical Rape (See Instruction #15 below)  |            |  |   |  |  |
| <b>3. ROBBERY TOTAL</b>  | 30         | 0  | 0   | 0  | 0  |
| a. Firearm   | 31         |  |   | 0  |  |
| b. Knife or Cutting Instrument   | 32         |  |   | 0  |  |
| c. Other Dangerous Weapon  | 33         |  |   | 0  |  |
| d. Strong-Arm (Hands, Fists, Feet, Etc.)   | 34         |  |   | 0  |  |
| <b>4. ASSAULT TOTAL</b>  | 40         | 24   | 0   | 24   | 21   |
| a. Firearm   | 41         |  |   | 0  |  |
| b. Knife or Cutting Instrument   | 42         | 1  |   | 1  | 1  |
| c. Other Dangerous Weapon  | 43         |  |   | 0  |  |
| d. Hands, Fists, Feet, Etc. - Aggravated injury  | 44         |  |   | 0  |  |
| e. Other Assaults - Simple, Not Aggravated   | 45         | 23   |   | 23   | 20   |
| <b>5. BURGLARY TOTAL</b>   | 50         | 2  | 0   | 2  | 0  |
| a. Forcible Entry  | 51         | 2  |   | 2  |  |
| b. Unlawful Entry - No Force   | 52         |  |   | 0  |  |
| c. Attempted Forcible Entry  | 53         |  |   | 0  |  |
| <b>6. LARCENY - THEFT TOTAL</b><br>(Except Motor Vehicle Theft)  | 60         | 41   |   | 41   | 17   |
| <b>7. MOTOR VEHICLE THEFT TOTAL</b>  | 70         | 3  | 0   | 3  | 0  |
| a. Autos   | 71         | 2  |   | 2  |  |
| b. Trucks and Buses  | 72         |  |   | 0  |  |
| c. Other Vehicles  | 73         | 1  |   | 1  |  |
| <b>GRAND TOTAL</b>   | 77         | 70   | 0   | 70   | 38   |

CHECKING ANY OF THE APPROPRIATE BLOCKS BELOW WILL ELIMINATE YOUR NEED TO SUBMIT REPORTS WHEN THE VALUES ARE ZERO. THIS WILL ALSO AID THE NATIONAL PROGRAM IN ITS QUALITY CONTROL EFFORTS

DO NOT L

NO SUPPLEMENTARY HOMICIDE REPORT SUBMITTED SINCE NO MURDERS, JUSTIFIABLE HOMICIDES, OR MANSLAUGHTERS BY NEGLIGENCE OCCURRED IN THIS JURISDICTION DURING THE MONTH.

NO AGE, SEX, AND RACE OF PERSONS ARRESTED UNDER 18 YEARS OF AGE REPORT SINCE NO ARRESTS OF PERSONS WITHIN THIS AGE GROUP.

NO SUPPLEMENT TO RETURN A REPORT SINCE NO CRIME OFFENSES OR RECOVERY OF PROPERTY REPORTED DURING THE MONTH.

NO AGE, SEX, AND RACE OF PERSONS ARRESTED 18 YEARS OF AGE AND OVER REPORT SINCE NO ARREST OF PERSONS WITHIN THIS AGE GROUP.

NO LAW ENFORCEMENT OFFICERS KILLED OR ASSAULTED REPORT SINCE NONE OF THE OFFICERS WERE ASSAULTED OR KILLED DURING THE MONTH.

NO MONTHLY RETURN OF ARSON OFFENSES KNOWN TO LAW ENFORCEMENT REPORT SINCE NO ARSONS OCCURRED.

RECORDED

EDITED

ENTERED

ADJUSTED

CORRES

July 2020

Month and Year of Report

OH0670300

Agency Identifier

E.Sadowski

Prepared by

Clerk

330-673-7732

Telephone Number

Kent Police Department Ohio

Chief Nick Shearer



**SUPPLEMENT TO RETURN A**

1-706 (Rev. 2-22-13)

OMB No. 1110-0001

Expires 08-31-19

**MONTHLY RETURN OF OFFENSES KNOWN TO THE POLICE**

This report is authorized by law Title 28, Section 534, U.S. Code. Your cooperation in completing this form with the *Return A* will assist the FBI in compiling timely, comprehensive, and accurate data. Please submit this form monthly, by the seventh day after the close of the month, and any questions to the FBI, Criminal Justice Information Services Division, Attention: Uniform Crime Reports/Module E-3, 1000 Custer Hollow Road, Clarksburg, West Virginia 26306; telephone 304-625-4830, facsimile 304-625-3566. Under the Paperwork Reduction Act, you are not required to complete the form unless it contains a valid OMB control number. The form takes approximately 11 minutes to complete.

This form deals with the nature of crime and the monetary value of property stolen and recovered. The total offenses recorded on this form, page 2, should be the same as the number of actual offenses listed in Column 4 of the *Return A* for each crime class. Include attempted crimes on this form, but do not include unfounded offenses. If you cannot complete the report in all areas, please record as much information as is available. Tally sheets will be sent upon request.

**PROPERTY BY TYPE AND VALUE**

| Type of Property<br>(1)                | Data Entry | Monetary Value of Property Stolen in Your Jurisdiction |                  |
|--|------------|--|------------------|
|  |            | Stolen<br>(2)  | Recovered<br>(3) |
| (A) Currency, Notes, Etc.              | 01         | \$13,697   |                  |
| (B) Jewelry and Precious Metals        | 02         |  |                  |
| (C) Clothing and Furs                  | 03         | \$310  |                  |
| (D) Locally Stolen Motor Vehicles      | 04         | \$36,333   | \$32,379         |
| (E) Office Equipment                   | 05         |  |                  |
| (F) Televisions, Radios, Stereos, Etc. | 06         | \$2,460  |                  |
| (G) Firearms                           | 07         |  |                  |
| (H) Household Goods                    | 08         |  |                  |
| (I) Consumable Goods                   | 09         |  |                  |
| (J) Livestock                          | 10         |  |                  |
| (K) Miscellaneous                      | 11         | \$10,446   | \$319            |
| <b>TOTAL</b>                           | <b>00</b>  | <b>\$63,246</b>  | <b>\$32,698</b>  |

The total of this column should agree with the Grand Total (DATA ENTRY 77) shown on page 2.

Include in this column all property recovered even though stolen in prior months. The above is an accounting for only that property stolen in your jurisdiction. This will include property recovered for you by other jurisdictions, but not property you recover for them.

E.Sadowski  
Prepared by

Clerk Dispatcher  
Title

330-673-7732  
Telephone Number

Date

Chief Nick Shearer  
Chief, Sheriff, Superintendent, or Commanding Officer

July 2020  
Month and Year of Report

OH0670300  
Agency Identifier

Population

Kent Police Department Ohio  
Agency and State

| DO NOT USE THIS SPACE |          |
|-----------------------|----------|
|                       | INITIALS |
| RECORDED              |          |
| EDITED                |          |
| ENTERED               |          |
| ADJUSTED              |          |
| CORRES.               |          |

**PROPERTY STOLEN BY CLASSIFICATION**

| CLASSIFICATION  | DATA ENTRY | Number of Actual Offenses (Column 4 Return A) | Monetary Value of Property Stolen |
|---|------------|---|-----------------------------------|
| <b>1. MURDER AND NONNEGLIGENT MANSLAUGHTER</b>                | 12         |   |                                   |
| <b>2. RAPE</b>  | 20         |   |                                   |
| <b>3. ROBBERY</b>   |            |   |                                   |
| (a) HIGHWAY (streets, alleys, etc.)                           | 31         |   |                                   |
| (b) COMMERCIAL HOUSE (except c, d, and f)                     | 32         |   |                                   |
| (c) GAS OR SERVICE STATION                                    | 33         |   |                                   |
| (d) CONVENIENCE STORE   | 34         |   |                                   |
| (e) RESIDENCE (anywhere on premises)                          | 35         |   |                                   |
| (f) BANK  | 36         |   |                                   |
| (g) MISCELLANEOUS   | 37         |   |                                   |
| <b>TOTAL ROBBERY</b>  | 30         | 0   | \$0                               |
| <b>5. BURGLARY - BREAKING OR ENTERING</b>                     |            |   |                                   |
| (a) RESIDENCE (dwelling)                                      |            |   |                                   |
| (1) NIGHT (6 p.m. - 6 a.m.)                                   | 51         |   |                                   |
| (2) DAY (6 a.m. - 6 p.m.)                                     | 52         | 1   | \$550                             |
| (3) UNKNOWN   | 53         | 1   | \$1,009                           |
| (b) NON-RESIDENCE (store, office, etc.)                       |            |   |                                   |
| (1) NIGHT (6 p.m. - 6 a.m.)                                   | 54         |   |                                   |
| (2) DAY (6 a.m. - 6 p.m.)                                     | 55         |   |                                   |
| (3) UNKNOWN   | 56         |   |                                   |
| <b>TOTAL BURGLARY</b>   | 50         | 2   | \$1,559                           |
| <b>6. LARCENY - THEFT (Except Motor Vehicle Theft)</b>        |            |   |                                   |
| (a) \$200 AND OVER  | 61         | 27  | \$25,497                          |
| (b) \$50 TO \$199   | 62         | 7   | \$989                             |
| (c) UNDER \$50  | 63         | 7   | \$131                             |
| <b>TOTAL LARCENY (Same as Item 6x)</b>                        | 60         | 41  | \$26,617                          |
| <b>7. MOTOR VEHICLE THEFT (Include Alleged Joy Ride)</b>      | 70         | 3   | \$35,070                          |
| <b>GRAND TOTAL - ALL ITEMS</b>                                | 77         |   | \$63,246                          |
| <b>ADDITIONAL ANALYSIS OF LARCENY AND MOTOR VEHICLE THEFT</b> |            |   |                                   |
| <b>6x. NATURE OF LARCENIES UNDER ITEM 6</b>                   |            |   |                                   |
| (a) POCKET-PICKING  | 81         |   |                                   |
| (b) PURSE-SNATCHING   | 82         |   |                                   |
| (c) SHOPLIFTING   | 83         |   |                                   |
| (d) FROM MOTOR VEHICLES (except e)                            | 84         | 12  | \$4,026                           |
| (e) MOTOR VEHICLE PARTS AND ACCESSORIES                       | 85         | 9   | \$5,810                           |
| (f) BICYCLES  | 86         | 4   | \$763                             |
| (g) FROM BUILDING (except c and h)                            | 87         | 4   | \$6,485                           |
| (h) FROM ANY COIN-OPERATED MACHINES (parking meters, etc.)    | 88         |   |                                   |
| (i) ALL OTHER   | 89         | 12  | \$9,533                           |
| <b>TOTAL LARCENIES (Same as Item 6)</b>                       | 80         | 41  | \$26,617                          |
| <b>7x. MOTOR VEHICLES RECOVERED</b>                           |            |   |                                   |
| (a) STOLEN LOCALLY AND RECOVERED LOCALLY                      | 91         | 1   |                                   |
| (b) STOLEN LOCALLY AND RECOVERED BY OTHER JURISDICTIONS       | 92         | 2   |                                   |
| (c) TOTAL LOCALLY STOLEN MOTOR VEHICLES RECOVERED (a & b)     | 90         | 3   |                                   |

**Saved**  
The summary has been successfully saved.

# Monthly Summary Detail

July 2020 - Monthly Summary of Domestic Violence Incident Statistics

## I. Participant Statistics

### A. Relationships

| Relation   | Alleged Victim/Complainant |                  |           | Alleged Offender |                  |           | Unclear Participant |                  |           |
|--|----------------------------|------------------|-----------|------------------|------------------|-----------|---------------------|------------------|-----------|
|  | Fatal Injury               | Non-Fatal Injury | No Injury | Fatal Injury     | Non-Fatal Injury | No Injury | Fatal Injury        | Non-Fatal Injury | No Injury |
| 1. Wife  | 0                          | 0                | 1         | 0                | 0                | 0         | 0                   | 0                | 0         |
| 2. Husband                                       | 0                          | 0                | 0         | 0                | 0                | 1         | 0                   | 0                | 0         |
| 3. Parent  | 0                          | 0                | 1         | 0                | 1                | 0         | 0                   | 0                | 0         |
| 4. Non-spousal relationship with child in common | 0                          | 0                | 2         | 0                | 0                | 2         | 0                   | 0                | 0         |
| 5. Child or Children                             | 0                          | 1                | 0         | 0                | 0                | 1         | 0                   | 0                | 0         |
| 6. Other family or household member              | 0                          | 0                | 2         | 0                | 0                | 2         | 0                   | 0                | 0         |
| 7. Former Spouse                                 | 0                          | 0                | 0         | 0                | 0                | 0         | 0                   | 0                | 0         |
| 8. Live-in Partner                               | 0                          | 5                | 5         | 0                | 0                | 10        | 0                   | 0                | 0         |

29:26

|                   |   |    |    |   |    |    |   |   |   |
|-------------------|---|----|----|---|----|----|---|---|---|
| 9. Other          | 0 | 0  | 0  | 0 | 0  | 0  | 0 | 0 | 0 |
| Individual Totals | 0 | 6  | 11 | 0 | 1  | 16 | 0 | 0 | 0 |
| TOTAL             |   | 17 |    |   | 17 |    |   | 0 |   |

**B. Race/Ethnicity**

|                  | Alleged Victim/Complainant | Alleged Offender | Unclear Participant |
|------------------|----------------------------|------------------|---------------------|
| Asian            | 0                          | 0                | 0                   |
| African American | 3                          | 3                | 0                   |
| Caucasian        | 14                         | 14               | 0                   |
| Native American  | 0                          | 0                | 0                   |
| Hispanic         | 0                          | 0                | 0                   |
| Other            | 0                          | 0                | 0                   |
| TOTAL            | 17                         | 17               | 0                   |

**C. Age**

|          | Alleged Victim/Complainant | Alleged Offender | Unclear Participant |
|----------|----------------------------|------------------|---------------------|
| 0-17     | 0                          | 1                | 0                   |
| 18-40    | 13                         | 12               | 0                   |
| 41-59    | 3                          | 4                | 0                   |
| 60-84    | 1                          | 0                | 0                   |
| 85-Older | 0                          | 0                | 0                   |
| TOTAL    | 17                         | 17               | 0                   |

**D. Sex**

|        | Alleged Victim/Complainant | Alleged Offender | Unclear Participant |
|--------|----------------------------|------------------|---------------------|
| Male   | 5                          | 15               | 0                   |
| Female | 12                         | 2                | 0                   |
| TOTAL  | 17                         | 17               | 0                   |

II. Total Number of Domestic Violence/Dispute Calls:

17

III. Results of Calls:

| Calls With DVI Charge | Calls With No DVI Charge |           |
|-----------------------|--------------------------|-----------|
|                       | Other Charge             | No Charge |
| 17                    | 0                        | 0         |

IV.

Agency:\*

Kent Police Department

ORI:

OH0670300

Agency Phone:

(330) 673-3221

Agency Email:\*

Longp@kent-ohio.org

Officer Phone:\*

(330) 673-7732

Officer Email:\*

SADOWSKI@KENT-OHIO.ORG

Officer:

ESADOWSKI06650

Officer Name:

Sadowski, Elizabeth

V.

Date Agency Completed:

(Submitted date) 29:26

