

- WHEREAS:** compassion is a purpose, principle, and unifying value that guides and compels people of all backgrounds, perspectives, creeds, and cultures to treat all human beings with justice, equity, and respect; and
- WHEREAS:** experience has shown that practicing compassion produces positive benefits in all sectors of civic and community life, including safety, public health, physical, mental and spiritual well-being; and
- WHEREAS:** the International Campaign for Compassionate Cities is an internationally recognized global movement that calls on each person to treat others as he or she wishes to be treated; and
- WHEREAS:** the residents of the City of Kent demonstrate this ethic on a daily basis in their homes, schools, businesses, community organizations and public areas; and
- WHEREAS:** Kent is a home to Kent State University that brings peoples of all races, ethnicities, backgrounds and persuasions from all over the world to be our neighbors and share in our hometown; and
- WHEREAS:** we wish to honor the spirit of unity that brings neighbors together and makes our community the kind of place that people are proud to call home regardless of their place of birth; and
- WHEREAS:** by welcoming the contributions of all people we make our community more vibrant and prosperous; and

NOW, THEREFORE, I, Jerry T. Fiala, Mayor and President of Council of the City of Kent, Ohio, with the unanimous support of the members of Kent City Council do hereby reaffirm Kent as a “Compassionate City” and declare April 2018 as

“Compassionate Action Month”

in the City of Kent and encourage all Kent residents to join together to build a stronger, united community.

IN WITNESS WHEREOF, I have hereunto set my hand and caused the seal of the City of Kent, Ohio, to be affixed this ____ day of

Mayor

By...Ms...Whaley.....

No.....929-17.....

AN INFORMAL RESOLUTION

Declaring the City of Dayton Be a Compassionate City,
Affirming the Charter for Compassion, Declaring Dayton to be a Participant in
the Ten-Year Compassionate City Campaign, and Declaring April to be
"Compassionate Action Month" in Dayton.

WHEREAS, Compassion is defined as the sympathetic concern for others and may be displayed by thoughts and actions of individuals, groups, and organizations; and

WHEREAS, Because local governments around the world cannot meet all of the needs of their citizens, a growing network of individuals and groups have organized around compassion to empower their community to meet the challenges of these needs; and

WHEREAS, The International Campaign for Compassionate Cities seeks to support cities and nations in making compassion a clear, luminous force in our polarized world; and

WHEREAS, Dayton contains a broad spectrum of religious, political, ethnic and other groups embodying the vibrant diversity of American and human values; and

WHEREAS, Dayton is known nationally and internationally for continuing efforts to promote the values of justice, equity, and respect for all people through hosting the talks leading to the Dayton Agreement-bringing a conclusion to the brutal Bosnian War, the Dayton International Peace Museum-the second peace museum in the United States, establishment of Welcome Dayton-a network of services to welcome immigrants and all people seeking a place to live and prosper in the United States, earning a 100 point score on the Human Rights Campaign's Municipal Equality Index, the continuing work of the Dayton Mediation Center-providing community and special mediation services, and other works; and

WHEREAS, There are still many instances where individuals and groups fail to live compassionately, and therefore we must recommit to and broaden the effort to live compassionately; now, therefore,

BE IT RESOLVED BY THE COMMISSION OF THE CITY OF DAYTON:

SECTION 1. That Dayton City Commission declares Dayton to be a Compassionate City and a participant in the Ten-Year Compassionate City Campaign

SECTION 2. That the Dayton City Commission affirms the Charter for Compassion and designates April as Compassionate Action Month.

ADOPTED BY THE COMMISSION.....Jan.. 25....., 2017

SIGNED BY THE MAYOR.....January 25....., 2017

Jan Whaley
MAYOR, CITY OF DAYTON, OHIO

ATTEST:

Rashella Lavender
Clerk of Commission

APPROVED AS TO FORM:

Ryan P. Donaldson
City Attorney

RLT *RLT*

RESOLUTION NO. 45 - 2013

AFFIRMING the Charter for Compassion; further **DECLARING** the City of Cincinnati a participant in a Ten-Year Compassionate City Campaign; further **DECLARING** April to be “Compassionate Action Month” in Cincinnati; and further **DECLARING** Cincinnati a compassionate city.

WHEREAS, the City Council declares the City of Cincinnati a participant in a Ten-Year Compassionate City Campaign; and

WHEREAS, the City Council declares April to be “Compassionate Action Month” in Cincinnati; and

WHEREAS, the City Council declares Cincinnati a compassionate city; and

WHEREAS, the citizens of the City of Cincinnati are encouraged to unite in a commitment to compassion and to resolve to live compassionately; and

WHEREAS, because local governments around the world cannot meet all of the needs of their citizens, a growing network of individuals and groups organized around compassion are empowering our community to meet the challenge of these needs; and

WHEREAS, Cincinnati contains a diverse spectrum of religious, political, and ethnic groups embodying the best of American and human values; and

WHEREAS, the International Campaign for Compassionate Cities seeks to support cities and nations in making compassion a clear, luminous force in our polarized world; and

WHEREAS, Cincinnati is internationally known for its leadership and innovation in its continuing effort to promote the values of justice, equity, and respect for all peoples and living beings of the earth through organizations such as the National Underground Railroad Freedom Center, the Center for the Resolution of Disputes, the Beyond Civility Project, the Cincinnati Human Relations Commission, the Center for Holocaust and Humanity Education, and the Interfaith Hospitality Network; and

WHEREAS, Cincinnati is internationally renowned for excellence and compassion in medical care through organizations including the Cincinnati Children’s Hospital Medical Center and the University of Cincinnati Medical Center; and

WHEREAS, the citizens of Cincinnati regularly demonstrate compassion through one of the highest rates of per capita charitable giving in the nation; and

WHEREAS, we, as citizens, acknowledge our role and responsibility to make compassion a clear, luminous and dynamic force in our City through educational efforts and deliberate actions; and

WHEREAS, there are still many instances where individuals and groups fail to live compassionately, and thus we acknowledge that we must recommit to, and broaden, this effort in all places of community; now, therefore,

BE IT RESOLVED by the Council of the City of Cincinnati, State of Ohio:

Section 1. That the Mayor and City Council affirm the Charter for Compassion.

Section 2. That the Mayor and City Council declare the City of Cincinnati a participant in a Ten-Year Compassionate City Campaign.

Section 3. That the Mayor and City Council declare April to be "Compassionate Action Month" in Cincinnati.

Section 4. That the Mayor and City Council declare Cincinnati a compassionate city.

Section 5. That a copy of this resolution be spread upon the minutes of Council.

Passed: April 17, 2013

Attest: Brenda Williams
Acting Clerk

[Signature]
Mayor

Submitted by Councilmember Chris Seelbach



CITY OF KENT, OHIO

DEPARTMENT OF COMMUNITY DEVELOPMENT

Date: February 26, 2018
To: Dave Ruller, City Manager
Cc: Bridget Susel, Community Development Director; Tara Grimm, Clerk of Council
PY2018 CDBG Action Plan File
From: Dan Morganti, Grants & Neighborhood Program Coordinator *DM*
Re: PY2018 CDBG Funding & Project Recommendations

The City is preparing its funding request for the PY2018 Community Development Block Grant Program (CDBG). The funding request is submitted to the U.S. Department of Housing and Urban Development (HUD) on an annual basis and must include a list of proposed programs that will be implemented with CDBG funding during the year. The City's PY2018 CDBG allocation has not yet been determined by HUD, but it is anticipated the City will receive around the same level of CDBG funding allocated in PY2017, which was \$248,453. A total of seven (7) project proposals were received this year seeking CDBG funding assistance and the total amount of funding requested was \$466,390. Based on a review of these proposals and in consideration of all applicable CDBG regulatory requirements, staff is recommending Council approval of the below projects and amounts at its May meeting. Formal approval in May allows time for a public comment period and a second public hearing to take place prior to authorization.

1. City of Kent, Engineering Department – Walnut Street Reconstruction

This activity provides funding to assist with the design and full depth reconstruction of Walnut Street from Cherry Street to Dodge Street. The work involves new sidewalks, concrete curb and gutter, a waterline replacement and storm sewers to improve drainage along the roadway. This is a multi-year project and construction is scheduled for 2020 (Phase 1 – Cherry to Harris) and 2021 (Phase 2 – Harris to Dodge).

Funding Requested: \$170,000
PY2017 CDBG Funding: \$0

Funding Recommended: \$100,000

2. City of Kent, Parks & Recreation – Hike/Bike Trail Design (Brady's Leap Segment)

This activity will provide funding to assist with design costs associated with this segment that connects the Main Street Bridge to just south of the Fairchild Bridge. Design costs are an eligible CDBG expense, but overall eligibility is contingent upon actual construction of the project. Construction of this portion of the trail is anticipated to take place in 2019.

Funding Requested: \$25,000
PY2017 CDBG Funding: \$10,000

Funding Recommended: \$10,000

3. City of Kent, Police Department – Neighborhood Policing Program

The Neighborhood Policing Program provides additional patrols and police visibility primarily in low-to-moderate income neighborhoods and in assisted housing complexes. The program has a goal of improving communication, trust and understanding between residents and the Police Department. Funding for this activity is counted toward the Public Service 15% funding limitation.

Funding Requested: \$24,000
PY2017 CDBG Funding: \$10,000

Funding Recommended: \$18,000

4. CAC of Portage County – Furnace Inspection/Targeted Replacement Program

The applicant is requesting funding from the CDBG program to continue its “Kent Furnace Inspection/Targeted Replacement Program” that provides the services of furnace inspections, tune-ups, or the replacement of failing or inefficient furnaces and/or hot water tanks for low-to-moderate income Kent households.

Funding Requested: \$35,000
PY2017 CDBG Funding: \$35,000

Funding Recommended: \$35,000

5. Family & Community Services – Homeless Shelter Services

The Homeless Shelter Services program provides services at Miller Community House an emergency homeless shelter. Funding helps pay for shelter nights spent by Kent residents including needed case management, counseling and housing placement. Funding for this activity is counted toward the Public Service 15% funding limitation.

Funding Requested: \$15,000
PY2017 CDBG Funding: \$15,000

Funding Recommended: \$15,000

6. Family & Community Services – Kentway Senior Apartments Rehabilitation

Family & Community Services acquired the Kentway Apartments in late 2017. In total, Kentway has 141 units of affordable housing available for seniors. Currently, 4 of those units are in need of extensive repairs before they can be available for rent. Requested funding would be used for full rehab of these units, including needed structural repairs to the floors, as well as mitigating asbestos in the floor tiles. Once the repairs are made the units will be available to income eligible seniors.

Funding Requested: \$168,390
PY2017 CDBG Funding: \$0

Funding Recommended: \$30,000

7. Coleman Professional Services – Longmere House Foundation/Chimney Repairs

This project proposes needed foundation and chimney repairs to a duplex owned by Coleman Professional Services (CPS). The duplex provides housing to two (2) low- to moderate-income residents with mental disabilities. In addition to stable housing, residents are connected with mental health services through CPS.

Funding Requested: \$10,000
PY2017 CDBG Funding: \$0

Funding Recommended: \$8,453

8. City of Kent, Community Development – Administration

These funds are used to cover grant administration costs such as the cost of staff, supplies, advertising, postage, copying, travel costs for trainings, and other related costs. Funding for this activity is counted toward the Planning and Administration 20% funding limitation.

Funding Requested: \$0
PY2017 CDBG Funding: \$4,000

Funding Recommended: \$13,000

9. Fair Housing Consultant– Fair Housing Services

These funds will be used to cover the cost associated with the provision of fair housing service. The consultant will provide counseling in the areas of housing discrimination and landlord-tenant issues. They'll investigate fair housing complaints and provide a variety of public education and outreach services in the City. Funding for this activity is counted toward the Planning and Administration 20% funding limitation.

Funding Requested: \$19,000
PY2017 CDBG Funding: \$19,000


Funding Recommended: \$19,000

A spreadsheet summarizing the requested and recommended funding amounts has been attached for review. Copies of all submitted PY2018 CDBG proposals also are available for review at the Community Development Department.

CITY OF KENT
DEPARTMENT OF PUBLIC SERVICE
DIVISION OF ENGINEERING

MEMO

TO: Dave Ruller
Tara Grimm

FROM: Jim Bowling  S.B.

DATE: February 15, 2018

RE: State Bike Route 70 Designation

The Ohio Department of Transportation (ODOT) is requesting the City of Kent to pass a resolution expressing the City of Kent's approval and support for the development of State and US Bike Routes, including State Bike Route 70 through Kent. The development of these bike routes were contained in ODOT's long range plan, Access Ohio 2040, and is intended to tap into the growing bicycle tourism industry. Specifically, State Bike Route 70 is proposed to connect the Akron and Youngstown metropolitan areas via Tallmadge, Kent, and Ravenna.

Attached is the request received from ODOT, including maps showing the entire length of State Bike Route 70 and its location in Kent.

C: Melanie Baker
Jon Giaquinto
Harrison Wicks
Bill Rudlosky, WMR Associates
file



OHIO DEPARTMENT OF TRANSPORTATION
John R. Kasich, Governor
Jerry Wray, Director

District 4
2088 S. Arlington Rd, Akron, OH 44306
330-786-3100
transportation.ohio.gov

RECEIVED
FEB 13 2018
Dept. of Public Service

PASS ON TO
DAVE
02/08/18
J

February 2, 2108

The Honorable Jerry Fiala
City Kent
320 S Depeyster
Kent OH 44240

Re: Proposed national and statewide bicycle route network

Dear Mayor Fiala:

A recommendation from the Ohio Department of Transportation's long range plan, Access Ohio 2040, is to coordinate efforts with local jurisdictions to designate Ohio's first U.S. and State Bike Route network. This network will be similar to the interstate and state route system of highways. ODOT intends to have 5 U.S. bike routes and 18 state bike routes, and four of these proposed routes, USBR 21, SRB 70, SRB 1 and SRB 85 is planned to follow roadways that are under your jurisdiction.

Please note the following items about this proposed bike route network. The routes:

- Are intended for use by long distance, experienced commuters
- Generally will connect communities or points of interest
- Are a combination of trails and on-road facilities
- Will use facilities that are available today
- Are not a recreational route
- Are not a construction project
- Are not a wish list for future roadway or trail improvements

Included with this letter is a map showing the proposed bike route in your region. SBR70 is the Portage Hike and Bike Trail and shared road path along Water St. and Franklin Ave through the City of Kent. The proposed route has been coordinated with other area communities, planning agencies, park boards and committees, some elected officials and bicycle advocate. In addition, the routes have been driven by car to ensure they are appropriate for their intent. If you desire to modify the proposed routes, please let me know.

ODOT's is actively seeking to complete the official designation of these routes. They are available to view on our TIMS website, by selecting 'roadway information' then 'active bike routes' link here <http://gis.dot.state.oh.us/tims/map> ODOT may eventually place signs along the routes, at no cost to your agency.

I am asking that your agency to please consider enacting the attached resolution. ODOT must have your agency's approval of this resolution before we can finalize the designations. I am available to answer any questions that you may have and can be reached at 330-786-4923 or Chris.Surma@dot.ohio.gov. Please send me a copy of the approved legislation by April 1, 2018 or contact me if this date cannot be met.

Respectfully,

Jeff Cutler
District 4 LPA Manager

Bicycle Route Resolution Template

WHEREAS, bicycle tourism is a growing industry in North America, contributing \$133 billion a year to the economies of communities that provide facilities for such tourists; and

WHEREAS, the American Association of State Highway and Transportation Officials (AASHTO) has designated a series of corridors crossing Ohio to be developed as various US Bicycle Routes.

WHEREAS, the Ohio Department of Transportation (ODOT) has designated a series of corridors crossing Ohio to be developed as various State Bicycle Routes to connect the US Bicycle Routes and communities.

WHEREAS, ODOT has designated a series of corridors crossing Ohio to be developed as various State Bicycle Routes.

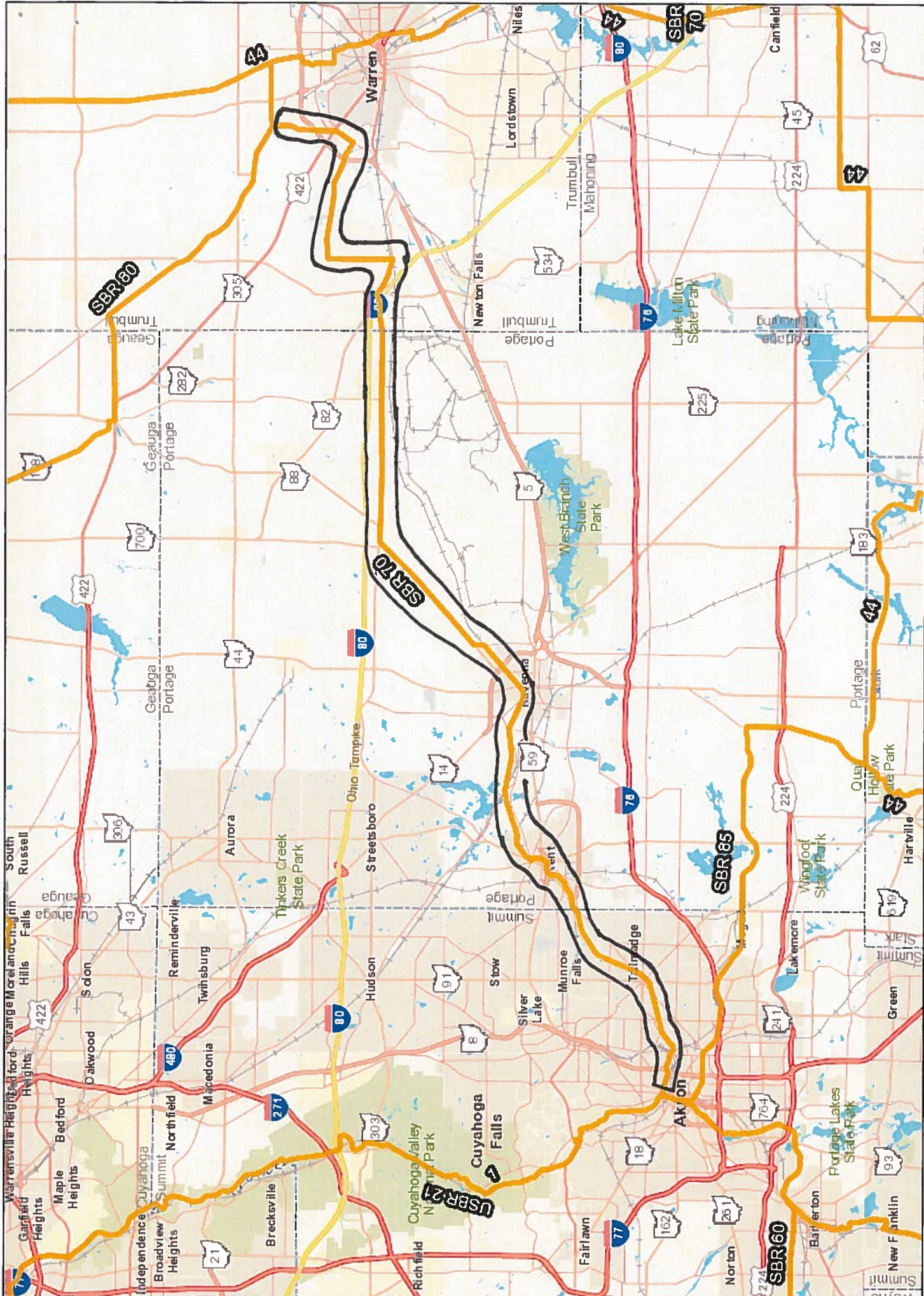
WHEREAS, ODOT is supportive of AASHTO designated bicycle routes through Ohio, subject to ongoing collaboration with affected jurisdictions to inventory, analyze, and designate specific facilities the routes will traverse, and

WHEREAS, the {jurisdiction} and the Adventure Cycling Association, with the cooperation of ODOT and other stakeholders, have proposed specific routes to be designated, a map of which is herein incorporated into this resolution by reference, and

WHEREAS, we have investigated the proposed route and found it to be a suitable route, and desire that the route be designated so that it can be mapped and signed, thereby promoting bicycle tourism in our area,

WHEREAS, we acknowledge the route may change over time because new facilities are being constructed that are more suitable for bicyclists,

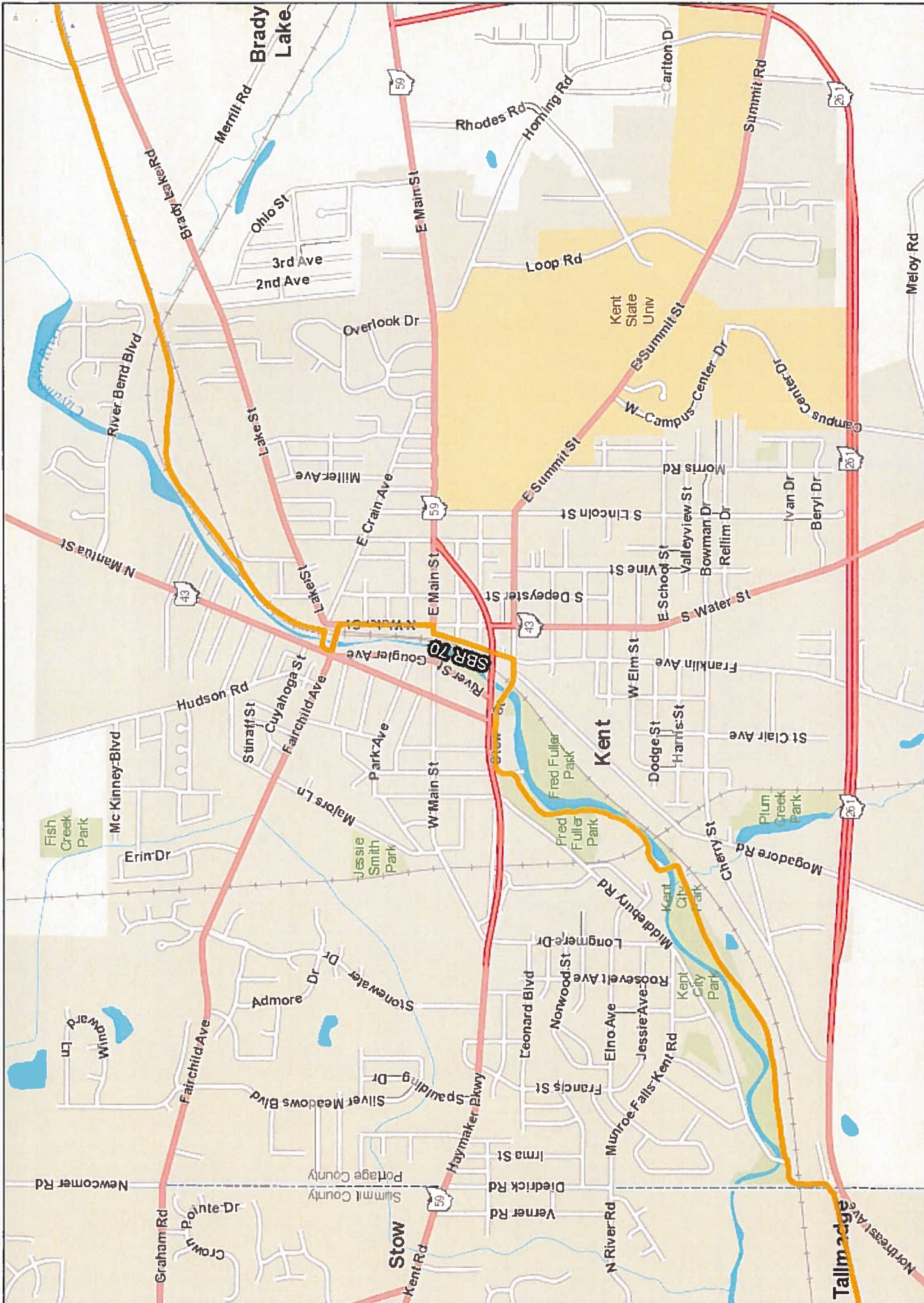
THEREFORE BE IT RESOLVED that the {jurisdiction} hereby expresses its approval and support for the development of State and US Bicycle Routes, and requests that the appropriate officials see to it that the route is officially designated by AASHTO and ODOT. Once the Route is approved, there may be efforts to publicize the route via internet maps, incorporating the Route on local maps, etc. Tourism agencies may be involved in these efforts.



TIMS

TRANSPORTATION
INFORMATION
MAPPING SYSTEM


This file was generated by the Transportation Information Mapping System from the Ohio Department of Transportation (ODOT). ODOT does not make any warranty and does not assume any legal liability or responsibility for the accuracy, completeness, or usefulness of the data provided herein. Any use of this information is at the recipient's own risk.



CITY OF KENT
DEPARTMENT OF PUBLIC SERVICE
DIVISION OF ENGINEERING

MEMO

TO: Dave Ruller
Tara Grimm

FROM: Jim Bowling 

DATE: February 15, 2018

RE: East Main Street Area Agreement

The Engineering Division is requesting council's consideration and approval of the attached East Main Street Area Agreement between the City of Kent and Kent State University (KSU). The agreement sets the framework for KSU and the City to begin investigating concerns along the East Main Street Corridor expressed by residents and travelers along East Main Street. As stated in the agreement, a key requirement in the planning process is to have neighborhood participation and input from the residential and business community located along East Main Street. The financial commitment required for the agreement is anticipated to come from the Engineering Divisions existing professional services budget.

C: Melanie Baker
Jon Giaquinto
Harrison Wicks
file

EAST MAIN STREET AREA AGREEMENT

**KENT STATE UNIVERSITY
AND
THE CITY OF KENT**

**ALL PARTIES BEING IN THE COUNTY OF PORTAGE,
STATE OF OHIO**

This Agreement, dated _____ 2018, is an agreement made and entered into between Kent State University (“KSU”) and the City of Kent, Ohio, duly formed under the laws of the State of Ohio (the “City”).

WITNESSETH:

WHEREAS, KSU and the City desire to transform the north edge of campus by creating a new East Main Street entry onto the KSU campus, extending the front campus green space east along the north edge of campus, consolidating parking and providing improved academic uses; and

WHEREAS, both the City and KSU desire to protect and enhance the residential neighborhoods located north of East Main Street by limiting through traffic and enhance pedestrian and bike connectivity to the public amenities on campus; and

WHEREAS, the university’s Campus Master Plan, adopted on _____, includes the potential construction of new academic and parking facilities, and the elimination of existing surface parking along this same section of Main Street; and

WHEREAS, KSU and the City desire to improve the safety along East Main Street from Willow Street to Horning Road and provide better connectivity for pedestrians between KSU and residential neighborhoods adjacent to the University and north of East Main Street; and

WHEREAS, East Main Street from Willow Street to Luther Avenue is the highest roadway crash section in Kent, as ranked by the Akron Metropolitan Area Transportation Study (AMATS) from 2013-2015 crash data; and

WHEREAS, the intersection of East Main Street and Lincoln Street is the second (2nd) highest crash intersection in Kent, as ranked by the AMATS from 2013-2015 crash data; and

WHEREAS, there were seven (7) reported pedestrian crashes and two (2) reported bicycle crashes, from 2010-2012, along East Main Street between Lincoln Street and Midway Drive as documented by AMATS; and

WHEREAS, the parties desire to hire a consultant to assist them in planning improvements and addressing safety and neighborhood concerns involving the East Main Street area as set forth in this Agreement; and

THEREFORE, The City and KSU commit to collaborate and partner to initiate a strategic and transformational corridor project that will require planning and the pursuit of funding for the eventual design, right of way acquisition and construction of improvements along the East Main Street corridor. The goal of the project is to assure all improvements are planned with input from the residents and businesses along East Main Street, and are designed to enhance traffic flow, safety and the residential feel of neighborhoods along East Main Street. At this time each party agrees to the following:

City:

- Take the lead role in a planning process to address the safety and neighborhood protection/enhancements needs along East Main Street. The planning process will be conducted with the participation and input from the residential and business community, especially the neighborhoods located across East Main Street.
- Jointly with KSU, hire a consultant to assist in the planning process.
- The City shall fund 50% of the planning consultant's services, up to \$25,000.
- Pursue outside funding for the completion of the project.

KSU:

- Assist the City in the planning process to determine improvements along and adjacent to East Main Street to address the safety needs and neighborhood protection/enhancements needs.
- Jointly with the City, hire a consultant to assist in the planning process.
- KSU shall fund 50% of the planning consultant's services, up to \$25,000.
- Pursue outside funding for the completion of the project.

Schedule:

The City and KSU will diligently pursue hiring the consultant and thereafter completion of the planning process in an effort to complete process by July, 2018. This date can be adjusted by the mutual agreement of both parties. In addition, both parties will continually pursue outside funding sources until the project is completed or abandoned by both parties.

In witness whereof, the Parties hereto have agreed and offered their hands and seals:

CITY OF KENT

Approved and Accepted by:

Dave Ruller
City of Kent, City Manager

Witness: _____

Witness: _____

Date: _____

Approved as to Form:

Chad Murdock
City of Kent, acting Law Director

Date: _____

Certificate of Director of Budget and Finance

It is hereby certified that the amount TWENTY FIVE THOUSAND Dollars (\$25,000) required to meet this commitment has been lawfully appropriated or authorized or directed for such purpose and is in the City Treasury or in the process of collection to the credit of the GENERAL Fund free from any obligation or certificates now outstanding.

Dave Coffee, Director of Budget and Finance

Date

KENT STATE UNIVERSITY

Approved and Accepted by¹:

Mark Polatajko,
Senior Vice President
for Administration

Witness: _____

Witness: _____

Date: _____

¹ Pursuant to the acceptance of passage of the facilities master plan by the KSU Board of Trustees



City of Kent, Ohio

Office of the City Manager

To: Dave Ruller, City Manager

From: Harrison Wicks, Executive Assistant to the City Manager *HW*

Subject: Sustainability Commission – Climate Action Plan Ad-Hoc Committee Update

Date: February 27, 2018

In following the instructions of City Council to develop a Climate Action Plan (CAP) in response to the resolution in support of the Paris Climate Agreement, the Kent Sustainability Commission has organized an internal ad-hoc committee of community stakeholders including members of the Kent Environmental Council, Kent State University Office of Sustainability, and Davey Resource Group.

The ad-hoc committee met for the first time in December 2017 and currently meets once a month to discuss the CAP goals, process, and framework. The development of the plan is expected to take between 12-18 months. Once completed, the CAP will be reviewed and finalized by the Kent Sustainability Commission and recommended to City Council to be considered for adoption.

The CAP will include a set of community-based strategies intended to guide efforts and incentivize actions to limit the magnitude or rate of climate change. Additionally, the CAP will include a framework to inventory and analyze greenhouse gas emissions in Kent and set short and long term goals for local emission reduction accomplished through an incentive-based implementation plan.

Community meetings are proposed for Spring and Summer 2018 to incorporate community expectations and perceptions as well as provide the ad-hoc committee with feedback to establish a foundation for developing solutions to local issues.

This memorandum serves as an update. No action is needed at this time.

**CITY OF KENT
DEPARTMENT OF PUBLIC SERVICE
DIVISION OF ENGINEERING**

MEMO

TO: Dave Ruller
Tara Grimm

FROM: Jim Bowling *sb*

DATE: February 27, 2018

RE: North Water Street – HSP Grant Application

The Engineering Division is requesting Council's approval to submit to the Ohio Department of Transportation (ODOT) a grant request to improve North Water Street from Main Street to Brady Street. This section of North Water Street is currently the 3rd highest crash roadway segment in Kent per AMATS. This ranking makes the segment of roadway eligible for the Highway Safety Program (HSP) administered by ODOT. The program is intended to fund improvements that would reduce crashes and crash severity. The improvements proposed along North Water Street would address the following issues along the corridor that have been transmitted to the Engineering Division:

- Vehicular and pedestrian safety concerns (3rd highest crash segment in Kent per AMATS)
- Lack of safe crosswalks at Portage and Columbus Street
- Higher vehicular speeds on North Water Street (85th percentile speed is 30 mph)
- Improving poor sight distance turning from Columbus onto Water Street
- Reconfigure parking along Water Street to maximize spaces
- Restrict lane widths to standard sizes to reduce speeds, shorten pedestrian crossings and reduce crashes caused by vehicle confusion.
- Lack of pedestrian level lighting
- Poor pavement condition

The planning level budget for the above improvements is estimated at \$1.34 million. The HSP program typically funds from 80% to 90% of design, right-of-way and construction costs that directly relate to safety improvements. Attached is the Safety Application Summary for your information.

Currently at this time we are meeting with ODOT and they are reviewing the applicability of the project for HSP funding. We respectfully request council's approval to submit for the grant and a commitment to complete the project pending ODOT's approval of the project.

C: Melanie Baker
Jon Giaquinto
Harrison Wicks
file



**POR-North Water Street
Kent, Portage County, Ohio
February 2018**

SAFETY APPLICATION SUMMARY

PROBLEM STATEMENT

- High numbers of pedestrians
- No crosswalks within corridor
- Nonstandard lane widths
- Higher vehicular speeds
- On-street parking
- Rear-end, Angle, Sideswipe Crashes related to pedestrians and parking
- Area of continued growth and redevelopment
- Roadway Section AMATS #16, Kent #3

PROJECT FUNDING

Project Phase	Fiscal Year	Safety Study	Interchange Mod. Study	PE - Environmental	PE - Detailed Design	Right of Way /Utilities		Total
						2018	2020	
Project Phase Completed								
Previous Safety								
New Safety		\$10,200.00		\$28,782.00	\$115,127.00			\$1,189,239.00
Sponsor Funding				\$3,196.00	\$12,792.00			\$143,449.00
Total		\$10,200.00	\$0.00	\$31,980.00	\$127,919.00	\$0.00	\$1,172,588.00	\$1,342,687.00

NORTH WATER STREET CORRIDOR - PEDESTRIAN ORIGINS & DESTINATIONS



PROJECT DESCRIPTION

- Provide marked crosswalks at Columbus & Portage Streets
- Construct curb extensions at crosswalks
- Reconfigure on-street parking (w/minor widening & resurfacing)
- Modify lane width to standard widths
- Install pedestrian-level lighting & streetscape elements
- Improve intersection sight distance at Columbus Street
- Encourage slower speeds



CITY OF KENT, OHIO

DEPARTMENT OF FINANCE

To: Dave Ruller, City Manager
From: David A. Coffee, Director of Budget and Finance
Date: February 27, 2018
Re: FY2018 Appropriation Amendments, Transfers, and Advances

The following appropriation amendments for the March Council Committee Agenda are hereby requested:

Fund 001 – General

Increase \$ 50,000 Community Development / Other (O&M) – Addt'l funding for consultant services to produce Zoning Code Update – Phase I, per B. Susel 2/27/18 memo.

Fund 202 – Sewer

Increase \$ 3,000 Capital / SVC-Capital Facilities – Addt'l funds for River Street Sanitary Sewer Replacement per J.Bowling 2/19/18 memo.



CITY OF KENT, OHIO

DEPARTMENT OF COMMUNITY DEVELOPMENT

DATE: February 27, 2018
TO: David Coffee, Budget & Finance Director
FROM: Bridget Susel, Community Development Director *BAD.*
RE: Appropriations Request: Zoning Code Update: Phase I Consultant

The Community Development Department is completing its interviews of the three consulting firms being considered for the "Zoning Code Update: Phase I" project. The City issued a Request for Qualifications and based on the cost estimates provided by the three firms, the cost for the needed work is expected to be \$50,000.00.

I am respectfully requesting the appropriation of \$50,000.00 to allow for the execution of an agreement with the selected consulting firm in order to have work begin by the end of March.

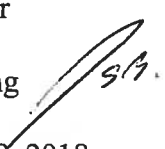
Please let me know if you need any additional information in order to process this request.

Thank you.

CITY OF KENT
DEPARTMENT OF PUBLIC SERVICE
DIVISION OF ENGINEERING

MEMO

TO: David Coffee
Dave Ruller

FROM: Jim Bowling 

DATE: February 19, 2018

RE: River Street Sanitary Sewer Replacement
Appropriations Request

The Engineering Division is requesting to appropriate \$3,000 from the Sanitary Fund (202) for additional curb and gutter work due to the construction of the new sanitary sewer line (Rudzik Excavating), and flushing the sprinkler system for 145 River Street after a water main break during construction.

If there are any questions on the above request, please let me know.

c: Melanie Baker
Brian Huff
Cori Finney
Cathy Wilson
file

River Street Sanitary Sewer Replacement

Date	Item	Total Amount		Comments
		Sanitary (202) Fund	Current/Previous Encumbrances	
	Re-appropriation	\$	5,000.00	Ordinance 2017-10
TOTAL APPROPRIATIONS AVAILABLE IN 2017		\$	5,000.00	

Upcoming Estimated Encumbrances	
Rudzik Change Order	\$ (6,542.73)
Bill Arthur (Sprinkler System)	\$ (840.00)
TOTAL REQUIRED TO BE APPROPRIATED IN 2017	\$ (7,382.73)
Amount Available/(Required)	\$ (2,382.73)

S.A. COMUNALE CO., INC. Invoice F692333 Inv Date 10/18/2017
 2900 NEWPARK DRIVE
 PO BOX 150
 BARBERTON, OH 44203-1050

Page No 1

BILL-TO
 WILLIAM ARTHUR
 TRANS OHIO PROPERTIES
 118 E MAIN
 KENT, OH 44240-3519

SHIP-TO
 WILLIAM ARTHUR
 SILK MILL
 145 RIVER ST
 KENT, OH 44240-3519

CUST #	TERMS	PLANT	
2530	NET 30	21	

QTY	UOM	DESCRIPTION	UNIT PRICE	AMOUNT
1.00	EA	FLUSHING OF SPRINKLER SYSTEM, WATER LINE BROKE AND CITY IS RECOMMENDING A FLUSH FOR DEBRIS	840.00	840.00
			Total Amount Due	840.00

*PS Visa m/mx
10/14/17*

PAY BY CREDIT CARD
 We now accept Visa & Mastercard payments on
 line. Please log on to www.payemcor.com
 use code 370. If you have any questions
 please contact us at 330-706-3040

All past due amounts are subject to a finance charge at the maximum
 rate allowed by state law, plus collection fees including attorney fees.



S.A. Comunale

An EMCOR Company

SERVICE WORK TICKET

Ticket #	692333
Customer #	2530
Customer PO #	
Scheduled Date	10/05/2017
Completed Date	10/10/2017
Serviced By	Kough

Norton
 FLUSHING OF SPRINKLER SYSTEM, WATER LINE BROKE
 AND CITY IS RECOMMENDING A FLUSH FOR DEBRIS

JOB SITE	SILK MILL
	145 RIVER ST KENT, OH 44240-3519
CONTACT	WILLIAM ARTHUR
PHONE	330-677-0083
FAX	330-677-0083

BILL TO	TRANS OHIO PROPERTIES
	118 E MAIN KENT, OH 44240-3519
CONTACT	WILLIAM ARTHUR
PHONE	(330) 677-0083
FAX	(330) 677-0083

Work Performed/ Corrections:
 flushed 6" underground
 found nothing

ALL SYSTEMS CLEAR & IN SERVICE: YES NO N/A
 CONTROL VALVES IN OPEN POSITION: YES NO N/A
 GENERATE SFU FROM SERVICE CALL: YES NO
 SERVICE FOLLOW UP REPORT ATTACHED
 YES NO SFU NUMBER: SFU692333
 ADDITIONAL INSPECTOR OR FITTER
 1. KOUGH RODNEY 2. NA

Additional Inspector or Fitter: Yes No
 Material Required / Used (must list below): Yes No

Site Notes:
1WS 1DS 4BF

QTY	MATERIAL	PRICE	AMOUNT

MATERIAL TOTAL						
Total Man Hrs	DATE 2017	SERVICE MEN ON SITE		RATE	PRICE	AMOUNT
2.0	10/6	KOUGH	NA NA	STD	93.00	\$186.00
6.0		KOUGH	2ND TECH NA	STD	93.00	558.00

LABOR TOTAL \$744.00

QTY	MISCELLANEOUS CHARGES	PRICE	AMOUNT
8	SERVICE VAN	12.00	\$96.00

OTHER TOTAL \$96.00

Technician	Rodney J. Kough	Service Local	669	Thank You - Invoice to Follow	Material Total
I confirm that the above work has been satisfactorily completed.					Labor Total
SEE REVERSE SIDE FOR ADDITIONAL TERMS AND CONDITIONS					Other Total
Customer Name	bill arthur	Customer Signature		Tax	Total Cost \$840.00

Payment Successful, Thank You

A payment has been made to:

S.A Comunale
2900 Newpark Drive
Barberton, OH 44203

Invoice Number: F692333
Date of Invoice: 10/18/2017
Amount Paid: 840.00

Payor Information:

Name on Card: undefined
Credit Card Number: XXXXXXXXXXXX6041
Card Type: Visa

A confirmation email has been sent to
transohio@att.net.

An email confirmation will be sent to the address entered on the Welcome page, however we encourage you to print a receipt for your records.

Corporate Headquarters located at
EMCOR Group, Inc.
301 Merritt Seven, 6th Floor
Norwalk, CT 06851 USA

**City of Kent
Income Tax Division**

January 31, 2018

Income Tax Receipts Comparison - (Excluding 0.25% Police Facility Receipts)

Monthly Receipts

Total receipts for the month of January, 2018	\$1,153,204
Total receipts for the month of January, 2017	\$1,228,846
Total receipts for the month of January, 2016	\$1,154,690

Year-to-date Receipts and Percent of Total Annual Receipts Collected

	<u>Year-to-date Actual</u>	<u>Percent of Annual</u>
Total receipts January 1 through January 31, 2018	\$1,153,204	7.91%
Total receipts January 1 through January 31, 2017	\$1,228,846	8.37%
Total receipts January 1 through January 31, 2016	\$1,154,690	8.17%

Year-to-date Receipts Through January 31, 2018 - Budget vs. Actual

<u>Year</u>	<u>Annual Budgeted Receipts</u>	<u>Revised Budgeted Receipts</u>	<u>Year-to-date Actual Receipts</u>	<u>Percent Collected</u>	<u>Percent Remaining</u>
2018	\$ 14,577,960	\$ 14,577,960	\$ 1,153,204	7.91%	92.09%

Comparisons of Total Annual Receipts for Previous Nine Years

<u>Year</u>	<u>Total Receipts</u>	<u>Change From Prior Year</u>
2008	\$ 10,712,803	1.63%
2009	\$ 10,482,215	-2.15%
2010	\$ 10,453,032	-0.28%
2011	\$ 10,711,766	2.48%
2012	\$ 12,063,299	12.62%
2013	\$ 12,397,812	2.77%
2014	\$ 13,099,836	5.66%
2015	\$ 14,592,491	11.39%
2016	\$ 14,133,033	-3.15%
2017	\$ 14,687,372	3.92%

Submitted by



Director of Budget and Finance

2018 CITY OF KENT, OHIO
Comparison of Income Tax Receipts
(Excluding 0.25% Police Facility Receipts)
as of Month Ended January 31, 2018

Monthly Receipts				Comparisons	
Month	2016	2017	2018	Amount	Percent Change
January	\$ 1,154,690	\$ 1,228,846	\$ 1,153,204	\$ (75,641)	-6.16%
February	1,099,532	1,072,047			
March	1,182,357	1,133,943			
April	1,413,680	1,561,337			
May	1,226,790	1,233,090			
June	1,239,820	1,291,517			
July	1,070,843	1,161,945			
August	1,219,361	1,116,420			
September	1,109,848	1,175,347			
October	1,226,785	1,215,670			
November	1,020,285	1,162,952			
December	1,169,043	1,334,259			
Totals	\$ 14,133,033	\$ 14,687,372	\$ 1,153,204		

Year-to-Date Receipts				Comparisons	
Month	2016	2017	2018	Amount	Percent Change
January	\$ 1,154,690	\$ 1,228,846	\$ 1,153,204	\$ (75,641)	-6.16%
February	2,254,221	2,300,893			
March	3,436,578	3,434,836			
April	4,850,258	4,996,173			
May	6,077,048	6,229,263			
June	7,316,868	7,520,780			
July	8,387,712	8,682,725			
August	9,607,073	9,799,145			
September	10,716,920	10,974,491			
October	11,943,705	12,190,161			
November	12,963,990	13,353,113			
December	14,133,033	14,687,372			
Totals	\$ 14,133,033	\$ 14,687,372			

2018 CITY OF KENT, OHIO
Comparison of Income Tax Receipts from Kent State University
(Excluding 0.25% Police Facility Receipts)
as of Month Ended January 31, 2018

Monthly Receipts				Comparisons	
Month	2016	2017	2018	Amount	Percent Change
January	\$ 421,390	\$ 436,131	\$ 441,024	\$ 4,893	1.12%
February	385,108	398,208			
March	442,123	441,069			
April	422,702	474,495			
May	459,795	428,818			
June	410,589	425,646			
July	0	403,532			
August	808,425	417,678			
September	350,859	356,602			
October	469,297	471,742			
November	447,327	445,247			
December	438,817	445,693			
Totals	\$ 5,056,433	\$ 5,144,861	\$ 441,024		

Year-to-Date Receipts				Comparisons	
Month	2016	2017	2018	Amount	Percent Change
January	\$ 421,390	\$ 436,131	\$ 441,024	\$ 4,893	1.12%
February	806,499	834,338			
March	1,248,622	1,275,407			
April	1,671,324	1,749,902			
May	2,131,119	2,178,721			
June	2,541,708	2,604,367			
July	2,541,708	3,007,898			
August	3,350,133	3,425,576			
September	3,700,992	3,782,178			
October	4,170,289	4,253,920			
November	4,617,616	4,699,167			
December	5,056,433	5,144,861			
Totals	\$ 5,056,433	\$ 5,144,861			

2018 CITY OF KENT, OHIO
Comparison of Income Tax Receipts from Kent State University
(Excluding 0.25% Police Facility Receipts)

Comparisons of Total Annual Receipts for Previous Nine Years

Year	Total Receipts	Percent Change
2008	\$ 3,919,539	5.71%
2009	\$ 4,090,788	4.37%
2010	\$ 4,267,465	4.32%
2011	\$ 4,246,372	-0.49%
2012	\$ 4,436,666	4.48%
2013	\$ 4,603,095	3.75%
2014	\$ 4,778,094	3.80%
2015	\$ 4,916,874	2.90%
2016	\$ 5,056,433	2.84%
2017	\$ 5,144,861	1.75%

2018 CITY OF KENT, OHIO
Comparison of Income Tax Receipts
Police Facility Dedicated Income Tax Receipts - 1/9 of Total (0.25%)
as of Month Ended January 31, 2018

Month	Monthly Receipts			Comparisons	
	2016	2017	2018	Amount	Percent Change
January	\$ 144,319	\$ 153,588	\$ 144,134	\$ (9,454)	-6.16%
February	137,426	133,991			
March	147,779	141,727			
April	176,690	195,145			
May	153,332	154,119			
June	154,960	161,421			
July	133,840	145,227			
August	152,403	139,537			
September	138,715	146,902			
October	153,331	151,942			
November	127,521	145,353			
December	146,114	166,764			
Totals	\$ 1,766,430	\$ 1,835,715	\$ 144,134		

Month	Year-to-Date Receipts			Comparisons	
	2016	2017	2018	Amount	Percent Change
January	\$ 144,319	\$ 153,588	\$ 144,134	\$ (9,454)	-6.16%
February	\$ 281,745	\$ 287,579			
March	\$ 429,524	\$ 429,306			
April	\$ 606,214	\$ 624,451			
May	\$ 759,546	\$ 778,570			
June	\$ 914,506	\$ 939,992			
July	\$ 1,048,346	\$ 1,085,218			
August	\$ 1,200,749	\$ 1,224,755			
September	\$ 1,339,464	\$ 1,371,657			
October	\$ 1,492,795	\$ 1,523,599			
November	\$ 1,620,316	\$ 1,668,951			
December	\$ 1,766,430	\$ 1,835,715			
Totals	\$ 1,766,430	\$ 1,835,715			

2018 CITY OF KENT, OHIO
Comparison of Total Income Tax Receipts - Including Police Facility Receipts
as of Month Ended January 31, 2018

Monthly Receipts				Comparisons	
Month	2016	2017	2018	Amount	Percent Change
January	\$ 1,299,009	\$ 1,382,434	\$ 1,297,339	\$ (85,096)	-6.16%
February	\$ 1,236,958	\$ 1,206,038			
March	\$ 1,330,136	\$ 1,275,670			
April	\$ 1,590,370	\$ 1,756,482			
May	\$ 1,380,122	\$ 1,387,209			
June	\$ 1,394,780	\$ 1,452,938			
July	\$ 1,204,684	\$ 1,307,171			
August	\$ 1,371,764	\$ 1,255,957			
September	\$ 1,248,563	\$ 1,322,249			
October	\$ 1,380,115	\$ 1,367,611			
November	\$ 1,147,806	\$ 1,308,304			
December	\$ 1,315,157	\$ 1,501,023			
Totals	\$ 15,899,464	\$ 16,523,087	\$ 1,297,339		

Year-to-Date Receipts				Comparisons	
Month	2016	2017	2018	Amount	Percent Change
January	\$ 1,299,009	\$ 1,382,434	\$ 1,297,339	\$ (85,096)	-6.16%
February	2,535,966	2,588,472			
March	3,866,102	3,864,142			
April	5,456,472	5,620,624			
May	6,836,594	7,007,833			
June	8,231,374	8,460,772			
July	9,436,058	9,767,943			
August	10,807,822	11,023,900			
September	12,056,385	12,346,149			
October	13,436,500	13,713,760			
November	14,584,306	15,022,064			
December	15,899,464	16,523,087			
Totals	\$ 15,899,464	\$ 16,523,087			