



Boards and Commissions June 2023 Candidates

For Your Consideration:

Civil Service Commission (1 Vacancy)

❖ Matthew Hathaway New Applicant

From: noreply@civicplus.com
To: [Council Clerk](#)
Subject: Online Form Submittal: Online Boards & Commissions Application
Date: Thursday, May 4, 2023 12:45:16 PM

Online Boards & Commissions Application

Note

Except as otherwise provided by law, all appointments to City Boards and Commissions shall be electors of the City, residing within Kent city limits. This section does not apply to the Board of Building Appeals.

First Name	Matthew
Last Name	Hathaway
Address	215 E Elm St
City	Kent
State	OH
Zip Code	44240
Home Phone Number	<i>Field not completed.</i>
Cell Phone Number	3309787726
Email Address	matt.hathaway09@gmail.com
# of years you have lived in Kent	5 years
Education	Masters Degree
Place of Employment	Thomas Steel
Political Party	Republican
Are you a registered voter?	Yes
Which boards, commissions and committees are you applying for:	Civil Service Commission
Please provide	Bachelors and Masters degrees from Kent State, Army

educational and professional background to assist Council in review of your application.

Reserves, Union Trustee for United Steel Workers. I have a great history of working well within groups.

Why are you interested in this appointment?

I want to serve in my community

Resume or other qualifications

[Matthew Hathaway Official Resume.docx](#)

Email not displaying correctly? [View it in your browser.](#)

MATTHEW HATHAWAY

215 E. Elm St.
Kent, Ohio 44240

matt.hathaway09@gmail.com

330-978-7726

Skills Summary

I have a lifetime of skills both in and out of the classroom. These were learned in fatherhood, The United States Army, college, and the workforce.

Education Degree/Date of Graduation

Kent State University	Masters	2021	Liberal Studies (Concentration is Education minor in Business) Teaching Certificate in Blended and Online Instruction
Kent State University	Bachelors	2016	Applied and Technical Studies in Business
	Associates	2016	Arts
Trumbull Business College	Associates	1997	Business Administration

Experience

Thomas Steel Strip **1999-Present**

Annealing Furnace Operator

I help run four normalizing furnaces. We run coils of steel through the furnaces to help soften it for easier stamping and molding for our customers. Some of these customers include Duracell, Rayovac, Winchester and Harley Davidson. I also work closely with the Research and Development department and safety committee. Our most recent project was securing Tesla as a customer.

Ohio Steel Sheet and Plate **1993-1999**

Sales Representative/Office Clerk

I wore many hats at this job. Some of my responsibilities were to process new orders and distribute them to the proper departments, help balance the shipping books at the end of each month. When needed, I would fill in for various salesmen for weeks and sometimes months at a time. I also helped with various aspects of Human Resources. I was trusted with many responsibilities throughout our office.


Military Experience**1994-1997****United States Army Reserves – 350 Medical Support Hospital Patient Administration/71G**

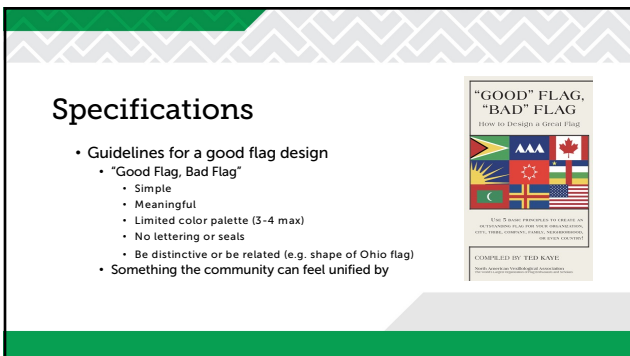
My department maintained the medical records for our unit. As a unit we conducted physicals for different units each month at the Medical Center in Cleveland for Veterans Affairs. My part in this was as a medical records expert.



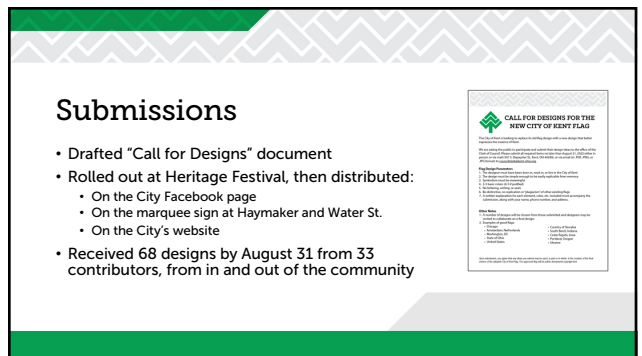
1



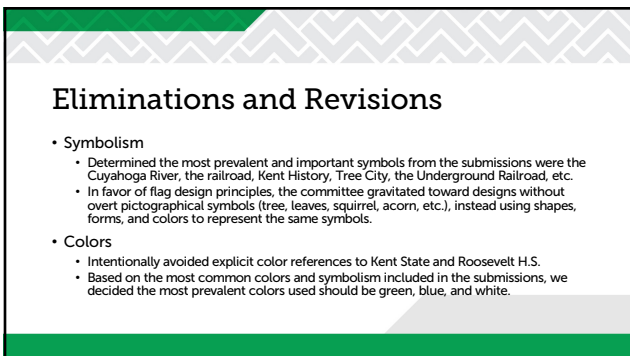
2



3



4



5




6

Post-Launch Update

7

Outreach Activities

- Library display was installed in March; survey launched same day
- Jon & Zach visited Stanton Middle School and presented to the 6th grade class; all took the survey
- Press releases in several area publications
- Main Street Kent has posters
- City Marquee sign, website updates
- Jon gave interview to the Record-Courier

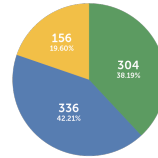


8

Public Survey Results

9

Question 1: How familiar are you with the City flag design project?



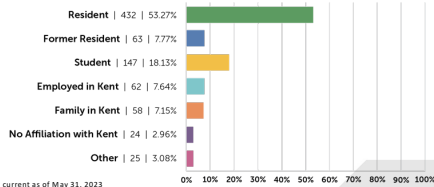
Total Answers: 796
Total Skips: 15

- This is the first I am hearing about it
- Vaguely familiar
- I have followed the project since it was announced

Note: Data current as of May 31, 2023

10

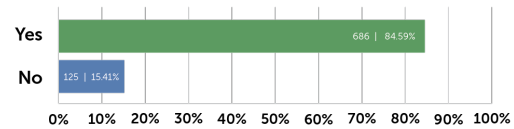
Question 2: What is your relationship to the City of Kent?



Note: Data current as of May 31, 2023

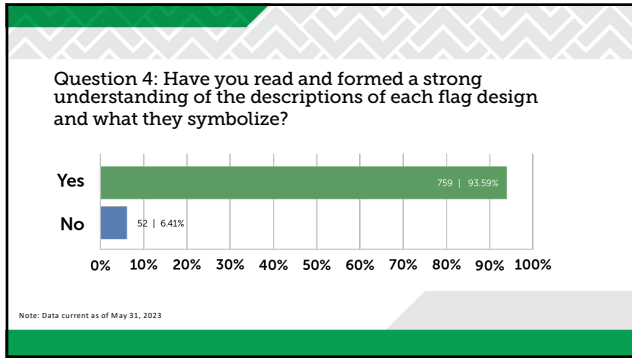
11

Question 3: Have you read and formed a strong understanding of the process the City Flag Committee followed to reach the three presented options?

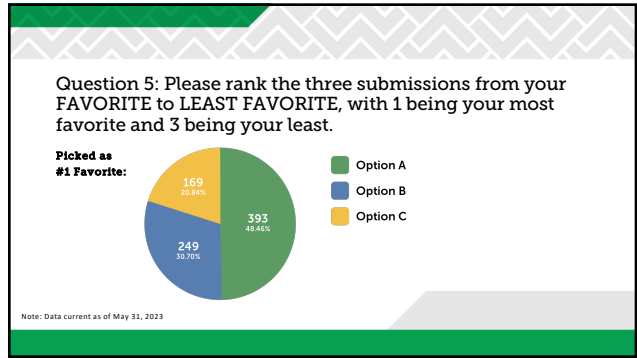


Note: Data current as of May 31, 2023

12



13



14

Question 6: Comments | Summary of Written Feedback

Total Responses (with or w/o comments)	812	100%		
Responses with Comments	309	38%	Adjusted for "N/A" Comments	256 32%
Responses with No Comments	503	62%	Adjusted for "N/A" Comments	556 68%

Note: Data current as of May 31, 2023

15

Question 6: Comments | Summary of Written Feedback

	Positive	Positive, Constructive	Neutral	Negative, Constructive	Negative	N/A, Disregard
Total Comments	106	65	17	42	26	53
Percent of Total Responses	13.1%	8%	2.1%	5.2%	3.2%	6.5%
Percent of Responses with Comments	34.3%	21%	5.5%	13.5%	8.4%	17.2%

Note: Data current as of May 31, 2023

16

Question 6: Comments | Summary of Written Feedback

	Bird/ Ch.Swift	Black Squirrel*	Tree	Railroad	Schools/ Education
Mentions of symbols (not necessarily requests for)	5	26	9	6	6
Percent of Total Responses	0.6%	3.2%	1.1%	0.7%	0.7%
Percent of Comments	1.6%	8.4%	2.9%	1.9%	1.9%

*A popular mention particularly among Stanton Middle School survey respondents.
Note: Data current as of May 31, 2023

17

Committee Recommendation

18



19



20

Roll-Out to the Community


- Committee Involvement Going Forward
 - Committee recommends a robust public roll-out for both visibility and an increased buy-in from the community at large. Willing to continue meeting to lend our help and support in this effort.
- Heritage Festival
 - Flag raising ceremony
 - Booth? Distribution of small versions of flag
- Displays Around Town
 - Light pole banners
 - Flag poles
 - Displayed at homes around community



21

Roll-Out to the Community

- Other Ideas
 - Public purchasing through online form
 - Merchandise through local businesses
 - Shirts, hats, drinkware, stickers, etc.
 - Public art commission/installation
 - Social Media
 - More



22



NEW FLAG
for the
CITY OF KENT
Presented by the City Flag Committee

23



LAW DEPARTMENT MEMORANDUM KENT, OHIO

To: Dave Ruller, City Manager
From: Hope L. Jones, Law Director
Date: May 31, 2023
Re: Low Frequency Noise

Mr. Ruller,

I have researched low frequency noise to see if there are any state or local regulations throughout the country. While my search so far has not been exhaustive, I have not found anything in which to guide us with possible solutions. Without the expertise on staff, I am at a loss to know where to start. As we have witnessed with Land of Lakes the equipment needed to identify the source and exact frequency will be necessary to enforce any legislation. I do not have any answers currently but look forward to hearing Council's thoughts and recommendations on moving forward. Thanks.

Hope



KENT CITY HEALTH DEPARTMENT

414 E. MAIN ST., P.O. BOX 5192, KENT, OHIO 44240 (330) 678-8109 FAX (330) 678-2082

HEALTH DEPARTMENT REQUEST TO ACCEPT BICYCLE HELMETS FROM THE AMERICAN ACADEMY OF PEDIATRICS

The Health Department respectfully asks that City Council approve the acceptance of 72 children's size bicycle helmets from the American Academy of Pediatrics. These safety helmets will be distributed free of charge to Kent children during Health Fairs and other Health Department events. The value of the donated helmets is approximately \$600.00.

Thank you for your consideration,

Joan Seidel MA, BSN, RN, FAPIC, CIC
Health Commissioner

509.12 UNLAWFUL NOISE

(a) Unlawful Noise - Prohibited. It is unlawful for any owner, occupant, agent or persons in possession or control of any structure, lot, thing or building, premises or vehicle to make, continue or cause to be made or continued, or permit to be made, any excessive, unnecessary, or unusually loud noise or any noise which disturbs, annoys, injures or endangers the comfort, repose or health, peace or safety of persons of ordinary sensibilities within the City. (Ord. 2002-130. Passed 12-11-02)

(b) Unlawful Noise - Enumerated. The following acts, among others, are declared to be loud, disturbing, injurious and unnecessary and unlawful noises in violation of this section, but this enumeration shall not be deemed to be exclusive, namely:

Horns and Signal Devices. The sounding of any horn or signal device on any automobile, motorcycle, bus or train, or any other vehicle while not in motion, except as a danger signal or to give warning of intent to get into motion, or, if in motion, only as a danger signal after or as brakes are being applied and decelerating of the vehicle has begun; the creation by means of such signal devices of any unreasonably loud or harsh sounds; and the sounding of any signal device for any unreasonable or unnecessary period of time.

Radio, Stereo, Musical Instruments. The playing of any radio, stereo, television set, amplified or unamplified musical instruments, loudspeaker, tape recorder, or other electronic sound-producing devices, in such a manner or with such volume at any time or place so as to annoy or disturb the quiet, comfort or repose of persons in any office or in any dwelling, hotel, hospital or other type of residence, or of any persons in the vicinity.

(3) Loud Noises or Disturbances. Yelling, shouting, hooting or the making of any other loud noises on the public streets, or the making of any such noise at any time or place so as to annoy or disturb the quiet, comfort or repose of persons in any dwelling, hotel, hospital or other type of residence, or in any office or of any persons in the vicinity.

Animal Noises. The keeping of any animal, which by causing frequent or long continued noise shall disturb the comfort or repose of any person.

Whistle or Siren. The blowing of any whistles or sirens, except to give notice of the time to begin or stop work or as a warning of fire or danger.

Engine Exhaust. The discharge into the open air of the exhaust of any engine, or internal combustion engine, except through a muffler or other device which effectively prevents loud or explosive noises therefrom.

Noisy Advertising. No person shall, by ringing a bell or gong, or by using a phonograph or other instrument for producing or reproducing sounds, or by using loud or boisterous language or by any unusual noise or means whatever, advertise goods, wares, or merchandise for sale, or advertise any show, theater, exhibition, or entertainment.

Noisy Machinery. No person shall maintain, run, or operate any steam, gas, gasoline, or other engine, boiler, press, machine, or other apparatus so constructed or operated as to make any unnecessary noise, to the annoyance and discomfort of the people of the City, except in the course of making an emergency repair and for weather necessitated activities.

(Ord. 1994-85. Passed 9-7-94.)

Noise-producing Instruments. The use of any device, apparatus, radio, ticker or other noise-making and noise-emitting device for general advertising purposes, or for the purpose of soliciting trade or attracting attention to any wares, good, merchandise, instrument or device offered for sale is prohibited.

(c) Sound Generated by Devices or Instruments. It is prima facie unlawful for a person to generate or permit to be generated sound by the above described devices or instruments in the following circumstances:

~~(1) On private property between the hours of 9:00 p.m. and 11:00 p.m. 8:00 a.m. of the following day in a residential area where the sound is audible more than 50 feet past the property line of the property on which the source of the sound is located; or~~

~~(2) On private property between the hours of 11:00 p.m. and 12:00 a.m. where the sound is audible more than 25 feet past the property line of the property on which the source of the sound is located; or~~

~~(3) On private property between the hours of 12:00 a.m. and 8 a.m. where the sound is audible past the property line of the property on which the source of the sound is located; or~~

On a street, highway or in the public right-of-way where the sound is audible thirty (30) feet from the device generating the sound. Persons in possession of a current parade permit, assemblage permit, or a current loud-speaker permit are exempt from the provisions of this sub-paragraph.

By conducting an unduly large gathering at a private residence or in a private residential area which generates excessive noise at any time.

(d) No person being the owner, or person in possession of a premises for person in control of the premises by reason of employment, agency, or otherwise, whether such ownership, possession or control is exclusive or joint, shall permit a violation of this section.

(e) Warning and Alarm Devices Warning and alarm devices which have the purpose of signaling unsafe or dangerous situations or calling for police are exempted from the prohibitions of this section when used for such purposes and are in proper working order.

(f) Agricultural Activities. Agricultural activities conducted within an agricultural district as authorized in Chapter 929 of the Ohio Revised Code, shall be exempted from the prohibitions of this section when the activities are not in conflict with federal, state or local laws or are conducted in accordance with generally accepted agricultural practices.

(g) Outdoor Performances The use, production or presentation outdoors in a residential neighborhood, by a live band of any make-up, or the use of outdoor amplification or amplification intended directly or indirectly to be heard outside of the structure where the event is being held.

(h) Exemptions Events officially sponsored and/or approved by the City of Kent, such as festivals, fireworks, parades, etc., activities that are essential to the proper performance work-related duties of the officers and employees of the City, and events official sponsored by governmental educational institutions and the Kent Board of Education such as sporting events, marching bands, etc., shall be exempt from the prohibitions of this section.

(i) Retaliation. No person shall direct a verbal, physical or electronic act against the person, family or property of any individual who complains of or witnesses a violation of the Unlawful Noise regulations for the purpose of intimidating or retaliating against that person for the exercise of the right to complain or testify to a violation of this Code.

(j) Penalty

Whoever violates this section except subsection (i) is guilty of generating unreasonable noise an unclassified misdemeanor, punishable by a fine of up to \$1,000 and up to thirty (30) days in jail. If the offender persists in generating, or permitting to be generated, unreasonable noise after reasonable warning or request to desist, the penalty shall include a minimum fine of \$500.00.

Whoever violates subsection (i) herein, is guilty of an unclassified misdemeanor, punishable by a fine of at least \$500.00 and not exceeding \$1,000 and up to thirty (30) days in jail.

(Ord. 2022-053. Passed 4-20-22.)

**City of Kent
Income Tax Division**

April 30, 2023

Income Tax Receipts Comparison - (Excluding 0.25% Police Facility Receipts)

Monthly Cash Basis Receipts

Total receipts for the month of April, 2023	\$	1,419,192
Total receipts for the month of April, 2022	\$	1,389,808
Total receipts for the month of April, 2021	\$	1,165,005

Year-to-date Receipts and Percent of Total Annual Receipts Collected

	<u>Year-to-date Actual</u>	<u>Percent of Annual</u>
Total receipts January 1 through April 30, 2023	\$ 5,892,999	36.23%
Total receipts January 1 through April 30, 2022	\$ 5,249,284	35.36%
Total receipts January 1 through April 30, 2021	\$ 4,460,272	32.37%

Year-to-date Receipts Through April 30, 2023


- Budget vs. Actual

<u>Year</u>	<u>Annual Budgeted Receipts</u>	<u>Revised Budgeted Receipts</u>	<u>Year-to-date Actual Receipts</u>	<u>Percent Collected</u>	<u>Percent Remaining</u>
2023	\$ 16,266,667	\$ 16,266,667	\$ 5,892,999	36.23%	63.77%

Comparisons of Total Annual Receipts for Previous Ten Years

<u>Year</u>	<u>Total Cash Basis Receipts*</u>	<u>Change From Prior Year</u>	
2013	\$ 12,794,029	10.68%	* - Changed from accrual basis of accounting to a cash basis of accounting for RITA Income Tax in December, 2020. All years have been restated to be on a cash basis for RITA receipts to make this report comparable from year to year.
2014	12,733,226	-0.48%	
2015	14,579,500	14.50%	
2016	14,192,888	-2.65%	
2017	14,525,574	2.34%	
2018	14,297,948	-1.57%	
2019	14,855,372	3.90%	
2020	14,592,066	-1.77%	
2021	14,929,900	2.32%	
2022	16,645,865	11.49%	

Submitted by



Director of Budget and Finance

2023 CITY OF KENT, OHIO
Comparison of Income Tax Receipts
(Excluding 0.25% Police Facility Receipts)
as of Month Ended April 30, 2023

Monthly Cash Basis Receipts				Comparisons	
Month	2021	2022	2023	Amount	Percent Change
January	\$ 1,050,773	\$ 1,388,381	\$ 1,601,454	\$ 213,073	15.35%
February	1,274,642	1,337,345	1,609,396	272,051	20.34%
March	969,852	1,133,750	1,262,958	129,208	11.40%
April	1,165,005	1,389,808	1,419,192	29,384	2.11%
May	1,500,712	1,616,141			
June	1,483,710	1,481,074			
July	1,348,453	1,455,656			
August	1,099,319	1,138,884			
September	1,252,593	1,359,525			
October	1,220,898	1,588,594			
November	1,311,931	1,461,247			
December	1,252,012	1,295,459			
Totals	\$ 14,929,900	\$ 16,645,865	\$ 5,892,999	\$ 643,715	

Year-to-Date Receipts				Comparisons	
Month	2021	2022	2023	Amount	Percent Change
January	\$ 1,050,773	\$ 1,388,381	\$ 1,601,454	\$ 213,073	15.35%
February	2,325,415	2,725,726	3,210,850	485,124	17.80%
March	3,295,267	3,859,476	4,473,807	614,331	15.92%
April	4,460,272	5,249,284	5,892,999	643,715	12.26%
May	5,960,984	6,865,425			
June	7,444,694	8,346,499			
July	8,793,147	9,802,156			
August	9,892,466	10,941,040			
September	11,145,059	12,300,565			
October	12,365,957	13,889,159			
November	13,677,888	15,350,406			
December	14,929,900	16,645,865			
Totals	\$ 14,929,900	\$ 16,645,865			

2023 CITY OF KENT, OHIO
Comparison of Income Tax Receipts from Kent State University
(Excluding 0.25% Police Facility Receipts)
as of Month Ended April 30, 2023

Monthly Receipts				Comparisons	
Month	2021	2022	2023	Amount	Percent Change
January	\$ 423,565	\$ 447,488	\$ 461,437	\$ 13,949	3.12%
February	356,633	377,930	386,098	8,168	2.16%
March	389,676	414,055	423,517	9,462	2.29%
April	426,355	411,929	422,651	10,722	2.60%
May	391,324	409,234	-		
June	380,512	398,782	-		
July	389,573	372,753	-		
August	426,169	412,061	-		
September	347,881	337,710	-		
October	437,537	418,381	-		
November	424,833	423,977	-		
December	419,356	437,540	-		
Totals	\$ 4,813,413	\$ 4,861,839	\$ 1,693,703	\$ 42,302	
	32.24%	29.21%	28.74%		

Year-to-Date Receipts				Comparisons	
Month	2021	2022	2023	Amount	Percent Change
January	\$ 423,565	\$ 447,488	\$ 461,437	\$ 13,949	3.12%
February	780,198	825,418	847,535	22,117	2.68%
March	1,169,874	1,239,472	1,271,052	31,579	2.55%
April	1,596,229	1,651,401	1,693,703	42,302	2.56%
May	1,987,553	2,060,635			
June	2,368,064	2,459,417			
July	2,757,637	2,832,170			
August	3,183,806	3,244,231			
September	3,531,687	3,581,941			
October	3,969,224	4,000,322			
November	4,394,057	4,424,299			
December	4,813,413	4,861,839			
Totals	\$ 4,813,413	\$ 4,861,839			

2023 CITY OF KENT, OHIO
Comparison of Income Tax Receipts from Kent State University
(Excluding 0.25% Police Facility Receipts)

Comparisons of Total Annual Receipts for Previous Ten Years
Restated

Year	Total Cash Basis Receipts	Percent Change
2013	\$ 4,585,623	4.85%
2014	4,707,945	2.67%
2015	4,910,519	4.30%
2016	5,042,140	2.68%
2017	5,137,920	1.90%
2018	5,167,455	0.57%
2019	5,150,394	-0.33%
2020	5,159,334	0.17%
2021	4,813,413	-6.70%
2022	4,861,839	1.01%

2023 CITY OF KENT, OHIO
Comparison of Income Tax Receipts
Police Facility Dedicated Income Tax Receipts - 1/9 of Total (0.25%)
as of Month Ended April 30, 2023

Monthly Receipts				Comparisons	
Month	2021	2022	2023	Amount	Percent Change
January	\$ 131,347	\$ 173,548	\$ 200,182	\$ 26,634	15.35%
February	159,330	167,168	201,174	34,006	20.34%
March	121,232	141,719	157,870	16,151	11.40%
April	145,626	173,726	177,399	3,673	2.11%
May	187,589	202,018	-		
June	185,464	185,134	-		
July	168,557	181,957	-		
August	137,415	142,361	-		
September	156,574	169,941	-		
October	152,612	198,574	-		
November	163,991	182,656	-		
December	156,501	161,932	-		
Totals	\$ 1,866,237	\$ 2,080,733	\$ 736,625	\$ 80,464	

Year-to-Date Receipts				Comparisons	
Month	2021	2022	2023	Amount	Percent Change
January	\$ 131,347	\$ 173,548	\$ 200,182	\$ 26,634	15.35%
February	290,677	340,716	401,356	60,640	17.80%
March	411,908	482,435	559,226	76,791	15.92%
April	557,534	656,161	736,625	80,464	12.26%
May	745,123	858,178			
June	930,587	1,043,312			
July	1,099,143	1,225,269			
August	1,236,558	1,367,630			
September	1,393,132	1,537,571			
October	1,545,745	1,736,145			
November	1,709,736	1,918,801			
December	1,866,237	2,080,733			
Totals	\$ 1,866,237	\$ 2,080,733			

2023 CITY OF KENT, OHIO
Comparison of Total Income Tax Receipts - Including Police Facility Receipts
as of Month Ended April 30, 2023

Monthly Receipts				Comparisons	
Month	2021	2022	2023	Amount	Percent Change
January	\$ 1,182,119	\$ 1,561,928	\$ 1,801,636	\$ 239,707	15.35%
February	1,433,972	1,504,514	1,810,570	306,057	20.34%
March	1,091,084	1,275,469	1,420,827	145,359	11.40%
April	1,310,631	1,563,534	1,596,591	33,057	2.11%
May	1,688,301	1,818,159	-		
June	1,669,174	1,666,208	-		
July	1,517,010	1,637,613	-		
August	1,236,734	1,281,245	-		
September	1,409,167	1,529,465	-		
October	1,373,511	1,787,168	-		
November	1,475,922	1,643,903	-		
December	1,408,513	1,457,392	-		
Totals	\$ 16,796,137	\$ 18,726,598	\$ 6,629,624	\$ 724,180	

Year-to-Date Receipts				Comparisons	
Month	2021	2022	2023	Amount	Percent Change
January	\$ 1,182,119	\$ 1,561,928	\$ 1,801,636	\$ 239,707	15.35%
February	2,616,092	3,066,442	3,612,206	545,764	17.80%
March	3,707,175	4,341,911	5,033,033	691,123	15.92%
April	5,017,806	5,905,445	6,629,624	724,180	12.26%
May	6,706,107	7,723,604			
June	8,375,281	9,389,812			
July	9,892,291	11,027,425			
August	11,129,024	12,308,670			
September	12,538,191	13,838,136			
October	13,911,702	15,625,304			
November	15,387,624	17,269,206			
December	16,796,137	18,726,598			
Totals	\$ 16,796,137	\$ 18,726,598			

City of Kent
RITA Income Tax Analysis by Month compared to the Prior Year
By Category Collected

2023 with change from 2022 - Cash Basis

Calendar Month	Withholding	Change	% Change	Individual	Change	% Change	Net Profit	Change	% Change	Total	Change	% Change
Jan	\$ 1,311,043.34	\$ 29,240.04	2.28%	\$ 101,075.45	\$ (24,712.82)	-19.65%	\$ 353,726.39	\$ 232,683.43	192.23%	\$ 1,765,845.18	\$ 237,210.65	15.52%
Feb	1,438,134.57	205,937.66	16.71%	143,969.08	16,025.88	12.53%	174,023.42	98,290.66	129.79%	1,756,127.07	320,254.20	22.30%
March	1,209,478.63	40,753.58	3.49%	99,618.44	41,325.78	70.89%	60,623.59	46,756.36	337.17%	1,369,720.66	128,835.72	10.38%
April	1,187,774.32	1,162.07	0.10%	168,508.87	33,295.66	24.62%	208,140.11	8,359.14	4.18%	1,564,423.30	42,816.87	2.81%
May												
June												
July												
August												
Sept												
Oct												
Nov												
Dec												
	<u>\$ 5,146,430.86</u>	<u>\$ 277,093.35</u>	<u>11.02%</u>	<u>\$ 513,171.84</u>	<u>\$ 65,934.50</u>	<u>25.99%</u>	<u>\$ 796,513.51</u>	<u>\$ 386,089.59</u>	<u>196.21%</u>	<u>\$ 6,456,116.21</u>	<u>\$ 729,117.44</u>	<u>24.59%</u>
							Check			<u>\$ 6,456,116.21</u>	<u>\$ 729,117.44</u>	

City of Kent
RITA Income Tax Analysis by Month compared to the Prior Year
By Category Collected

2022 with change from 2021 - Cash Basis

Calendar Month	Withholding	Change	% Change	Individual	Change	% Change	Net Profit	Change	% Change	Total	Change	% Change
Jan	\$ 1,281,803.30	\$ 234,412.09	22.38%	\$ 125,788.27	\$ 70,735.46	128.49%	\$ 121,042.96	\$ 69,325.54	134.05%	\$ 1,528,634.53	\$ 374,473.09	32.45%
Feb	1,232,196.91	53,193.54	4.51%	127,943.20	(21,623.62)	-14.46%	75,732.76	15,848.09	26.46%	1,435,872.87	47,418.01	3.42%
March	1,168,725.05	118,538.09	11.29%	58,292.66	5,862.01	11.18%	13,867.23	59,978.91	-130.07%	1,240,884.94	184,379.01	17.45%
April	1,186,612.25	150,242.78	14.50%	135,213.21	(5,811.31)	-4.12%	199,780.97	108,685.64	119.31%	1,521,606.43	253,117.11	19.95%
May	1,175,856.17	(110,616.57)	-8.60%	346,859.07	147,851.32	74.29%	263,112.24	88,304.11	50.51%	1,785,827.48	125,538.86	7.56%
June	1,243,815.17	106,274.00	9.34%	121,485.87	(154,564.94)	-55.99%	170,972.54	3,732.57	2.23%	1,536,273.58	(44,558.37)	-2.82%
July	1,282,659.12	203,324.58	18.84%	192,129.23	(75,176.44)	-28.12%	134,565.89	(8,658.66)	-6.05%	1,609,354.24	119,489.48	8.02%
August	1,090,694.93	13,255.50	1.23%	96,590.24	(924.05)	-0.95%	48,972.22	29,573.20	152.45%	1,236,257.39	41,904.65	3.51%
Sept	1,262,597.16	23,472.09	1.89%	117,683.45	6,357.71	5.71%	94,888.12	80,655.79	566.71%	1,475,168.73	110,485.59	8.10%
Oct	1,188,041.99	214,644.62	22.05%	184,667.69	5,837.66	3.26%	386,878.23	205,268.50	113.03%	1,759,587.91	425,750.78	31.92%
Nov	1,278,890.12	62,205.52	5.11%	155,710.81	10,058.55	6.91%	168,682.35	90,106.03	114.67%	1,603,283.28	162,370.10	11.27%
Dec	1,243,955.40	54,388.49	4.57%	75,037.14	(12,820.69)	-14.59%	93,313.56	57,663.76	161.75%	1,412,306.10	99,231.56	7.56%
	<u>\$ 14,635,847.57</u>	<u>\$ 1,123,334.73</u>	<u>8.31%</u>	<u>\$ 1,737,400.84</u>	<u>\$ (24,218.34)</u>	<u>-1.37%</u>	<u>\$ 1,771,809.07</u>	<u>\$ 800,483.48</u>	<u>82.41%</u>	<u>\$ 18,145,057.48</u>	<u>\$ 1,899,599.87</u>	<u>11.69%</u>
							Check			<u>\$ 18,145,057.48</u>	<u>\$ 1,899,599.87</u>	

**KENT POLICE DEPARTMENT
APRIL 2023**

	APRIL 2022	APRIL 2023	TOTAL 2022	TOTAL 2023
CALLS FOR SERVICE	1832	1713	6823	6685
KENT FIRE CALLS	414	483	1719	1805
BRIMFIELD FIRE CALLS	UNK	135	UNK	553
ARRESTS, TOTAL	128	120	543	498
JUVENILE ARRESTS	6	9	23	21
O.V.I. ARRESTS	18	11	63	63
TRAFFIC CITATIONS	178	118	626	562
PARKING TICKETS	954	850	3775	3306
ACCIDENT REPORTS				
ACCIDENT REPORTS	49	39	212	195
Property Damage	30	29	112	118
Injury	4	1	21	14
Private Property	9	7	51	39
Hit-Skip	3	2	18	17
OVI Related	2	0	9	6
Pedestrians	1	0	1	1
Fatals	0	0	0	0
U.C.R. STATISTICS				
Homicide	0	0	0	0
Rape	0	0	0	0
Robbery	0	1	1	1
Assault Total	19	17	59	44
Serious	2		2	5
Simple	17		15	38
Burglary	6	2	13	9
Larceny	21	15	64	77
Auto Theft	5	0	12	1
Arson	0	1	1	1
Human Trafficking:Servitude	0	0	0	0
Human Trafficking:Sex Acts	0	0	0	0
TOTAL	51	36	150	133
CRIME CLEARANCES				
Homicide	0	0	0	0
Rape	0	0	0	0
Robbery	0	0	1	0
Assault Total	11	13	45	38
Serious	1		2	4
Simple	10		11	31
Burglary	1	1	7	11
Larceny	5	2	13	10
Auto Theft	1	0	3	1
Arson	0	0	0	0
Human Trafficking:Servitude	0	0	0	0
Human Trafficking:Sex Acts	0	0	0	0
TOTAL	18	16	69	60